

Veneer

Walnut and Cherry



carolina
an OFS company

Veneer | Walnut and Cherry



Root
MNW - Quarter cut



Root
MNW on solid ash



Root
MNW on solid beech



Toffee
MGW - Quarter cut




Toffee
MGW on solid ash




Toffee
MGW on solid beech



Port
MVW - Flat cut



Port
MVW - Quarter cut




Port
MVW on solid ash




Port
MVW on solid beech



Burnished
BUW - Flat cut



Burnished
BUW - Quarter cut




Burnished
BUW on solid ash



Burnished
BUW on solid beech



Molasses
QEC - Quarter cut



Molasses
QEC on solid ash



Molasses
QEC on solid beech




Desert
DST - Quarter cut



Desert
DST on solid ash



Desert
DST on solid beech




Ebony
EBY - Flat cut




Ebony
EBY - Quarter cut



Ebony
EBY on solid ash



Ebony
EBY on solid beech



Sienna
MLC - Flat cut



Sienna
MLC - Quarter cut




Sienna
MLC on solid ash




Sienna
MLC on solid beech




Mocha
MMC - Flat cut



Mocha
MMC - Quarter cut



Mocha
MMC on solid ash



Mocha
MMC on solid beech

These swatches are a representation of the selected finishes. Aging and exposure to light alters finishes. This card should be replaced within 3 years of the date printed on back. Please refer to the pricelist for product availability.

