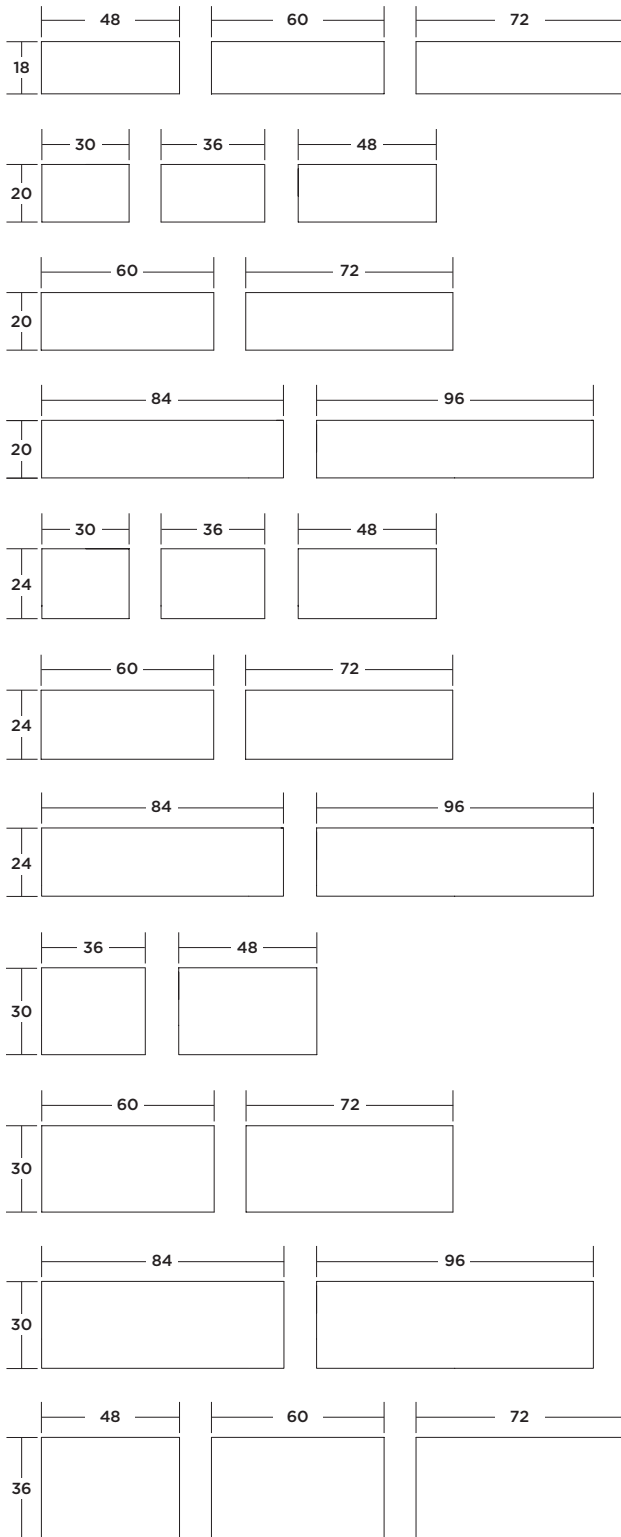
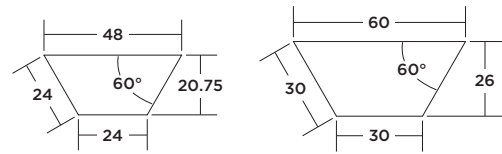


TOP SHAPES & SIZES

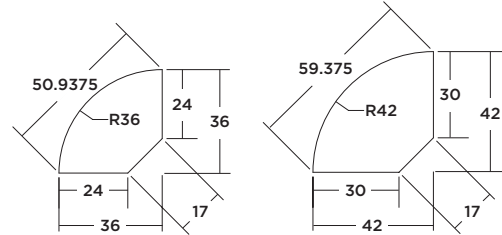
RECTANGULAR



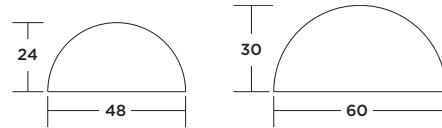
TRAPEZOID



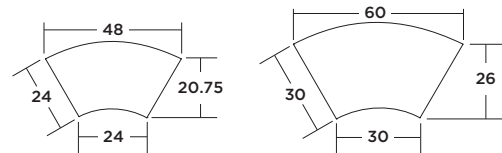
ARC SEGMENT



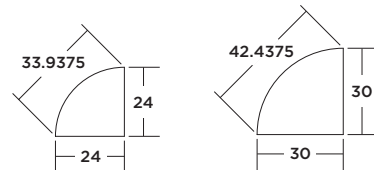
HALF ROUND



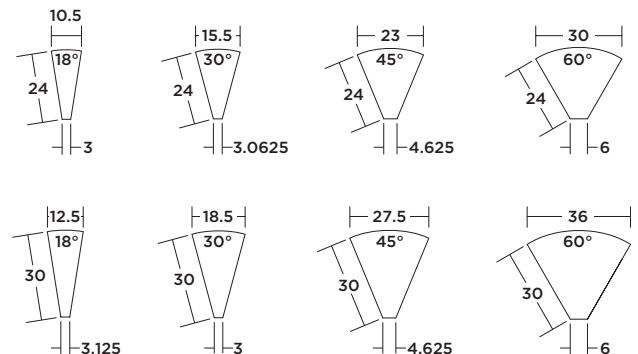
CURVE



QUARTER ROUND

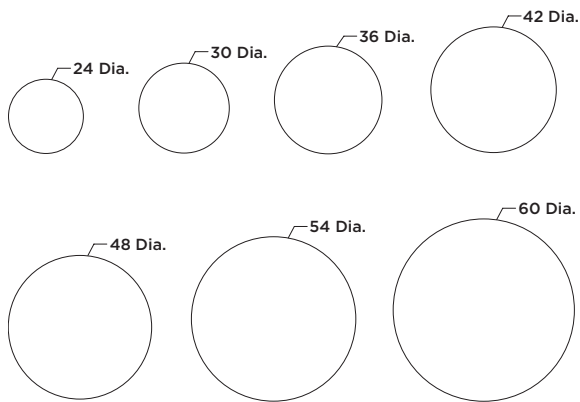


WEDGE

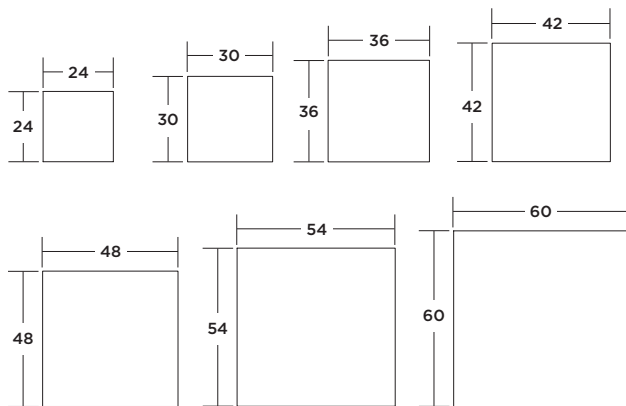


TOP SHAPES & SIZES

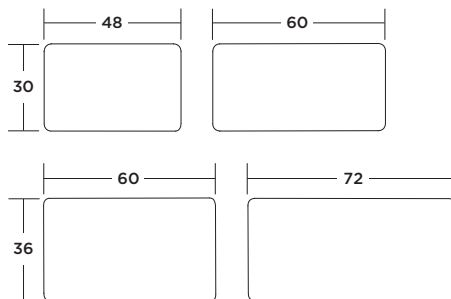
ROUND



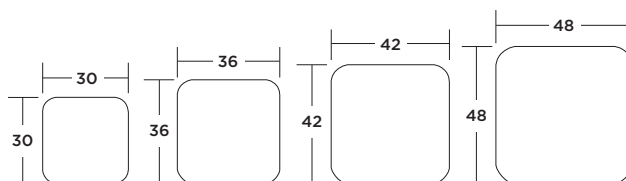
SQUARE



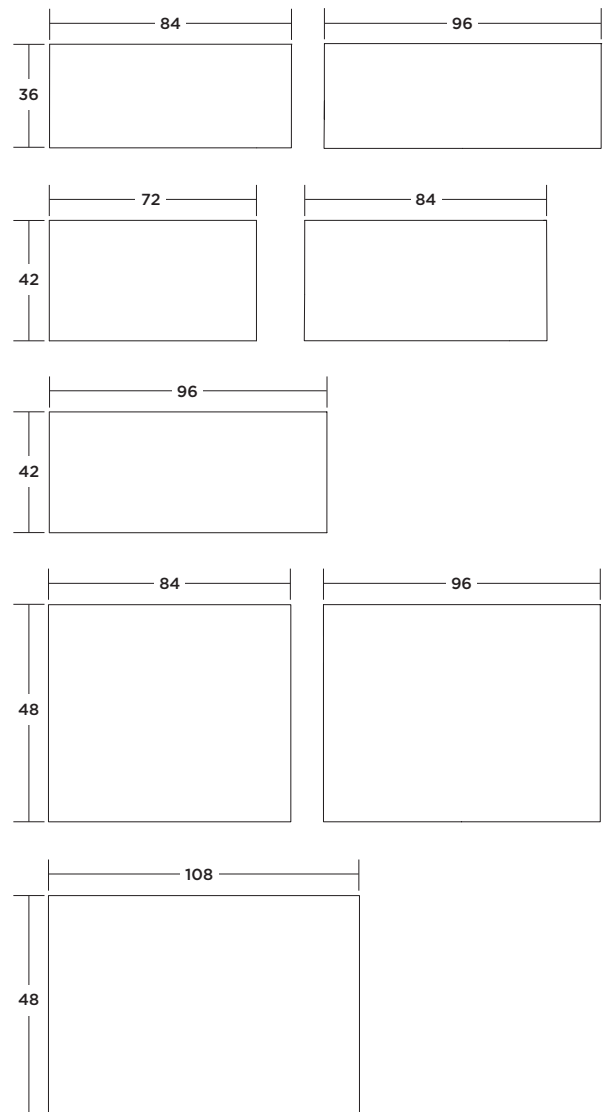
SOFT RECTANGLE



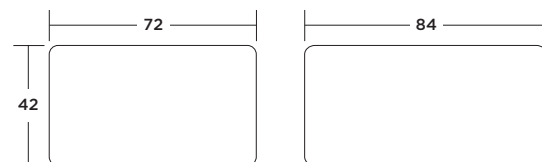
SOFT SQUARE



CONFERENCE

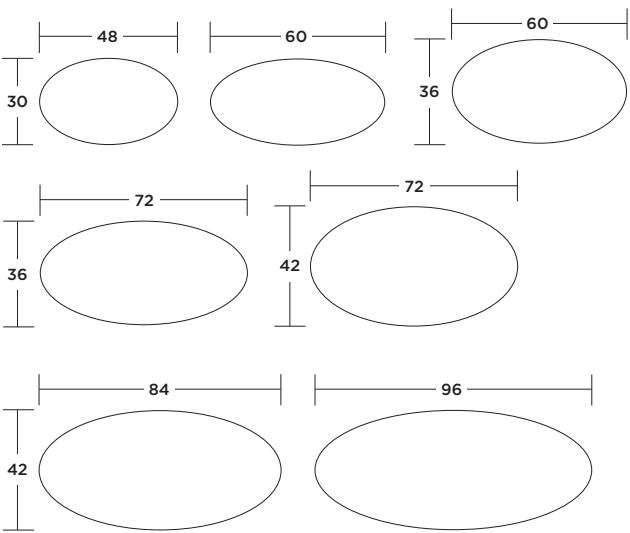


SOFT CONFERENCE

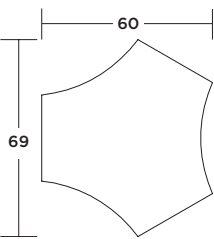


TOP SHAPES & SIZES

OVAL




GROUP



TOP CONSTRUCTION

Tops are constructed with 1" thick particleboard core. 84"W and 96"W tops are supported with a base frame. Underside support rails are standard on all 60"W and 72"W tops for support. 20"D and 24"D tops have one support rail; 30"D tops have two support rails. Additional support may be required when the weight of equipment placed on the top surface exceeds normal use. Please contact your Customer Service Representative for availability and a quote.

THERMALLY-FUSED LAMINATE
WITH MATCHING 2MM PP EDGE




SAMPLE MODEL NUMBER A3620R
SURFACE Thermally-fused laminate
ALL 4 EDGES 2mm flat PP



EY
Square

WOOD QUARTER GRAIN VENEER
WITH MATCHING 2MM WOOD EDGE



SAMPLE MODEL NUMBER A3620R
SURFACE Wood veneer
USER EDGE 2mm shaped finished wood
APPROACH, ENDS 2mm flat finished wood



DN
Square

HPL WITH MATCHING 2MM PP EDGE

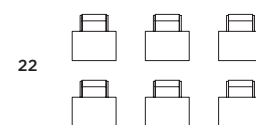
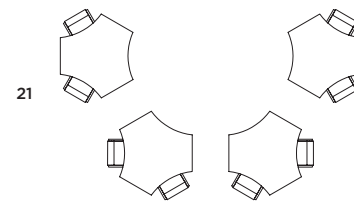
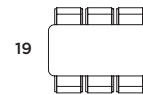
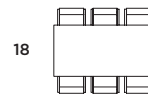
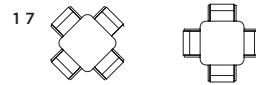
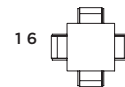
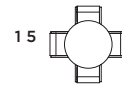
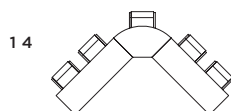
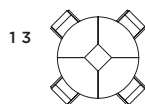
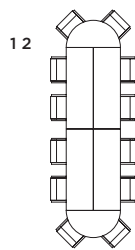
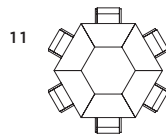
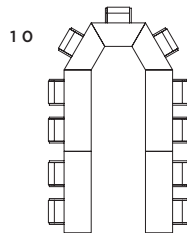
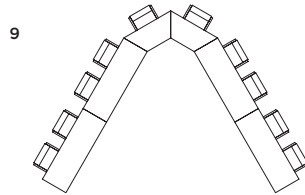
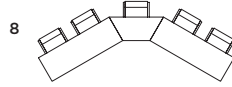
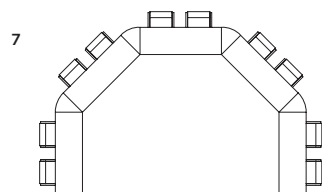
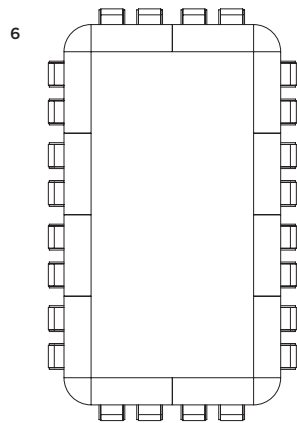
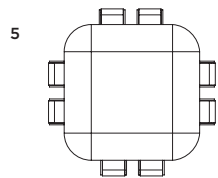
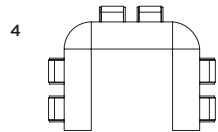
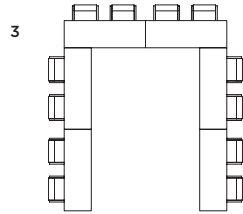
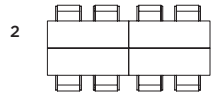
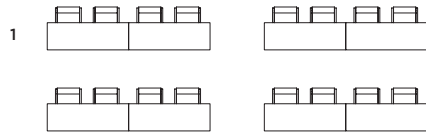


SAMPLE MODEL NUMBER A3620R
SURFACE HPL
ALL 4 EDGES 2mm flat PP


















EY
Square

TYPICALS



RECOMMENDED SEATING CAPACITY

Based on 24" chair width.

	Rectangular	Size	Seats		Square	Size	Seats
		48 x 18	1-2			24 x 24	2
		60 x 18	2			30 x 30	2
		72 x 18	2			36 x 36	4
		30 x 20	1			42 x 42	4
		36 x 20	1			48 x 48	4
		48 x 20	1-2			54 x 54	4
		60 x 20	2			60 x 60	6
		72 x 20	2				
		84 x 20	3				
		96 x 20	3-4				
		30 x 24	1		Soft Rectangular	48 x 30	1-2
		36 x 24	1			60 x 30	2
		48 x 24	1-2			60 x 36	2
		60 x 24	2			72 x 36	2
		72 x 24	2				
		84 x 24	3				
		96 x 24	3-4		Soft Square	30 x 30	2
		36 x 30	1			36 x 36	4
		48 x 30	1-2			42 x 42	4
		60 x 30	2			48 x 48	4
		72 x 30	2				
		84 x 30	3				
	Trapezoid	48 x 24	1-2		Conference	84 x 36	8
		60 x 30	2			96 x 36	8
						72 x 42	6
						84 x 42	8
						96 x 42	8
						84 x 48	8
						96 x 48	8
						108 x 48	10
	Arc Segment	51 x 24	1-2		Soft Conference	72 x 42	6
		59 x 30	2			84 x 42	8
	Half Round	24 x 48	2		Oval	48 x 30	2
		30 x 60	2			60 x 30	4
	Curve	48 x 24	1-2			60 x 36	4
		60 x 30	2			72 x 36	6
						72 x 42	6
	Quarter Round	90° x 24	1			84 x 42	6
		90° x 30	1			96 x 42	8
	Wedge	60° x 24	1		Group	60 x 69	3
		45° x 30	1				
		60° x 30	1				
	Round	24 x 24	2				
		30 x 30	3				
		36 x 36	3-4				
		42 x 42	4-5				
		48 x 48	5-6				
		54 x 54	5-6				
		60 x 60	7				

GROMMETS

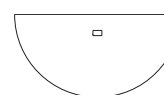
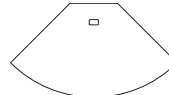
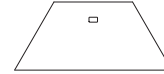
Grommets are located on approach side of tops. Grommet color option must be specified; available in black or silver.

- 60", 72", 84" and 96"W Rectangular tops are available with Right (G2B & G2N), Center (G3B & G3N), Left (G4B & G4N), Right-Left (G5B & G5N) or Right-Center-Left (G8B & G8N) grommet options.
- 30", 36" and 48"W Rectangular, Trapezoid, Arc Segment, Half Round and Curve tops are available with Center (G3B & G3N) option only.



Overall size 3.375" x 2"
Grommet cutout size 3.25" x 1.875"
Location to center of grommet 6.75" from approach edge
For left and right grommets
For center grommet

For 72"W top, 18" from ends
For 60"W top, 15" from ends



G1 No Grommet



G2B Grommet on Right (Black)
G2N Grommet on Right (Silver)

G3B Grommet in Center (Black)
G3N Grommet in Center (Silver)



G4B Grommet on Left (Black)
G4N Grommet on Left (Silver)



G5B Grommets Right and Left (Black)
G5N Grommets Right and Left (Silver)



G8B Grommets Right, Center and Left (Black)
G8N Grommets Right, Center and Left (Silver)

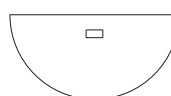
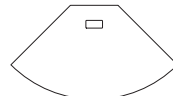
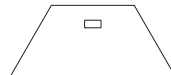
POWER CUTOUT OPTIONS for Rectangular, Trapezoid, Arc Segment, Half Round and Curve Tops

Power cutouts are located on approach side of tops. Power cutout option is for cutout opening only (no upcharge). Power/Data Center(s) must be ordered separately for field installation, see pages 65-71. For single circuit or multi circuit applications, see pages 16 and 17.

- 60", 72", 84" and 96"W Rectangular tops are available with Center (A9H) or Right-Left (A9K) power cutout options.
- 30", 36" and 48"W Rectangular, Trapezoid, Arc Segment, Half Round and Curve tops are available with Center (A9H) option only.

Power cutout size 5.9375" x 2.75"
Location to center of cutout 6.75" from approach edge
For left and right cutouts
For center cutout

For 72"W top, 18" from ends
For 60"W top, 15" from ends



X9 No Power Cutout

A9H Power Cutout in Center



A9K Power Cutouts Right and Left

POWER CUTOUT OPTIONS for Conference Tops

Power cutout option is for cutout opening only (no upcharge). Power/Data Center(s) must be ordered separately for field installation, see pages 65-71.

- 72", 84", 96" and 108"W Conference tops are available with Center (QS) power cutout option.
Note: Not available on 108"W tops when ASC base is specified.
- 108"W Conference top is available with Right and Left (QS-QT) option only when **ASC** base is specified.

For center cutout Centered between edges
For left and right cutouts For 108"W top that uses ASC base only, 27" from ends



QR No Power Cutout



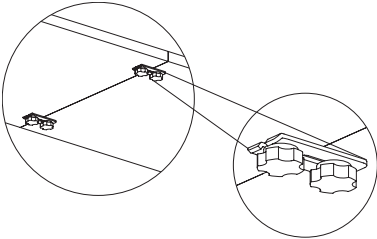
QS Power Cutout in Center



QS-QT Power Cutouts Right and Left

TABLE CONNECTOR BRACKETS OPTION

Connector brackets are required when single circuit or multi circuit electric systems are installed in two or more tables to prevent separation and damage to electrical system.



The set of two brackets consists of two steel plates and four thumb screws per table. Tops are predrilled for connector brackets. Brackets are attached using thumb screws into threaded inserts. No tools are required. Brackets are self storing under the top when not being used.

Connector brackets are sold as an option of the top. However, all tops are predrilled so connector brackets can also be retrofit in the field, no tools required. For retrofit, purchase brackets as a separate model number TC1 in a set of two to install on previously purchased tables (see page 73).

TOP OPTION

X9 No Connector Brackets
Connector brackets are required when a single or multi circuit electrical system is installed in two or more tops.



Set of two Connecting Brackets

A4W Option: Set of two Connector Brackets
Add A4W to model number to order as an option of the top.

MODEL NUMBER (retrofit in the field)

TC1 Model Number: Set of two Connector Brackets
Order by model number for retrofitting connector brackets in the field.

BASE STYLES

DEUCE BASE



Base Construction

- Overall base height 27.75"
- Table height with top 28.875"
- 2.36" diameter tubular steel column, eight powder coat colors
- Cast aluminum foot, eight powder coat colors plus polished aluminum
- Center and offset column bases sold in sets of two; order quantity (1) for each table
- X bases sold singly; order quantity (1) for each table

Static: Fixed steel flat plate



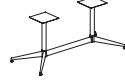
Center Column



Offset Column



X Base for Round & Square Tops



Base for Oval Tops



X Base for 54" & 59.5"W Square Tops

Folding: Steel and plastic with touch-release mechanism



Center Column



Offset Column



Some top sizes are not fully compatible with folding bases. Please refer to the base model number for information.

Flip-and-Nest: Cast aluminum top plate with extruded aluminum bottom plate; two-handle dual release mechanism for safety of user and equipment 24"D and 30"D tops only. Not available for use with 18"D, 20"D and 36"D tops.



Center Column



Offset Column



Pin Set Adjustable Height: Fixed steel flat plate with pin set adjustable height from 24.75"H to 33.75"H in 1" increments



Adjustable Height
Center Column



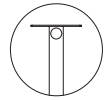
Adjustable Height
Offset Column



DEUCE BASE OPTIONS

Powder Coat Colors: Specify matching or contrasting colors on column and foot.

Note: Power cord will run through column.



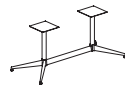
Wire Management
Available on:



Static
Center



Static
Offset



Static
Base for Oval Tops



Folding
Center



Folding
Offset



Flip-and-Nest
Center



Flip-and-Nest
Offset



Power over Base
Available on:



Static
X Base for Round & Square Tops



Static
Base for Oval Tops



A4F Glides



A4G Black Casters



A4H White Casters

Note: Due to need for mobility in nesting, non-hooded locking casters are standard on Flip-and-Nest tables.

BASE STYLES

T BASE



Base Construction

- Overall base height 27.75"
- Table height with top 28.875"
- 1.875" diameter tubular steel, nine powder coat colors

- Center, offset and double column bases sold in sets of two **BASE STYLES**; order quantity (1) for each table
- X bases sold singly; order quantity (1) for each table

Static: Fixed steel flat plate



Center Column



Offset Column



X Base for Round & Square Tops

Folding: Steel and plastic with touch-release mechanism



Center Column



Some top sizes are not fully compatible with folding bases. Please refer to the base model number for information.

T BASE OPTIONS

Powder Coat Colors: Specify color

Glides/Casters: Optional 50mm non-hooded locking casters



A4F Glides



A6C Black Casters



BASE STYLES

ORB BASE



Base Construction

- Overall base height 27.75"
- Table height with top 28.875"
- 2" diameter tubular steel column, eight powder coat colors
- 2" column base sold in sets of four; order quantity (1) for each table; ships in two carton

Static: Fixed steel flat plate. Not available for use with 72"W or larger tops.



Column Base

ORB BASE OPTIONS

Powder Coat Colors: Specify color

Glides/Casters: Optional 50mm non-hooded locking casters



A4F Glides



A6C Black Casters



BASE STYLES

DISC BASE

**Base Construction**

- Metal circular base
- 4" round steel column, eight powder coat colors
- Bases sold singly; order quantity (1) for round and square tables, (2) for conference and oval tables

Note: Some top sizes are not fully compatible with the disc base. Please refer to the base model number for information.

REESE BASE

**Base Construction**

- Overall base height 27.75"
- Metal Reese Base with Glides (Set of Four)
- Adjustable Leverlars or Dual Wheel Caster
- Includes all Mounting Hardware

REESE BASE OPTIONS

Powder Coat Colors: Specify color



A4F Glides



A4G Black Casters



A4H White Casters



BASE STYLES

PNEUMATIC ADJUSTABLE HEIGHT BASE



Base Construction

- The internal gas springs counterbalance the weight of the table, keeping the table in balance for quieter, faster adjustment
- 2.75" square steel column, three powder coat colors
- Four foot styles
- Bases sold singly; order quantity (1) for each table

Fixed steel flat plate with adjustable height from 27.25"H to 49"H in 1" increments



X Base

PNEUMATIC BASE FOOT STYLE OPTIONS

Matching color on column and foot

Glide/Caster



FGK
Flat Glide



TGK
Tubular Glide



FLK
Flat Caster



TCK
Tubular Caster

BASE STYLES

ELECTRIC ADJUSTABLE HEIGHT BASE



Base Construction

- Electric lifting column
- 3.125" x 2" rectangular steel column, three powder coat colors
- 2.75" square steel column, three powder coat colors
- Four foot styles
- Bases sold singly; order quantity (1) for each table

Electric Rectangular: Fixed L bracket with adjustable height from 26.375"H to 49"H

Electric Square: Fixed steel flat plate with adjustable height from 21.625"H to 50.625"H



Center Rectangular
Column



Offset Rectangular
Column



Center Square
Column



Offset Square
Column

ELECTRIC BASE FOOT STYLE OPTIONS

Matching color on column and foot

Glide/Caster



FGK
Flat Glide



TGK
Tubular Glide



FLK
Flat Caster



TCK
Tubular Caster

CONTROL PANEL OPTIONS

C4T Classic

TABLE MAXIMUM WEIGHT ALLOWANCE				
	Pneumatic	Crank	Electric Rectangular	Electric Square
AH3624R	28 lbs.	N/A	N/A	N/A
AH3630R	20 lbs.	N/A	N/A	N/A
AH4820R	37 lbs.	100 lbs.	75 lbs.	75 lbs.
AH4824R	31 lbs.	100 lbs.	75 lbs.	75 lbs.
AH4830R	34 lbs.	100 lbs.	75 lbs.	75 lbs.
AH6020R	31 lbs.	100 lbs.	75 lbs.	75 lbs.
AH6024R	36 lbs.	100 lbs.	75 lbs.	75 lbs.
AH6030R	35 lbs.	100 lbs.	75 lbs.	75 lbs.
AH6620R	35 lbs.	100 lbs.	75 lbs.	75 lbs.
AH6624R	41 lbs.	100 lbs.	75 lbs.	75 lbs.
AH6630R	40 lbs.	100 lbs.	75 lbs.	75 lbs.
AH7220R	36 lbs.	100 lbs.	75 lbs.	75 lbs.
AH7224R	35 lbs.	100 lbs.	75 lbs.	75 lbs.
AH7230R	35 lbs.	100 lbs.	75 lbs.	75 lbs.
AH36S	35 lbs.	N/A	N/A	N/A
AH42S	22 lbs.	N/A	N/A	N/A
AH36R	35 lbs.	N/A	N/A	N/A
AH42R	22 lbs.	N/A	N/A	N/A
AH4830V	19 lbs.	N/A	N/A	N/A
AH4836TD	16 lbs.	N/A	N/A	N/A
AH4824K	26 lbs.	N/A	N/A	N/A

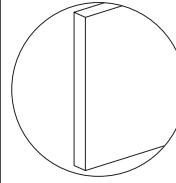
MODESTY PANELS

Modesty panels help to conceal circuitry components for electrical applications and to provide privacy for users.

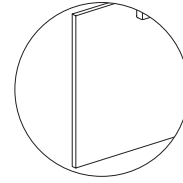
- 7"H panel; 7.5"H with top attachment brackets
- Flat edges
- Tops are predrilled for modesty bracket attachment

MODESTY WIDTHS		
Table Width	Modesty Width	Number of Brackets
36" Rectangle	35.5"	2
48" Rectangle	47.5"	2
60" Rectangle	59.5"	2
72" Rectangle	71.5"	3
84" Rectangle	83.5"	3
96" Rectangle	95.5"	3
48" Rectangle	25.125" (24.5" for leg base)	2
60" Rectangle	31" (30.5" for leg base)	2
Arc Segment	19.25" (18.25" for leg base)	2

MODESTY PANEL MATERIALS



Thermally-Fused Laminate, Veneer Modesty Panels
0.75" thick panels are constructed with thermally-fused laminate and veneer faces.



Acrylic Modesty Panel
0.25" thick acrylic modesty panels are available in frosted acrylic.

MODESTY PANEL BRACKETS

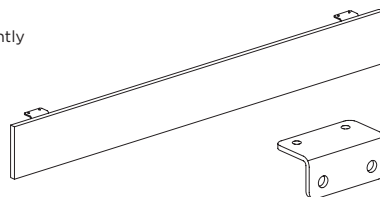
Types are designed to use specifically on tables with Static, Folding or Flip-and-Nest bases. Brackets ship attached to modesty panel. Brackets for Thermally-Fused Laminate and Veneer modesty panels attach to the back of the panel. The brackets used on acrylic modesty panels include a front cap for attachment through the acrylic.

Thermally-Fused Laminate and Veneer Modesty Panels

Thermally-Fused Laminate 0.75" thick in 16 OFS woodgrains and colors
Veneer 0.75" thick in 15 OFS wood finishes

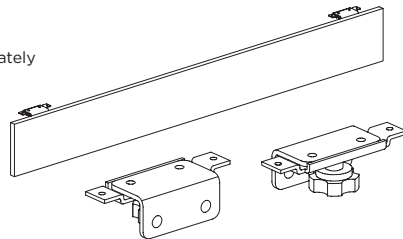
FOR STATIC BASE

FIXED modesty panel is permanently attached with black L-brackets.



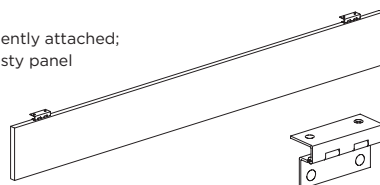
FOR FOLDING BASE

REMOVABLE black brackets allow modesty panel to be stored separately from the table.



FOR FLIP-AND-NEST BASE

HINGED modesty panel is permanently attached; hinged black bracket allows modesty panel to fold to the top for storage.



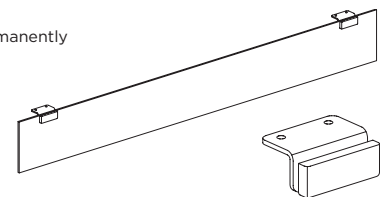
Acrylic Modesty Panels

Frosted Acrylic

0.25" thick frosted acrylic panel

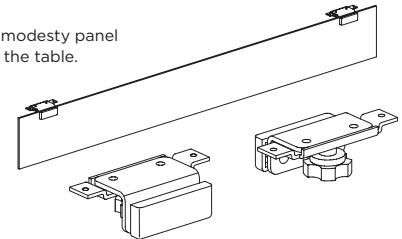
FOR STATIC BASE

FIXED modesty panel is permanently attached with L-brackets.



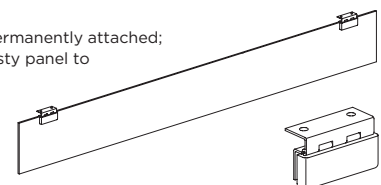
FOR FOLDING BASE

REMOVABLE brackets allow modesty panel to be stored separately from the table.



FOR FLIP-AND-NEST BASE

HINGED modesty panel is permanently attached; hinged bracket allows modesty panel to fold to the top for storage.





POWER AND DATA

PLANNING GUIDELINES

- | | |
|--------------------------------------|---|
| Step 1 The Room: | <ul style="list-style-type: none">• How will the room be used and will it be reconfigured?• How will the tables be configured?• Where are the room's power sources located? |
| Step 2 Electrical Equipment: | <ul style="list-style-type: none">• What electrical equipment will be used now and for future needs?• Where will the electrical equipment be located? |
| Step 3 Calculate Amps: | <ul style="list-style-type: none">• Determine AMPs usage - usually listed on the name plate on the back or bottom of the equipment; may also be found in the user manual.• Calculate the total number of AMPs needed and divide that total by 16 to determine the number of circuits needed. If number of circuits is a decimal, round up to the nearest whole number. |
| Step 4 Select the Electrical System: | <ul style="list-style-type: none">• If AMPs total 12 or fewer, Purl single circuit system can be used.• If AMPs total 16 or fewer, 4-Trac multi circuit system with 20 amp Plug In-feed can be used if city code does not require hardwire power in-feed.• For 4-Trac multi circuit system with Hardwire Power In-feed or Rotating Power Entry with Quick Disconnect, determine the number of circuits needed based on the configuration, power source locations and equipment location. Our 4-wire, 2-circuit system gives customers the ability to "right-size" their electrical, paying only for the material that is being used.• Also available from OFS is an 8-wire, 4-circuit system. Circuits 1, 2 and 3 share a common ground; Circuit 4 has a separate ground and neutral wire and is used for more sensitive equipment needs, such as projectors, printers and servers. For information, please contact your CSR. |

Always consult with a local authority for compliance with specific code regulations.

ELECTRICAL SYSTEMS

- | | |
|--------------------------------------|--|
| Purl single circuit system | <ul style="list-style-type: none">• Plug-and-play with easy reconfigurability• Single circuit system• 15 amp over current protection• 12 amp total system rating• Non-sequential• Single infeed end or center• Self-diagnostic system status• All receptacles are tamper resistant• Connect up to 9 units, with up to 6 receptacles per unit• Cannot be used where city code requires hardwire power in-feed• UL 962A SD Listed |
| 4-Trac multi circuit system | <ul style="list-style-type: none">• 4-wire, 2-circuit system• Permanent hardwire in-feed with the flexibility of rotating power entry in-feed or 20 amp plug in-feed (20 amp plug in-feed brings system down to 1 circuit)• Two 20 amp circuits (with 20 amp plug - one 20 amp circuit)• 16 amps per circuit, 32 per system is maximum allowed for a continuous load• Standard underworksurface two duplex receptacles - four outlets per table• Metal conduit option for New York, San Francisco and anywhere it is required by local code |
| Stand-alone power/data center | <ul style="list-style-type: none">• Use in single table applications such as a presenter table |

POWER/DATA CENTER

The Power/Data Center is UL Recognized and designated models can be used in single circuit, multi circuit or stand-alone applications. Cord length and plug type are specific to the application and **power/data centers are not interchangeable between applications**. Power/Data Centers are ordered separately from the top. Table top must be specified with power cutout(s) for field installation of the power/data center(s) - see f.

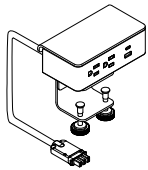
The PS-23/24 measures 6.375"W x 3.375"D x 2.75"H. Each Power/Data Center contains 1 duplex power tap (two - 15 amp outlets) and two blank data port inserts. Voice and data RJ45 modules can be ordered to replace preinstalled blanks in the field. The Power/Data Center fits into a cutout in the table top. Self-storing lid retracts inside the unit during use. Available in black and silver.

The PS-119/117 measures 5.5"W x 3.2"D x 3"H above surface and up to 1.5" below the surface. 2 tamper resistant AC 15 amp power outlets, 1 USB-A 2.4 amp charging port & 1 60-watt USB-C power delivery charging port (clamp and screws included), with Pur cord. Available in black and white with coordinating cords.

The PS-120/118 measures 5.5"W x 3.2"D x 3"H above surface and up to 1.5" below the surface. 2 tamper resistant AC 15 amp power outlets, 1 USB-A 2.4 amp charging port & 1 60-watt USB-C power delivery charging port (clamp and screws included), with Pur cord. Available in black and white with coordinating cords.

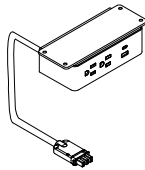
PS-121/84 Measures 7"W x 5.05"D x 4.63"H with 2 tamper resistant AC 15 amp power outlets, 1 USB-A 2.4 amp charging port & 1 60-watt USB-C power delivery charging port (clamp and screws included), with Pur cord. Available in black and white with coordinating cords.

PS-122 Measures 4.59"W x 2.84"D x 3.67"H and consists of (2) AC 15 AMP 120 Volt, (1) QC 3.0 reversible USB-A charging port & (1) 30-Watt USB-C power delivery port with Pur cord. Available in black and white with coordinating cords.



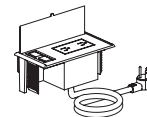
Purl Single Circuit
PS-120B (Black)
PS-120W (White)

18" cord with Purl plug.
Connect up to nine units,
each with a maximum of
6 outlets. Black units have
black cord, white units
have white cord.



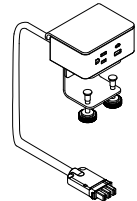
PS-118B (Black)
PS-118W (White)

18" cord with Purl plug.
Connect up to nine units,
each with a maximum of
6 outlets. Black units have
black cord, white units
have white cord.



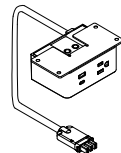
4-Trac Multi Circuit

PS-23 (Black)
PS-24 (Silver)
2' cord with a 90° 15 amp plug.
Use up to 13 duplex receptacles
per circuit where multi circuit
connectivity is required. The
Power/Data Centers are an add-
on option to bring power to the
workspace.



Purl Single Circuit

PS-119B (Black)
PS-119W (White)
18" cord with Purl plug.
Connect up to nine units,
each with a maximum of 6 outlets.
Black units have black cord,
white units have white cord.

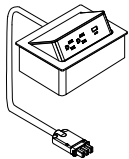


PS-117B (Black)
PS-117W (White)
18" cord with Purl plug.
Connect up to nine units,
each with a maximum of 6
outlets. Black units have black
cord, white units have white cord.



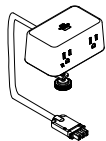
Module
RJ-45

Black single module




Purl Single Circuit

PS-121B (Black)
PS-121S (Silver)
1' cord with Purl plug.
Connect up to nine units,
each with a maximum of
6 outlets. Black units have black
cords, Silver units have gray cords.



Purl Single Circuit

PS-122B (Black)
PS-122W (White)
18" cord with Purl plug.
Connect up to nine units,
each with a maximum of 6 outlets.
Black units have black cord,
white units have white cord.



4-Trac Multi Circuit

PS-86B (Black)
PS-86S (Silver)
2' cord with a 90° 15 amp plug.
Use up to 13 duplex receptacles
per circuit where multi circuit
connectivity is required. The
Power/Data Centers are an add-
on option to bring power to the
workspace.

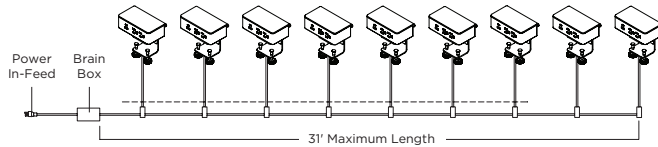
PURL SINGLE CIRCUIT SYSTEM

THE COMPLETE ELECTRICAL PACKAGE

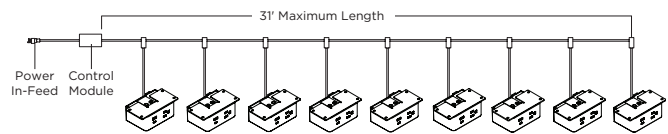
Today's conference, learning and teaming environments demand more furniture flexibility and reconfiguration that is fast and easy. OFS can deliver total "plug-n-play" ease for unlimited power reconfigurations without a service call. Purl is a UL 962A recognized electrical system that offers true flexibility and simplicity in reconfiguration of training work space. A safe, reliable and innovative electrical solution, Purl is a single circuit configuration of up to eight duplex outlets with a standard 15 amp plug and offers total reconfigurability.

PERIMETER OVERVIEW

OFS utilizes the Purl electrical system allowing up to eight duplex power outlet modules to be daisy-chained together and powered from a single power in-feed with standard 15-amp plug. This system uses patented technology that allows power modules to be connected in any order without the need for sequential keying. The number of power modules connected is automatically limited to the maximum allowed under UL Standard 962A. If too many power modules are connected, the control module disconnects all power to the system and illuminates a red diagnostic LED. Power is restored to the system automatically after the extra power module or modules are disconnected, which is indicated by a green diagnostic LED. **NOTE:** Purl System will not work with GFI or GFCI - Ground Fault Circuit Interrupt Wall or Floor Outlets.



POWER & CHARGING CLAMP with 18" cord and PURL plug.
PS-120 (Black & white)

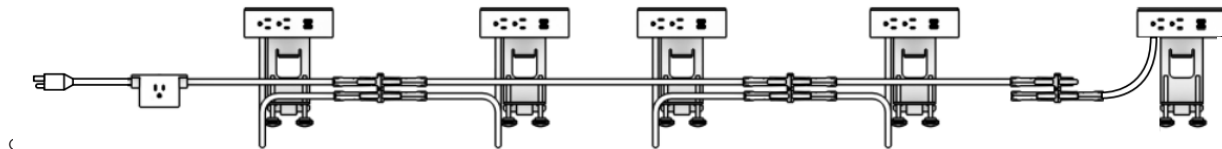


POWER & CHARGING UNDERSURFACE POWER with 18" cord and PURL plug.
PS-117 (Black & white)

TRAINING TABLE APPLICATIONS

This system is typically applied to training tables where multiple power outlets are desired to be supplied by one power cord. It is especially valuable in applications where the setup or configuration may change. Its patented technology allows power modules to be connected or reconnected in any order at any time. All power modules offer three connection ports for unmatched flexibility in how power modules and the furniture they are mounted to may be arranged or rearranged.

SYSTEM COMPONENTS



1. Power in-feed

2. Power option

3. H-block

4. Jumper

TECHNICAL INFORMATION

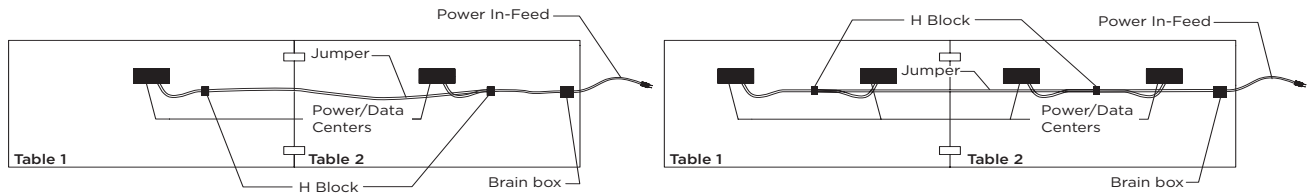
- Single circuit power
- 15 amp over current protection
- Power in-feed cord - 10' to brain box, 2' second cord with courtesy plug
- Non-sequential
- Up to 9 units, with up to 6 receptacles in each unit
- Unlimited number of straight jumpers can be used within the overall system length of 31'
- Connector brackets required between tables
- Purl system by itself is UL Recognized **NOTE:** Purl System will not work with GFI or GFCI - Ground Fault Circuit Interrupt Wall or Floor Outlets.

(Purl Single Circuit System continued on next page)

PURL JUMPER LENGTHS

(continued from previous page)

When using the Purl system, the specifier must determine jumper lengths that must be ordered to fit the configuration. See chart below. For assistance, please contact your CSR.



With 1 or 2 Power units per table:

Connecting	Jumper Length
(2) 30" Rectangles	30"
(2) 36" Rectangles	36"
(2) 48" Rectangles	48"
(2) 60" Rectangles	60"
(2) 72" Rectangles	72"
(2) 84" Rectangles	84"
(2) 96" Rectangles	96"
Arc Segment - Arc Segment	24"
Arc Segment - 48" Rectangle	36"
Arc Segment - 60" Rectangle	42"
Arc Segment - 72" Rectangle	48"
48" Trapezoid or 48" Curve - 48" Trapezoid or 48" Curve	30"
48" Trapezoid or 48" Curve - 48" Rectangle	42"
48" Trapezoid or 48" Curve - 60" Rectangle	48"
48" Trapezoid or 48" Curve - 72" Rectangle	54"
60" Trapezoid or 60" Curve - 60" Trapezoid or 60" Curve	36"
60" Trapezoid or 60" Curve - 48" Rectangle	42"
60" Trapezoid or 60" Curve - 60" Rectangle	48"
60" Trapezoid or 60" Curve - 72" Rectangle	54"
48" Rectangle - Wedge - 48" Rectangle	60"
60" Rectangle - Wedge - 60" Rectangle	72"
72" Rectangle - Wedge - 72" Rectangle	84"
Half Round - 48" Rectangle	36"
Half Round - 60" Rectangle	42"
Half Round - 72" Rectangle	48"
48" Rectangle - Quarter Round - 48" Rectangle	60"
60" Rectangle - Quarter Round - 60" Rectangle	72"
72" Rectangle - Quarter Round - 72" Rectangle	84"

CONNECTOR BRACKETS

When jumpers are used to connect power from table to table, connector brackets must be used to prevent separation and damage to electrical system. Specify A4W Set of Two Connecting Brackets option with each top. See TABLE CONNECTOR BRACKETS OPTION on page 8.

4-TRAC MULTI CIRCUIT SYSTEM

OFS's 4-Trac Multi Circuit System accommodates typical power needs in a training environment. Powered tables must be joined with Connector Brackets to prevent separation and damage to electrical components. Some city codes require hardwire power in-feed. Metal conduit is required for New York and San Francisco. Consult with a local authority for compliance with specific code regulations.

For your particular electrical requirements, OFS has trained staff available to help with your power/data specifications. Please provide:

- permanent or reconfigurable installation needs
- room layout drawing showing tables, locations for power in the tables and the building's power sources

All components of the 4-Trac Multi Circuit System are UL listed with the exception of the 20 Amp Power Entry with 90° Plug, which is UL recognized.

SYSTEM COMPONENTS

1. Power In-Feed

OFS offers three types of power in-feeds. Determine the type you need based on need for reconfigurability, the building's available power sources and local electrical codes.



PWF2L
Power In-Feed with
Black Liquid Tight Conduit



PWF2M
Power In-Feed with
Metal Conduit




PWF2QD

4-Trac Rotating Power Entry with Quick Disconnect

- Replaces an existing wall outlet; installed by licensed electrician
- 72" jumper connects from the Rotating Power Entry to duplex receptacle kit (order separately: F-MCJ72L with Liquid Tight Conduit or F-MCJ72M with Metal Conduit)
- 20 amp, 2-circuit system
- No connection sequence required
- UL listed

4-Trac Hardwire Power Entry with 6' Cord

- Installed at the wall or floor by a licensed electrician
- Modular end connects to duplex receptacle kit
- 20 amp, 2-circuit system
- No connection sequence required
- UL listed



PWF20AMP

20 Amp Power Entry with 6', 9' or 12' Cord and 90° Right Angle Plug

- Plugs into standard 20 amp wall outlet
- Modular end connects to duplex receptacle kit
- Limits system to single circuit only
- 20 amp, 1-circuit system
- All kits in series must be Circuit I
- No connection sequence required
- UL recognized

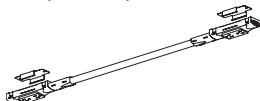


HCB

H Block Connector

Some configurations and building power supply locations may require bringing power to the table in a location other than the ends. The UL listed H block connector, model number HCB, enables connection at your desired location. Jumper lengths will depend on the application; some lengths may require jumper to be coiled underneath the worksurface so that the modular end can be inserted into the H block connector.

2. Duplex Receptacle Kits



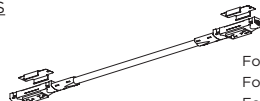
For 48" Table
For 54"/60" Table
For 66"/72" Table
For 84" Table
For 96" Table

CIRCUIT I KITS LIQUID TIGHT

MCK48C1L
MCK60C1L
MCK72C1L
MCK84C1L
MCK96C1L

CIRCUIT II KITS LIQUID TIGHT

MCK48C2L
MCK60C2L
MCK72C2L
MCK84C2L
MCK96C2L



For 48" Table
For 54"/60" Table
For 66"/72" Table
For 84" Table
For 96" Table

CIRCUIT I KITS METAL CONDUIT

MCK48C1M
MCK60C1M
MCK72C1M
MCK84C1M
MCK96C1M

CIRCUIT II KITS METAL CONDUIT

MCK48C2M
MCK60C2M
MCK72C2M
MCK84C2M
MCK96C2M

The 4-Trac Multi Circuit System is available in kits (duplex receptacle-jumper-duplex receptacle) to simplify electrical specification. Multi Circuit Kits are UL listed. Each kit contains either Circuit I or Circuit II duplex receptacles. Alternating Circuit I and Circuit II kits from table-to-table will prevent accidental overload of any one circuit. Specify an equal number of Circuit I and Circuit II kits and use them alternately between tables that are connected to the same power in-feed.

CIRCUIT I KIT Table 1	CIRCUIT II KIT Table 2	CIRCUIT I KIT Table 3	CIRCUIT II KIT Table 4
--------------------------	---------------------------	--------------------------	---------------------------

For power to 30" and 36"W Rectangle, Trapezoid, Arc Segment, Half Round and Curve tops, a single duplex receptacle is offered: Circuit I (DPLX1) or Circuit II (DPLX2) with mounting hardware.

3. Jumper



MCJ22L



MCJ22M

Appropriate-length jumper(s) must be specified, depending on the application (see page 21). Jumpers are UL listed.

STANDARD FEATURES

- 4-wire, 2 circuit system, 20 amps each (Circuit I and II only)
- 13 duplex receptacles per circuit, 26 15 amp duplex receptacles per power in-feed maximum
- Easy to specify
- Easy to install and reconfigure
- UL Listed as a Manufactured Wiring System
- More economical than 8-wire system

CONNECTIVITY

Most computing is done via laptops; total amps should not exceed 16 amps per circuit. In a training environment utilizing computer towers and monitors, the 4-wire, 2-circuit system supports four computers per circuit. If two computers are used per 72" table, the 4-wire, 2-circuit system supports power for 24 linear feet of worksurface or four tables. Other electrical needs, such as a projector, are generally few and can be accommodated by the 4-wire, 2-circuit system.

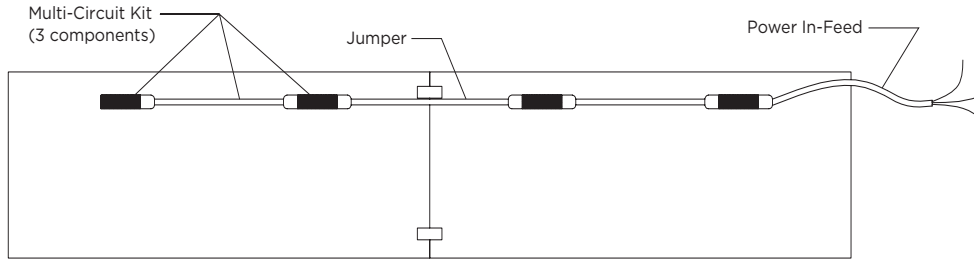
- Length limitation for jumpers and in-feeds: 300" or 25'
- Maximum duplex receptacles allowed: 13 duplex receptacles per circuit, 26 per in-feed
- Recommendations: 10 duplex receptacles per circuit, 20 per in-feed or four computer towers and monitors per circuit, eight computer towers and monitors per in-feed

(4-Trac Multi Circuit System continued on next page)

4-TRAC MULTI CIRCUIT JUMPER LENGTHS

(continued from previous page)

When using the 4-Trac Multi Circuit system, the specifier must determine jumper lengths that must be ordered to fit the configuration. See chart below. For assistance, please contact your CSR.

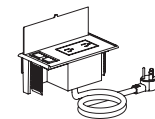
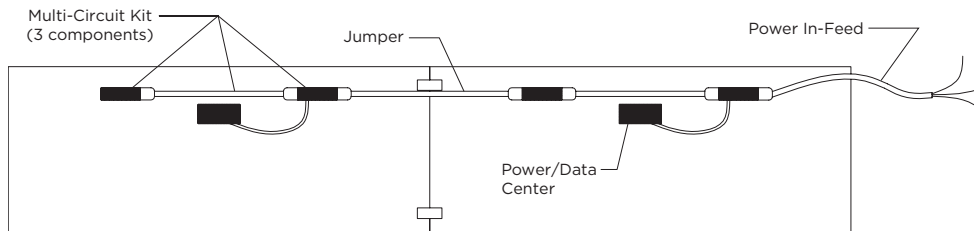


Connecting	Jumper Length
Rectangle - Rectangle end-to-end	26"
Rectangle - Rectangle back-to-back	26"
Rectangle - Rectangle back-to-back with Half Round on end when modesty panels are used	35"
Rectangle - 48" Trapezoid or 48" Curve	24"
48" Trapezoid or 48" Curve - 48" Trapezoid or 48" Curve	22"
Rectangle - 60" Trapezoid or 60" Curve	27"
60" Trapezoid or 60" Curve - 60" Trapezoid or 60" Curve	28"
Rectangle - Arc Segment	22"
Arc Segment - Arc Segment	16"
Rectangle - 18° Wedge - Rectangle	30"
Rectangle - 30° Wedge - Rectangle	31"
Rectangle - 45° Wedge - Rectangle	33"
Rectangle - 60° Wedge - Rectangle	35"
Rectangle - Quarter Round - Rectangle	31"

USING POWER/DATA CENTERS IN MULTI CIRCUIT SYSTEM

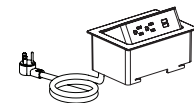
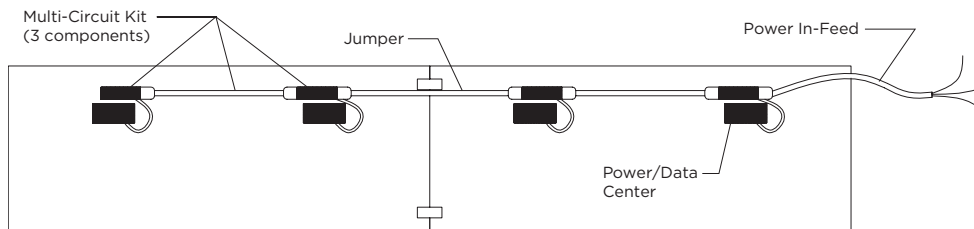
Power/Data Centers can be used in the multi circuit system to bring power to the worksurface. Each Power/Data Center has one duplex receptacle and two blank data ports for RJ45 modules (purchased separately).

With One Power/Data Center Per Table



Multi Circuit
PS-23 (Black) 2' cord with a
PS-24 (Silver) 90° 15 amp plug

With Two Power/Data Centers Per Table



Multi Circuit
PS-86B (Black) 2' cord with a
PS-86S (Silver) 90° 15 amp plug

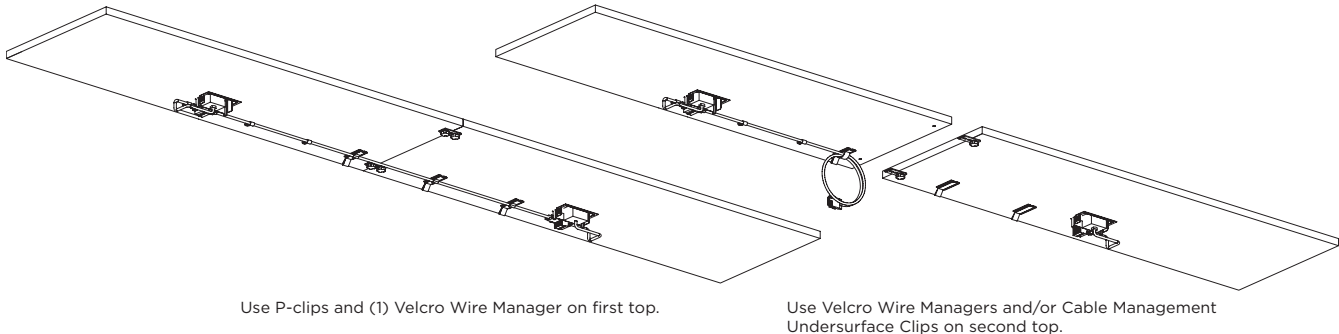
CONNECTOR BRACKETS

When jumpers are used to connect power from table to table, connector brackets must be used to prevent separation and damage to electrical system. Specify A4W Set of two Connecting Brackets option with each top. See TABLE CONNECTOR BRACKETS OPTION on page 8.

CONNECTOR BRACKETS

When jumpers are used to connect power from table to table, connector brackets must be used to prevent separation and damage to electrical system. Specify A4W Set of two Connecting Brackets option with each top. See TABLE CONNECTOR BRACKETS OPTION on page 8.

The **Perimeter Single Circuit System** is shipped with P-clips to attach cables to the underside of top. For easy reconfiguration, OFS recommends using supplied P-clips and the Velcro Wire Managers and/or Cable Management Undersurface Clips that are to be ordered separately. When pulling tables apart for reconfiguration, the jumper can be disconnected from the Velcro Wire Manager and/or Cable Management Undersurface Clip on the second top and stored wrapped up and held in place by the Velcro Wire Manager on the first top.



With the **4-Trac Multi Circuit System**, when storing tables, the jumpers between tables should be removed and stored separately in the same location as the tops. When reconfiguring the tables, make certain to reassemble by alternating tables with Circuit I Kits and tables with Circuit II Kits. Jumpers and kits are sized to fit to the length of the top. In situations where wire management is desired, OFS recommends using Cable Management Undersurface Clips and/or Velcro Wire Managers so that jumpers can be easily disconnected and removed for storage or to reconfigure.

CABLE MANAGEMENT

Vertebra Cable Manager and Cable Management Column Clip are available to route wires from the tabletop to the floor. Order separately. Select from Transparent, Graphite or Silver colors.



Vertebra Cable Manager



Cable Management Column Clip

For undersurface cable management, use Cable Management Undersurface Clip (Black only) or Velcro Wire Manager (Black only) accessories. Order separately.



Cable Management Undersurface Clip



Velcro Wire Manager

SUPPORT UNITS

Lecterns, Markerboards, Hospitality Carts and Visual Presentation Boards are available with options to coordinate with table tops and bases. See pages 75-78.

Table Transport is available for storage. See page 78.

BULK PACKAGING

OFS cartons all items for shipping. In the case of full truckloads or large orders, some items may qualify for bulk packaging. Please contact your CSR to find out if your order qualifies. OFS will provide a quote for bulk packaging on approved orders.