



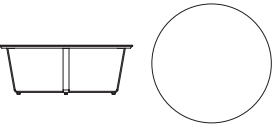
Round End Table 447-23RD

Overall Dimensions	23" w x 23" d x 21.25" h	Cubic Feet	13	
Shipping Weight	50 lbs.			

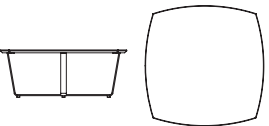
Squircle End Table 447-23SQ

Overall Dimensions	23" w x 23" d x 21.25" h	Cubic Feet	13	
Shipping Weight	50 lbs.			

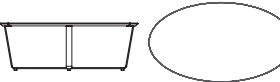
43" Round Cocktail Table 447-43RD

Overall Dimensions	43" w x 43" d x 16" h	Cubic Feet	22	
Shipping Weight	100 lbs.			

43" Squircle Cocktail Table 447-43SQ

Overall Dimensions	43" w x 43" d x 16" h	Cubic Feet	22	
Shipping Weight	100 lbs.			

Oval Cocktail Table 447-OVAL

Overall Dimensions	49" w x 27" d x 16" h	Cubic Feet	22	
Shipping Weight	100 lbs.			

Standard Features	Options Available
<ul style="list-style-type: none"> • Top Options - Veneer or HPL with Lumberband Edge, Solid Surface • Brushed Stainless Steel or Powder Coated Base • Non-Marring Adjustable Glides • Eased Knife Edge Detail on Tops 	<ul style="list-style-type: none"> • Standard Wood Finishes • Quartered or Flat Cut Veneer • Veneer, HPL, or Solid Surface for top only • Solid Surface Top in Cameo White, Modern White, Concrete, or Deep Mink

Standard Finish Selection

<http://carolina.ofs.com/design/textiles>
<http://carolina.ofs.com/design/finishes>

- Veneer: Standard wood veneers
- Standard HPL's
- Solid Surface: cameo white, modern white, concrete, deep mink

Frame Construction

- | | |
|------|---|
| Base | <ul style="list-style-type: none"> • Welded 4x4 steel mounting plate • Black plastic end cap for glide surface • Black plastic end cap for glide surface • Tops are bolted to base |
| Top | <ul style="list-style-type: none"> • Eased knife edge detail • Field replaceable • Available in wood veneer, laminate, or solid surface • Veneer and laminate tops have a lumber banded edge • Tops bolted to base |