



**Round Ottoman C49058**

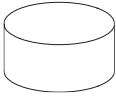
<b>Overall Dimensions</b>	20.75"w x 20.75"d x 17.75"h	<b>Weight</b>	21 lbs.	
<b>Seat Dimensions</b>	20.75"w x 20.75"d x 17.75"h (18.5"h with optional base)	<b>Cubic Feet</b>	9	
		<b>COM</b>	.75 yds. (Top) 1.25 yds. (Side)	
		<b>COL</b>	15 sq. ft. (Top) 25 sq. ft. (Side)	

**Round Ottoman C49158**

<b>Overall Dimensions</b>	25.5"w x 25.5"d x 17.75"h	<b>Weight</b>	30 lbs.	
<b>Seat Dimensions</b>	25.5"w x 25.5"d x 17.75"h (18.5"h with optional base)	<b>Cubic Feet</b>	13	
		<b>COM</b>	1 yd. (Top) 1.25 yds. (Side)	
		<b>COL</b>	20 sq. ft. (Top) 25 sq. ft. (Side)	


Standard Features	Options Available
<ul style="list-style-type: none"> <li>Fully upholstered</li> <li>Concealed glide</li> <li>Rated up to 250 lbs.</li> </ul>	<ul style="list-style-type: none"> <li>Tablet post color</li> <li>Tablet finish <ul style="list-style-type: none"> <li>Standard veneers</li> <li>Standard/studio 3D laminate</li> </ul> </li> <li>Weighted (caster option not available)</li> <li>Base <ul style="list-style-type: none"> <li>Active (available on C49058 only)</li> <li>Casters</li> <li>Wood leg (standard veneers or black paint)</li> <li>Black plinth</li> </ul> </li> </ul>

**Round Ottoman C49258**


<b>Overall Dimensions</b>	36"w x 36"d x 17.75"h	<b>Weight</b>	65 lbs.	
<b>Seat Dimensions</b>	36"w x 36"d x 17.75"h (18.5"h with optional base) 250 lbs.	<b>Cubic Feet</b>	19	
		<b>COM</b>	1.25 yds. (Top) 2.25 yds. (Side)	
		<b>COL</b>	25 sq. ft. (Top) 45 sq. ft. (Side)	

Standard Features	Options Available
<ul style="list-style-type: none"> <li>Fully upholstered</li> <li>Concealed glide</li> <li>Rated up to 250 lbs.</li> </ul>	<ul style="list-style-type: none"> <li>Power <ul style="list-style-type: none"> <li>- 1 Power outlet, 2 USB charging ports (available on 1-4 sides)</li> </ul> </li> <li>Power faceplate color</li> <li>Weighted</li> <li>Base <ul style="list-style-type: none"> <li>Black plinth</li> <li>Wood leg (standard veneers or black paint)</li> </ul> </li> </ul>

**Round Ottoman with Removable Top C49058-R**


<b>Overall Dimensions</b>	20.25"w x 20.25"d x 17.75"h	<b>Weight</b>	34 lbs.	
<b>Seat Dimensions</b>	20.25"w x 20.25"d x 17.75"h (18.75"h with optional base) 250 lbs.	<b>Cubic Feet</b>	9	
		<b>COM</b>	1 yd. (Top) 1 yd. (Side)	
		<b>COL</b>	20 sq. ft. (Top) 20 sq. ft. (Side)	

**Round Ottoman with Removable Top C49158-R**


<b>Overall Dimensions</b>	25"w x 25"d x 17.75"h	<b>Weight</b>	43 lbs.	
<b>Seat Dimensions</b>	25"w x 25"d x 17.75"h (18.75"h with optional base) 250 lbs.	<b>Cubic Feet</b>	13	
		<b>COM</b>	1.25 yds. (Top) 1.25 yds. (Side)	
		<b>COL</b>	25 sq. ft. (Top) 25 sq. ft. (Side)	

Standard Features	Options Available
<ul style="list-style-type: none"> <li>Fully upholstered</li> <li>Removable top for storage</li> <li>Concealed glide</li> <li>Rated up to 250 lbs.</li> </ul>	<ul style="list-style-type: none"> <li>Tablet post color</li> <li>Tablet finish <ul style="list-style-type: none"> <li>Standard veneers</li> <li>Standard/studio 3D laminate</li> </ul> </li> <li>Base <ul style="list-style-type: none"> <li>Active (available on C49058-R only)</li> <li>Casters</li> <li>Wood Leg (standard veneers or black paint)</li> <li>Black plinth</li> </ul> </li> </ul>

**Round Ottoman with Backrest C49358**


<b>Overall Dimensions</b>	20.25"w x 20.25"d x 22.25"h	<b>Weight</b>	29 lbs.	
<b>Seat Dimensions</b>	17.5"w x 18.75"d x 17.75"h (18.5"h to seat and 23" to backrest with optional base)	<b>Cubic Feet</b>	11	
<b>Seat to Top of Back</b>	4.75"	<b>COM</b>	.75 yds. (Top) 1.5 yds. (Side)	
<b>Top of Arm to Seat</b>	4.75"	<b>COL</b>	15 sq. ft. (Top) 30 sq. ft. (Side)	
<b>Top of Arm to Floor</b>	22.25"			

**Round Ottoman with Backrest C49458**

<b>Overall Dimensions</b>	25"w x 25"d x 22.25"h	<b>Weight</b>	40 lbs.	
<b>Seat Dimensions</b>	22"w x 23.5"d x 17.75"h (18.5"h to seat and 23" to backrest with optional base)	<b>Cubic Feet</b>	16	
<b>Seat to Top of Back</b>	4.75"	<b>COM</b>	.75 yds. (Top) 1.75 yds. (Side)	
<b>Top of Arm to Seat</b>	4.75"	<b>COL</b>	15 sq. ft. (Top) 35 sq. ft. (Side)	
<b>Top of Arm to Floor</b>	22.25"			

Standard Features	Options Available
<ul style="list-style-type: none"> <li>Fully upholstered</li> <li>Short backrest</li> <li>Concealed glide</li> <li>Rated up to 250 lbs.</li> </ul>	<ul style="list-style-type: none"> <li>Tablet post color</li> <li>Tablet location</li> <li>Tablet finish <ul style="list-style-type: none"> <li>Standard veneers</li> <li>Standard/studio 3D laminate</li> </ul> </li> <li>Weighted (caster option not available)</li> <li>Base <ul style="list-style-type: none"> <li>Active (available on C49358 only)</li> <li>Wood leg (standard veneers or black paint)</li> <li>Casters</li> <li>Black plinth</li> </ul> </li> </ul>


**Round Ottoman Barstool C49558**

<b>Overall Dimensions</b>	20.75"w x 20.75"d x 29.75"h	<b>Weight</b>	30 lbs.	
<b>Seat Dimensions</b>	20.75"w x 20.75"d x 29.75"h	<b>Cubic Feet</b>	14	
		<b>COM</b>	.75 yds. (Top) 2 yds. (Side)	
		<b>COL</b>	15 sq. ft. (Top) 40 sq. ft. (Side)	

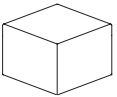
**Standard Features**

- Fully upholstered
- Concealed Glide
- Rated up to 250 lbs.

**Square Ottoman C49059**

<b>Overall Dimensions</b>	20.75"w x 20.75"d x 17.75"h	<b>Weight</b>	26 lbs.	
<b>Seat Dimensions</b>	20.75"w x 20.75"d x 17.75"h (18.75"h with optional base)	<b>Cubic Feet</b>	9	
		<b>COM</b>	.75 yds. (Top) 1.25 yds. (Side)	
		<b>COL</b>	15 sq. ft. (Top) 25 sq. ft. (Side)	

**Square Ottoman C49159**

<b>Overall Dimensions</b>	25.5"w x 25.5"d x 17.75"h	<b>Weight</b>	33 lbs.	
<b>Seat Dimensions</b>	25.5"w x 25.5"d x 17.75"h (18.75"h with optional base)	<b>Cubic Feet</b>	13	
		<b>COM</b>	1 yds. (Top) 1.5 yds. (Side)	
		<b>COL</b>	20 sq. ft. (Top) 25 sq. ft. (Side)	

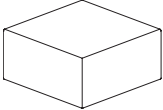
**Standard Features**

- Fully upholstered
- Concealed glide
- Rated up to 250 lbs.

**Options Available**

- Tablet post color
- Tablet finish
  - Standard veneers
  - Standard/studio 3D laminate
- Weighted (caster option not available)
- Base
  - Casters
  - Wood leg (standard veneers or black paint)
  - Black plinth

**Square Ottoman C49259**

<b>Overall Dimensions</b>	36"w x 36"d x 17.75"h	<b>Weight</b>	67 lbs.	
<b>Seat Dimensions</b>	36"w x 36"d x 17.75"h (18.75"h with optional base)	<b>Cubic Feet</b>	19	
		<b>COM</b>	1.25 yds. (Top) 2.25 yds. (Side)	
		<b>COL</b>	25 sq. ft. (Top) 45 sq. ft. (Side)	


**Standard Features**

- Fully upholstered
- Concealed glide
- Rated up to 250 lbs.

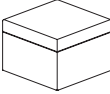
**Options Available**

- Power
  - 1 Power outlet, 2 USB charging ports  
(available on 1-4 sides)
- Power faceplate color
- Weighted
- Base
  - Wood leg (standard veneers or black paint)
  - Black plinth

**Square Ottoman with Removable Top C49059-R**


<b>Overall Dimensions</b>	20.25"w x 20.25"d x 17.75"h	<b>Weight</b>	39 lbs.	
<b>Seat Dimensions</b>	20.25"w x 20.25"d x 17.75"h (18.75"h with optional base)	<b>Cubic Feet</b>	9	
		<b>COM</b>	.75 yds. (Top) 1.25 yds. (Side)	
		<b>COL</b>	15 sq. ft. (Top) 25 sq. ft. (Side)	

**Square Ottoman with Removable Top C49159-R**


<b>Overall Dimensions</b>	25"w x 25"d x 17.75"h	<b>Weight</b>	56 lbs.	
<b>Seat Dimensions</b>	25"w x 25"d x 17.75"h (18.75"h with optional base)	<b>Cubic Feet</b>	13	
		<b>COM</b>	1 yd. (Top) 1.5 yds. (Side)	
		<b>COL</b>	20 sq. ft. (Top) 30 sq. ft. (Side)	

Standard Features	Options Available
<ul style="list-style-type: none"> <li>Fully upholstered</li> <li>Removable top for storage</li> <li>Concealed glide</li> <li>Rated up to 250 lbs.</li> </ul>	<ul style="list-style-type: none"> <li>Tablet post color</li> <li>Tablet finish <ul style="list-style-type: none"> <li>Standard veneers</li> <li>Standard/studio 3D laminate</li> </ul> </li> <li>Base <ul style="list-style-type: none"> <li>Casters</li> <li>Wood leg (standard veneers or black paint)</li> <li>Black plinth</li> </ul> </li> </ul>

**Hex Ottoman C49056**

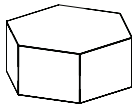
<b>Overall Dimensions</b>	24"w x 21"d x 17.75"h	<b>Weight</b>	23 lbs.	
<b>Seat Dimensions</b>	24"w x 21"d x 17.75"h (18.5"h with optional base)	<b>Cubic Feet</b>	9	
		<b>COM</b>	.75 yds. (Top) 1.25 yds. (Side)	
		<b>COL</b>	15 sq. ft. (Top) 25 sq. ft. (Side)	

**Hex Ottoman C49156**

<b>Overall Dimensions</b>	29.25"w x 25.75"d x 17.75"h	<b>Weight</b>	30 lbs.	
<b>Seat Dimensions</b>	29.25"w x 25.75"d x 17.75"h (18.5"h with optional base)	<b>Cubic Feet</b>	13	
		<b>COM</b>	1 yd. (Top) 1.5 yds. (Side)	
		<b>COL</b>	20 sq. ft. (Top) 30 sq. ft. (Side)	


Standard Features	Options Available
<ul style="list-style-type: none"> <li>Fully upholstered</li> <li>Concealed glide</li> <li>Rated up to 250 lbs.</li> </ul>	<ul style="list-style-type: none"> <li>Tablet post color</li> <li>Tablet finish <ul style="list-style-type: none"> <li>Standard veneers</li> <li>Standard/studio 3D laminate</li> </ul> </li> <li>Weighted (caster option not available)</li> <li>Base <ul style="list-style-type: none"> <li>Casters</li> <li>Wood leg (standard veneers or black paint)</li> <li>Black plinth</li> </ul> </li> </ul>

Hex Ottoman C49256

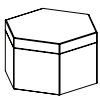
<b>Overall Dimensions</b>	41.75"w x 36"d x 17.75"h	<b>Weight</b>	67 lbs.	
<b>Seat Dimensions</b>	41.75"w x 36"d x 17.75"h (18.5"h with optional base)	<b>Cubic Feet</b>	23	
		<b>COM</b>	1.25 yds. (Top) 2 yds. (Side)	
		<b>COL</b>	25 sq. ft. (Top) 40 sq. ft. (Side)	

Standard Features	Options Available
<ul style="list-style-type: none"><li>Fully upholstered</li><li>Concealed glide</li><li>Rated up to 250 lbs.</li></ul>	<ul style="list-style-type: none"><li>Power<ul style="list-style-type: none"><li>- 1 Power outlet, 2 USB charging ports (available on 1-4 sides)</li></ul></li><li>Power faceplate color</li><li>Weighted</li><li>Base<ul style="list-style-type: none"><li>Wood leg (standard veneers or black paint)</li><li>Black plinth</li></ul></li></ul>

Hex Ottoman with Removable Top C49056-R


<b>Overall Dimensions</b>	23.25"w x 20.5"d x 17.75"h	<b>Weight</b>	31 lbs.	
<b>Seat Dimensions</b>	23.5"w x 20.5"d x 17.75"h (18.5"h with optional base)	<b>Cubic Feet</b>	9	
		<b>COM</b>	.75 yds. (Top) 1 yd. (Side)	
		<b>COL</b>	15 sq. ft. (Top) 20 sq. ft. (Side)	

Hex Ottoman with Removable Top C49156-R

<b>Overall Dimensions</b>	29.25"w x 25.5"d x 17.75"h	<b>Weight</b>	46 lbs.	
<b>Seat Dimensions</b>	29.25"w x 25.5"d x 17.75"h (18.5"h with optional base)	<b>Cubic Feet</b>	13	
		<b>COM</b>	1 yd. (Top) 1 yd. (Side)	
		<b>COL</b>	20 sq. ft. (Top) 20 sq. ft. (Side)	

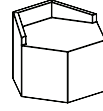
Standard Features		Options Available		
<ul style="list-style-type: none"> <li>Fully upholstered</li> <li>Removable top for storage</li> <li>Concealed glide</li> <li>Rated up to 250 lbs.</li> </ul>		<ul style="list-style-type: none"> <li>Tablet post color</li> <li>Tablet finish <ul style="list-style-type: none"> <li>Standard veneers</li> <li>Standard/studio 3D laminate</li> </ul> </li> <li>Base <ul style="list-style-type: none"> <li>Casters</li> <li>Wood leg (standard veneers or black paint)</li> <li>Black plinth</li> </ul> </li> </ul>		

Hex Ottoman with Backrest C49356

<b>Overall Dimensions</b>	23.5"w x 20.5"d x 22.25"h	<b>Weight</b>	30 lbs.	
<b>Seat Dimensions</b>	20"w x 18.75"d x 17.75"h (18.5"h to seat and 23"h to backrest with optional base)	<b>Cubic Feet</b>	11	
<b>Seat to Top of Back</b>	4.75"	<b>COM</b>	.75 yds. (Top) 1.25 yds. (Side)	
		<b>COL</b>	15 sq. ft. (Top) 25 sq. ft. (Side)	

**Hex Ottoman with Backrest C49456**

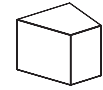
<b>Overall Dimensions</b>	28.75"w x 25"d x 22.25"h	<b>Weight</b>	40 lbs.
<b>Seat Dimensions</b>	25.5"w x 23.75"d x 17.75"h (18.5"h to seat and 23"h to backrest with optional base)	<b>Cubic Feet</b>	16
<b>Seat to Top of Back</b>	4.75"	<b>COM</b>	1 yd. (Top) 1.5 yds. (Side)
		<b>COL</b>	20 sq. ft. (Top) 30 sq. ft. (Side)



Standard Features	Options Available
<ul style="list-style-type: none"> <li>Fully upholstered</li> <li>Short backrest</li> <li>Concealed glide</li> <li>Rated up to 250 lbs.</li> </ul>	<ul style="list-style-type: none"> <li>Tablet post color</li> <li>Tablet location</li> <li>Tablet finish <ul style="list-style-type: none"> <li>Standard veneers</li> <li>Standard/studio 3D laminate</li> </ul> </li> <li>Weighted (caster option not available)</li> <li>Base <ul style="list-style-type: none"> <li>Wood leg (standard veneers or black paint)</li> <li>Casters</li> <li>Black plinth</li> </ul> </li> </ul>

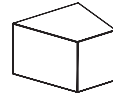
**Trap Ottoman C49057**

<b>Overall Dimensions</b>	20.75"w x 20.5"d x 17.75"h	<b>Weight</b>	21 lbs.
<b>Seat Dimensions</b>	20.75"w x 20.5"d x 17.75"h (18.5"h with optional base)	<b>Cubic Feet</b>	9
		<b>COM</b>	.75 yds. (Top) 1.25 yds. (Side)
		<b>COL</b>	15 sq. ft. (Top) 25 sq. ft. (Side)



**Trap Ottoman C49157**

<b>Overall Dimensions</b>	25.5"w x 25.25"d x 17.75"h	<b>Weight</b>	29 lbs.
<b>Seat Dimensions</b>	25.5"w x 25.25"d x 17.75"h (18.5"h with optional base)	<b>Cubic Feet</b>	13
		<b>COM</b>	.75 yds. (Top) 1.5 yds. (Side)
		<b>COL</b>	15 sq. ft. (Top) 30 sq. ft. (Side)



Standard Features	Options Available
<ul style="list-style-type: none"> <li>Fully upholstered</li> <li>Concealed glide</li> <li>Rated up to 250 lbs.</li> </ul>	<ul style="list-style-type: none"> <li>Tablet post color</li> <li>Tablet location</li> <li>Tablet finish <ul style="list-style-type: none"> <li>Standard veneers</li> <li>Standard/studio 3D laminate</li> </ul> </li> <li>Weighted (caster option not available)</li> <li>Base <ul style="list-style-type: none"> <li>Wood leg (standard veneers or black paint)</li> <li>Casters</li> </ul> </li> </ul>


**Ottoman C49257**

<b>Overall Dimensions</b>	36"w x 35.5"d x 17.75"h	<b>Weight</b>	61 lbs.
<b>Seat Dimensions</b>	36"w x 35.5"d x 17.75"h (18.5"h with optional base)	<b>Cubic Feet</b>	19
		<b>COM</b>	1.25 yds. (Top) 2.25 yds. (Side)
		<b>COL</b>	25 sq. ft. (Top) 45 sq. ft. (Side)

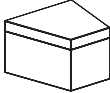


Standard Features	Options Available
<ul style="list-style-type: none"> <li>Fully upholstered</li> <li>Concealed glide</li> <li>Rated up to 250 lbs.</li> </ul>	<ul style="list-style-type: none"> <li>Power <ul style="list-style-type: none"> <li>1 Power outlet, 2 USB charging ports (available on 1-4 sides)</li> </ul> </li> <li>Power faceplate color</li> <li>Weighted</li> <li>Base <ul style="list-style-type: none"> <li>Wood leg (standard veneers or black paint)</li> <li>Black plinth</li> </ul> </li> </ul>

**Ottoman C49057-R**

<b>Overall Dimensions</b>	20.75"w x 20.25"d x 17.75"h	<b>Weight</b>	29 lbs.	
<b>Seat Dimensions</b>	20.75"w x 20.25"d x 17.75"h (18.5"h with optional base)	<b>Cubic Feet</b>	9	
		<b>COM</b>	.75 yds. (Top) 1 yd. (Side)	
		<b>COL</b>	15 sq. ft. (Top) 20 sq. ft. (Side)	

**Ottoman C49157-R**

<b>Overall Dimensions</b>	25.5"w x 25"d x 17.75"h	<b>Weight</b>	42 lbs.	
<b>Seat Dimensions</b>	25.5"w x 25"d x 17.75"h (18.5"h with optional base)	<b>Cubic Feet</b>	13	
		<b>COM</b>	.75 yds. (Top) 1.5 yds. (Side)	
		<b>COL</b>	15 sq. ft. (Top) 30 sq. ft. (Side)	

Standard Features	Options Available
<ul style="list-style-type: none"> <li>Fully upholstered</li> <li>Removable top for storage</li> <li>Concealed glide</li> <li>Rated up to 250 lbs.</li> </ul>	<ul style="list-style-type: none"> <li>Tablet post color</li> <li>Tablet location</li> <li>Tablet finish <ul style="list-style-type: none"> <li>Standard veneers</li> <li>Standard/studio 3D laminate</li> </ul> </li> <li>Base <ul style="list-style-type: none"> <li>Wood leg (standard veneers or black paint)</li> <li>Casters</li> <li>Black plinth</li> </ul> </li> </ul>

**Standard Textile/Finish Selection**

<https://ofs.com/resources/textiles>  
<https://ofs.com/resources/finishes>

**Tablet**

- Standard veneers in quartered composite: species is dependent on finish chosen; varies between cherry, walnut, maple and oak
- Standard and studio 3D laminates

**Frame Construction**

Seat	<ul style="list-style-type: none"> <li>Round units: MDF top panel</li> <li>Square units: Plywood top panel</li> </ul>
Upholstery	<ul style="list-style-type: none"> <li>All fabric and leather pieces are cut with automated cutters that utilize precise patterns</li> </ul>
Assembly	<ul style="list-style-type: none"> <li>Round units: Corrugated cylinder with MDF top and laminated particle board bottom</li> <li>Square, Hex, and Trap units: The corners and joints are notched and slotted, and reinforced with glue and/or corner blocks, dowels, screws or staples</li> </ul>

**Foam**

- |      |  |
|------|--|
| Seat | <ul style="list-style-type: none"> <li>3" Premium grade foam</li> <li>40 lb. Compression</li> <li>2.3 Density</li> </ul> |
|------|--|