



**End Table 825-24RDx20**

<b>Overall Dimensions</b>	24" w x 24" d x 20" h	<b>Cubic Feet</b>	10	
<b>Shipping Weight</b>	19 lbs. (standard top) 31 lbs. (solid surface)	<b>Exposed Wood</b>	Beech Vener & Solids	

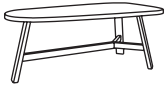
**Round Coffee Table 825-24RDx14**

**Round Coffee Table 825-24RDx17**

<b>Overall Dimensions</b>	24" w x 24" d x 14" h 24" w x 24" d x 17" h	<b>Cubic Feet</b>	7 (14") 8 (17")	
<b>Shipping Weight</b>	17 lbs. (standard for 14") 29 lbs. (solid surface for 14") 18 lbs. (standard for 17") 30 lbs. (solid surface for 17")	<b>Exposed Wood</b>	European Beech & Solids	

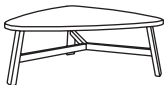
**Egg Coffee Table 825-26x50x14**

**Egg Coffee Table 825-26x50x17**

<b>Overall Dimensions</b>	26" w x 50" d x 14" h 26" w x 50" d x 17" h	<b>Cubic Feet</b>	14 (14") 17 (17")	
<b>Shipping Weight</b>	40 lbs. (standard for 14") 53 lbs. (solid surface for 14") 41 lbs. (standard for 17") 54 lbs. (solid surface for 17")	<b>Exposed Wood</b>	European Beech & Solids	

**Guitar Pick Coffee Table 825-40x42x14**

**Guitar Pick Coffee Table 825-40x42x17**

<b>Overall Dimensions</b>	40" w x 42" d x 14" h 40" w x 42" d x 17" h	<b>Cubic Feet</b>	18 (14") 21 (17")	
<b>Shipping Weight</b>	41 lbs. (standard for 14") 54 lbs. (solid surface for 14") 42 lbs. (standard for 17") 55 lbs. (solid surface for 17")	<b>Exposed Wood</b>	European Beech & Solids	

Standard Features	Options Available
<ul style="list-style-type: none"> <li>Last digits of model number indicate height; 14", 17", or 20"</li> <li>European Beech hardwood frame can be stained or painted</li> <li>Adjustable non-marring glides</li> <li>SCS Indoor Advantage Gold Certified</li> <li>Limited lifetime warranty</li> </ul>	<ul style="list-style-type: none"> <li>Standard wood finishes</li> <li>Standard paints in black, white, charcoal, fog, oyster, metallic or red</li> <li>Studio paints in peachy, poolhouse, minted, citrus, olive, pinot, indigo or harvest</li> <li>Standard and studio TFL, HPL, or 3DL for top only</li> <li>Solid surface top in cameo white, modern white, concrete, deep mink</li> </ul>

**Standard Finish Selection**

<http://carolina.ofs.com/design/textiles>  
<http://carolina.ofs.com/design/finishes>

**Frame Construction**

<b>Base</b>	<ul style="list-style-type: none"> <li>Harwood European Beech Frame</li> </ul>
<b>Top</b>	<ul style="list-style-type: none"> <li>Veneer, paint, TFL and HPL - 3/4" with 3mm banding and 1/8" roundover profile</li> <li>3DL - 3/4" with 1/8" roundover profile</li> <li>Solid surface - 1" thick built-up with 1/8" roundover profile</li> </ul>