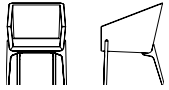


**ELANI LOUNGE STANDARD FEATURES**

- Fully upholstered
- Wall-saver design
- Non-marring adjustable glides
- Sculpted American ash wood legs
- Tight cushion
- Shelter back available

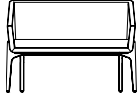
**LOUNGE CHAIR**



w	outside d	h	sw	seat sd	sh	weight lbs.	cubic feet
26	30.25	32.5	20	19	18	22	13.3

model	yds com (54")	sq ft col	1	com 2	col 3	4	5	6	7	8	9	10	11	12	13	14	15	L1	L2	L3
480-1	3.25	n/a	2,469	2,522	2,584	2,660	2,767	2,920	3,073	3,225	3,378	3,531	3,684	3,837	3,990	4,142	4,295	3,131	3,285	3,436

**SETTEE**



w	outside d	h	sw	seat sd	sh	weight lbs.	cubic feet
45.75	30.25	32.5	40	19	18	40.5	23.7

model	yds com (54")	sq ft col	1	com 2	col 3	4	5	6	7	8	9	10	11	12	13	14	15	L1	L2	L3
480-2	4	n/a	2,928	2,994	3,069	3,163	3,295	3,483	3,671	3,859	4,047	4,235	4,423	4,611	4,800	4,988	5,176	3,736	3,925	4,112

**OPTIONS**

Arm Cap Finish	Wood Finish	Ferrules	Fabric/Grade
Standard X9 No Selection of Option	Selection Required	Standard X9 No Selection of Option	Selection Required
Wood \$150 pair MMC DST MGW OSL QEC EBV MBM PCO MLC MVW MHM MGO BUW MNW MRO  Poly \$126 pair DIN Black  Solid Surface \$264 pair CWS Cameo White MWS Modern White CSS Concrete DMS Deep Mink	MMC DST MGW OSL QEC EBV MBM PCO MLC MVW MHM MGO BUW MNW MRO	Metal Ferrules \$167 BWT Bone White BUFF Buff CHLK Chalk SGLD Gold GRPH Graphite MSL Luster Grey HIP Oiled Bronze BKO Onyx POLR Polar SBRZ Soft Bronze HIF Warm Grey  Studio Powder Coat (10% upcharge) CADT Cadet CLOV Clover GLDN Goldenrod HERN Heron LATT Latte MOSS Moss RUSS Russet SUNS Sunset	Grade, Vendor, Pattern, Color  NOTE: For multiple fabric application see page 16 for information and pricing

**HOW TO ORDER**

SPECIFY: Arm Cap Finish | Finish | Ferrules | Fabric

**MODEL NUMBER**

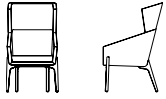
480-1

Arm Cap Finish	Wood Finish	Ferrules	Fabric/Grade
X9	MNW	MSL	Grade 7, Maharam, Apt, Sketch

**ELANI SHELTER BACK LOUNGE STANDARD FEATURES**

- Fully upholstered
- Wall-saver design
- Non-marring adjustable glides
- Sculpted American ash wood legs
- Tight cushion
- Low back lounge available

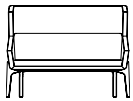
**SHELTER BACK LOUNGE CHAIR**



w	outside d	h	sw	seat sd	sh	weight lbs.	cubic feet
26	30.25	46	20	19	18	27	32.5

model	yds com (54")	sq ft col	1	com 2	col 3	4	5	6	7	8	9	10	11	12	13	14	15	L1	L2	L3
480-1H	4.75	n/a	3,043	3,121	3,211	3,322	3,479	3,702	3,925	4,149	4,372	4,595	4,819	5,042	5,265	5,489	5,712	3,997	4,222	4,443

**SHELTER BACK SETTEE**



w	outside d	h	sw	seat sd	sh	weight lbs.	cubic feet
45.5	30.5	46	20	19	18	27	52.5

model	yds com (54")	sq ft col	1	com 2	col 3	4	5	6	7	8	9	10	11	12	13	14	15	L1	L2	L3
480-2H	6.5	n/a	3,502	3,609	3,731	3,884	4,098	4,404	4,709	5,015	5,321	5,626	5,932	6,238	6,543	6,849	7,155	4,797	5,105	5,408

**OPTIONS**

Arm Cap Finish	Wood Finish	Ferrules	Fabric/Grade
Standard X9 No Selection of Option	Selection Required	Standard X9 No Selection of Option	Selection Required
Wood \$150 pair MMC DST MGW OSL QEC EBW MBM PCO MLC MVW MHM MGO BUW MNW MRO  Poly \$126 pair DIN Black  Solid Surface \$264 pair CWS Cameo White MWS Modern White CSS Concrete DMS Deep Mink	MMC DST MGW OSL QEC EBW MBM PCO MLC MVW MHM MGO BUW MNW MRO	Metal Ferrules \$167 BWT Bone White BUFF Buff CHLK Chalk SGLD Gold GRPH Graphite MSL Luster Grey HIP Oiled Bronze BKO Onyx POLR Polar SBRZ Soft Bronze HIF Warm Grey  Studio Powder Coat (10% upcharge) CADT Cadet CLOV Clover GLDN Goldenrod HERN Heron LATT Latte MOSS Moss RUSS Russet SUNS Sunset	Grade, Vendor, Pattern, Color  NOTE: For multiple fabric application see page 16 for information and pricing

**HOW TO ORDER**

SPECIFY: Arm Cap Finish | Finish | Ferrules | Fabric

**MODEL NUMBER**

480-1

Arm Cap Finish	Wood Finish	Ferrules	Fabric/Grade
X9	MNW	MSL	Grade 7, Maharam, Apt, Sketch

**ELANI BENCH STANDARD FEATURES**

- Fully upholstered
- Wall-saver design
- Non-marring adjustable glides
- Sculpted American ash wood legs
- Tight cushion
- Low and shelter back lounge available

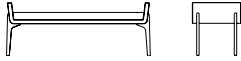
**46" BENCH**



w	outside d	h	sw	seat sd	sh	weight lbs.	cubic feet
46	20	22.5	43.75	20.25	18	33	12

model	yds com (54")	sq ft col	1	com 2	col 3	4	5	6	7	8	9	10	11	12	13	14	15	L1	L2	L3
480-46B	2.5	n/a	1,842	1,883	1,930	1,989	2,071	2,189	2,306	2,424	2,541	2,659	2,777	2,894	3,012	3,129	3,247	2,357	2,476	2,592

**60" BENCH**



w	outside d	h	sw	seat sd	sh	weight lbs.	cubic feet
60	20	22.5	57.75	20.25	18	42.5	16

model	yds com (54")	sq ft col	1	com 2	col 3	4	5	6	7	8	9	10	11	12	13	14	15	L1	L2	L3
480-60B	2.5	n/a	1,928	1,969	2,016	2,075	2,157	2,275	2,392	2,510	2,627	2,745	2,863	2,980	3,098	3,215	3,333	2,443	2,562	2,678

**OPTIONS**

Arm Cap Finish	Wood Finish	Ferrules	Fabric/Grade
Standard X9 No Selection of Option	Selection Required	Standard X9 No Selection of Option	Selection Required
Wood \$150 pair MMC DST MGW OSL QEC EBV MBM PCO MLC MVW MHM MGO BUW MNW MRO  Poly \$126 pair DIN Black  Solid Surface \$264 pair CWS Cameo White MWS Modern White CSS Concrete DMS Deep Mink	MMC DST MGW OSL QEC EBV MBM PCO MLC MVW MHM MGO BUW MNW MRO	Metal Ferrules \$167 BWT Bone White BUFF Buff CHLK Chalk SGLD Gold GRPH Graphite MSL Luster Grey HIP Oiled Bronze BKO Onyx POLR Polar SBRZ Soft Bronze HIF Warm Grey	Studio Powder Coat (10% upcharge) CADT Cadet CLOV Clover GLDN Goldenrod HERN Heron LATT Latte MOSS Moss RUSS Russet SUNS Sunset  Grade, Vendor, Pattern, Color  NOTE: For multiple fabric application see page 16 for information and pricing

**HOW TO ORDER**

SPECIFY: Arm Cap Finish | Finish | Ferrules | Fabric

**MODEL NUMBER**

480-1

Arm Cap Finish	Wood Finish	Ferrules	Fabric/Grade
X9	MNW	MSL	Grade 7, Maharam, Apt, Sketch