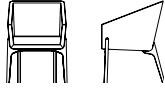


ELANI LOUNGE STANDARD FEATURES

- Fully Upholstered
- Wall-Saver Design
- Non-Marring Adjustable Glides
- Sculpted American Ash Wood Legs
- Tight Cushion
- Shelter Back Available

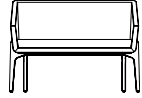
LOUNGE CHAIR



w	outside d	h	sw	seat sd	sh	weight lbs.	cubic feet
26	30.25	32.5	20	19	18	22	13.3

model	yds com (54")	sq ft col	com 1	col 2	3	4	5	6	7	8	9	10	11	12	13	14	15	L1	L2	L3
480-1	3.25	n/a	2,149	2,202	2,264	2,340	2,447	2,600	2,753	2,905	3,058	3,211	3,364	3,517	3,670	3,822	3,975	2,811	2,965	3,116

SETTEE



w	outside d	h	sw	seat sd	sh	weight lbs.	cubic feet
45.75	30.25	32.5	40	19	18	40.5	23.7

model	yds com (54")	sq ft col	com 1	col 2	3	4	5	6	7	8	9	10	11	12	13	14	15	L1	L2	L3
480-2	4	n/a	2,549	2,615	2,690	2,784	2,916	3,104	3,292	3,480	3,668	3,856	4,044	4,232	4,421	4,609	4,797	3,357	3,546	3,733

OPTIONS

Arm Cap	Finish	Ferrules	Fabric 1
Standard X9 No Selection of Option	Selection Required	Standard X9 No Selection of Option	Selection Required
<p>Wood \$130 pair Specify Finish</p> <p>Poly \$110 pair DIN Black DIM Taupe DIP Grey</p> <p>Solid Surface \$230 pair CWS Cameo White MWS Modern White CSS Concrete DMS Deep Mink</p>	See page 9 for full list of finish options	<p>Metal Ferrules \$146</p> <p>BWT Bone White BUFF Buff CHLK Chalk SGLD Gold GRPH Graphite MSL Luster Grey HIP Oiled Bronze BKO Onyx POLR Polar SBRZ Soft Bronze H2F Warm Grey</p> <p><i>Studio Powder Coat (10% upcharge)</i> CADT Cadet CLOV Clover GLDN Goldenrod HERN Heron LATT Latte MOSS Moss RUSS Russet SUNS Sunset</p>	<p>Grade, Vendor, Pattern, Color</p> <p>NOTE: For multiple fabric application see page 14 for information and pricing</p>

HOW TO ORDER

SPECIFY: Arm Caps | Finish | Ferrules | Fabric

MODEL NUMBER

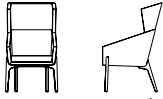
480-1

Arm Cap	Finish	Ferrules	Fabric 1
X9	MNW	MSL	Grade 4, Momentum, Hue, Smoke

ELANI LOUNGE STANDARD FEATURES

- Fully Upholstered
- Wall-Saver Design
- Non-Marring Adjustable Glides
- Sculpted American Ash Wood Legs
- Tight Cushion
- Low Back Lounge Available

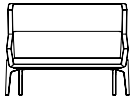
SHELTER BACK LOUNGE CHAIR



w	outside d	h	sw	seat sd	sh	weight lbs.	cubic feet
26	30.25	46	20	19	18	27	18.8

model	yds com (54")	sq ft col	com 1	col 2	3	4	5	6	7	8	9	10	11	12	13	14	15	L1	L2	L3
480-1H	4.75	n/a	2,649	2,727	2,817	2,928	3,085	3,308	3,531	3,755	3,978	4,201	4,425	4,648	4,871	5,095	5,318	3,603	3,828	4,049

SHELTER BACK SETTEE



w	outside d	h	sw	seat sd	sh	weight lbs.	cubic feet
45.5	30.5	46	20	19	18	27	18.8

model	yds com (54")	sq ft col	com 1	col 2	3	4	5	6	7	8	9	10	11	12	13	14	15	L1	L2	L3
480-2H	6.5	n/a	3,049	3,156	3,278	3,431	3,645	4,951	4,256	4,562	5,868	5,173	5,479	5,785	6,090	6,396	6,702	4,344	4,952	4,955

OPTIONS

Arm Cap	Finish	Ferrules	Fabric 1
Standard X9 No Selection of Option	Selection Required	Standard X9 No Selection of Option	Selection Required
Wood \$130 pair Specify Finish	See page 9 for full list of finish options	Metal Ferrules \$146	Grade, Vendor, Pattern, Color
Poly \$110 pair DIN Black DIM Taupe DIP Grey		BWT Bone White BUFF Buff CHLK Chalk SGLD Gold GRPH Graphite MSL Luster Grey HIP Oiled Bronze BKO Onyx POLR Polar SBRZ Soft Bronze H2F Warm Grey	
Solid Surface \$230 pair CWS Cameo White MWS Modern White CSS Concrete DMS Deep Mink		<i>Studio Powder Coat</i> (10% upcharge) CADT Cadet CLOV Clover GLDN Goldenrod HERN Heron LATT Latte MOSS Moss RUSS Russet SUNS Sunset	NOTE: For multiple fabric application see page 14 for information and pricing

HOW TO ORDER

SPECIFY: Arm Caps | Finish | Ferrules | Fabric

MODEL NUMBER

480-1H

Arm Cap	Finish	Ferrules	Fabric 1
X9	MNW	MSL	Grade 4, Momentum, Hue, Smoke