




**Lounge chair with swivel base 982-1S**

Overall Dimensions	32" w x 27" d x 31.25" h	COM 54"	3.25 yds.	
Seat Dimensions	21" w x 20.5" d x 19.25" h	Weight	94 lbs.	
		Cubic Feet	22	
Standard Features		Options Available		
<ul style="list-style-type: none"><li>Fully upholstered</li><li>Rounded, organic curves</li><li>Sinuous springs in seat</li></ul>		<ul style="list-style-type: none"><li>180° return-to center or 360° swivel mechanism</li></ul>		


**Lounge chair with glides 982-1G**

<b>Overall Dimensions</b>	32" w x 27" d x 30.25" h	<b>COM 54"</b>	3.25 yds.	
<b>Seat Dimensions</b>	21" w x 20.5" d x 18.25" h	<b>Weight</b>	55 lbs.	
		<b>Cubic Feet</b>	22	

**Loveseat with glides 982-2G**


<b>Overall Dimensions</b>	61.5" w x 27" d x 30.25" h	<b>COM 54"</b>	3.25 yds.	
<b>Seat Dimensions</b>	50.5" w x 20.5" d x 18.25" h	<b>Weight</b>	94 lbs.	
		<b>Cubic Feet</b>	37	

**Sofa with glides 982-3G**


<b>Overall Dimensions</b>	87" w x 27" d x 30.25" h	<b>COM 54"</b>	6.25 yds.	
<b>Seat Dimensions</b>	76" w x 20.5" d x 18.25" h	<b>Weight</b>	144 lbs.	
		<b>Cubic Feet</b>	54	

Standard Features		Options Available		
<ul style="list-style-type: none"> <li>Fully upholstered</li> <li>Rounded, organic curves</li> <li>Sinuous springs in seat</li> <li>Black concealed glides</li> <li>Tamper-resistant hardware</li> </ul>		<ul style="list-style-type: none"> <li>Weighted (982-1G only)</li> </ul>		


**Lounge chair with plinth base 982-1P**

<b>Overall Dimensions</b>	32" w x 27" d x 31" h	<b>COM 54"</b>	3.25 yds.	
<b>Seat Dimensions</b>	21" w x 20.5" d x 19" h	<b>Weight</b>	77 lbs.	
		<b>Cubic Feet</b>	22	

**Loveseat with plinth base 982-2P**

<b>Overall Dimensions</b>	61.5" w x 27" d x 31" h	<b>COM 54"</b>	3.25 yds.	
<b>Seat Dimensions</b>	50.5" w x 20.5" d x 19" h	<b>Weight</b>	94 lbs.	
		<b>Cubic Feet</b>	37	

**Sofa with plinth base 982-3P**

<b>Overall Dimensions</b>	87" w x 27" d x 31" h	<b>COM 54"</b>	6.25 yds.	
<b>Seat Dimensions</b>	76" w x 20.5" d x 19" h	<b>Weight</b>	212 lbs.	
		<b>Cubic Feet</b>	54	

Standard Features		Options Available		
<ul style="list-style-type: none"> <li>Fully upholstered</li> <li>Rounded, organic curves</li> <li>Sinuous springs in seat</li> <li>Tamper-resistant hardware</li> </ul>		<ul style="list-style-type: none"> <li>Weighted (982-1P only)</li> <li>Surrounding metal plinth base available in any of our standard, studio, or matte powder coats</li> </ul>		

## Standard Textile & Finish Selection

---

<http://carolina.ofs.com/resources/textiles/search>  
<http://carolina.ofs.com/resources/finishes/search>

## Frame Construction

---

- |            |   |
|------------|---|
| Seat       | • Equally spaced sinuous springs are covered with a polypropylene cover material  |
| Back       | • Polypropylene cover material  |
| Frame      | • Hardwood and plywood assembly has foam and upholstery applied   |
| Upholstery | • All fabric and leather pieces are cut with automated cutters that utilize precise patterns                                |
| Assembly   | • The corners and joints are notched and slotted, and reinforced with glue and/or corner blocks, dowels, screws, or staples |

## Foam

---

- |              |  |
|--------------|--|
| Seat Core    | <ul style="list-style-type: none"> <li>• 3.5" Thick foam</li> <li>• 40 lb. Compression</li> <li>• 2.2 Density</li> </ul> |
| Seat Overlay | <ul style="list-style-type: none"> <li>• .5" Thick foam</li> <li>• 35 lb. Compression</li> <li>• 1.8 Density</li> </ul>  |
| Back Core    | <ul style="list-style-type: none"> <li>• 1" Thick foam</li> <li>• 35 lb. Compression</li> <li>• 1.8 Density</li> </ul>   |
| Back Overlay | <ul style="list-style-type: none"> <li>• .5" Thick foam</li> <li>• 35 lb. Compression</li> <li>• 1.8 Density</li> </ul>  |