




**Round End Table 777-20RD**

<b>Overall Dimensions</b>	20" w x 20" d x 19" h	<b>Cubic Feet</b>	6	
<b>Shipping Weight</b>	42 lbs.	<b>Exposed Wood</b>	European Beech	


**Square End Table 777-24X24**

<b>Overall Dimensions</b>	24" w x 24" d x 19.5" h	<b>Cubic Feet</b>	8	
<b>Shipping Weight</b>	60 lbs.	<b>Exposed Wood</b>	European Beech	

**Round Cocktail Table 777-32RD**

<b>Overall Dimensions</b>	32" w x 32" d x 14.75" h	<b>Cubic Feet</b>	10	
<b>Shipping Weight</b>	85 lbs.	<b>Exposed Wood</b>	European Beech	

**Square Cocktail Table 777-32X32**

<b>Overall Dimensions</b>	32" w x 32" d x 14.75" h	<b>Cubic Feet</b>	10	
<b>Shipping Weight</b>	92 lbs.	<b>Exposed Wood</b>	European Beech	

Standard Features	Options Available
<ul style="list-style-type: none"> <li>• Top options - beech veneer or solid surface</li> <li>• Knife edge detail on table tops</li> <li>• European Beech X Shaped Table Base</li> <li>• Non-marring adjustable glides</li> <li>• Field replaceable components</li> <li>• SCS Indoor Advantage Gold Certified</li> <li>• Limited lifetime warranty</li> <li>• QuickShip</li> </ul>	<ul style="list-style-type: none"> <li>• Solid surface top (cameo white, modern white, concrete, deep pink)</li> <li>• Glass top</li> <li>• TFL or HPL top</li> <li>• Metal powder coat base</li> </ul>

**Standard Finish Selection**

<http://carolina.ofs.com/design/textiles>  
<http://carolina.ofs.com/design/finishes>

**Frame Construction**

- |      |  |
|------|--|
| Base | <ul style="list-style-type: none"> <li>• Frame welded out of 1/2" round nickel plated tubing</li> </ul>  |
| Top  | <ul style="list-style-type: none"> <li>• Tops are 3/4" thick with 45 lb. particleboard core, MDF</li> <li>• Edge banded with PVC banding</li> <li>• Flat across all sides and protected by the frame</li> <li>• Field replaceable</li> <li>• Veneer, laminate, solid surface or white glass</li> </ul> |