

Patient recliner stationary arms 9300-R
Single textiles

Overall Dimensions	32.75"w x 34.5"d x 49.75"h	COM - Seat, Inside Back, Arms, Foot Ottoman	4.25 yds.
Seat Dimensions	22.75"w x 19.75"d x 20"h	COM - Outside back	2 yds.
Seat to Top of Back	30"	Cubic Feet	97.5
Top of Arm to Floor	28.25"	Weight	182 lbs.
Base Clearance	2.25"	Weight Rating	500 lbs.
Extended Length	77.75"		



Patient recliner stationary arms 9300-R-MT
Multiple textiles

Overall Dimensions	32.75"w x 34.5"d x 49.75"h	COM - Seat and Inside Back	2 yds.
Seat Dimensions	22.75"w x 19.75"d x 20"h	COM - Arms	2 yds.
Seat to Top of Back	30"	COM - Foot ottoman	1 yds.
Top of Arm to Floor	28.25"	COM - Outside Back	2 yds.
Base Clearance	2.25"	Cubic Feet	97.5
Extended Length	77.75"	Weight	182 lbs.
		Weight Rating	500 lbs.



Patient recliner stationary arms and trendelenburg 9317
Single textiles

Overall Dimensions	32.75"w x 34.5"d x 49.75"h	COM - Seat, Inside Back, Arms, Foot Ottoman	4.25 yds.
Seat Dimensions	22.75"w x 19.75"d x 20"h	COM - Outside back	2 yds.
Seat to Top of Back	30"	Cubic Feet	97.5
Top of Arm to Floor	28.25"	Weight	182 lbs.
Base Clearance	2.25"	Weight Rating	500 lbs.
Extended Length	77.75"		



Patient recliner stationary arms and trendelenburg 9317-MT
Multiple textiles

Overall Dimensions	32.75"w x 34.5"d x 49.75"h	COM - Seat and Inside Back	2 yds.
Seat Dimensions	22.75"w x 19.75"d x 20"h	COM - Arms	2 yds.
Seat to Top of Back	30"	COM - Foot ottoman	1 yds.
Top of Arm to Floor	28.25"	COM - Outside Back	2 yds.
Base Clearance	2.25"	Cubic Feet	97.5
Extended Length	77.75"	Weight	182 lbs.
		Weight Rating	500 lbs.



Standard Features	Options Available
<ul style="list-style-type: none"> Standard with stationary, non-pivoting arms Durable steel mechanism (10 year mechanism warranty) Wall-saver design Foot ottoman and back operate independently of one another Dual backrest activation levers Ergonomic arm design provides long-term comfort Dual-sided central locking caster system Durable urethane push handle Foot ottoman handle available on left or right side Perimeter base trim protects upholstery Due to Lasata's design the outside back has limitations in textile applications NOTE: Recliner is not intended for patient transport 	Functionality <ul style="list-style-type: none"> Left or right side facing foot ottoman handle Perimeter base trim (Light Grey - Frost, Dark Grey - Shadow)
	Additional comfort <ul style="list-style-type: none"> Heated seat and back (standard or fully retractable cord) Head pillow
	Accessories and protection <ul style="list-style-type: none"> Foley hook (Light Grey - Frost, Dark Grey - Shadow) Removable seat cover Moisture barrier

Patient recliner pivoting arms 9400-R
Single textiles

Overall Dimensions	32.75"w x 34.5"d x 49.75"h	COM - Seat, Inside Back, Arms, Foot Ottoman	4.25 yds.
Seat Dimensions	22.75"w x 19.75"d x 20"h	COM - Outside back	2 yds.
Seat to Top of Back	30"	Cubic Feet	97.5
Top of Arm to Floor	28.25"	Weight	182 lbs.
Base Clearance	2.25"	Weight Rating	500 lbs.
Extended Length	77.75"		



Patient recliner pivoting arms 9400-R-MT
Multiple textiles

Overall Dimensions	32.75"w x 34.5"d x 49.75"h	COM - Seat and Inside Back	2 yds.
Seat Dimensions	22.75"w x 19.75"d x 20"h	COM - Arms	2 yds.
Seat to Top of Back	30"	COM - Foot ottoman	1 yds.
Top of Arm to Floor	28.25"	COM - Outside Back	2 yds.
Base Clearance	2.25"	Cubic Feet	97.5
Extended Length	77.75"	Weight	182 lbs.
		Weight Rating	500 lbs.



Patient recliner pivoting arms and trendelenburg 9417
Single textiles

Overall Dimensions	32.75"w x 34.5"d x 49.75"h	COM - Seat, Inside Back, Arms, Foot Ottoman	4.25 yds.
Seat Dimensions	22.75"w x 19.75"d x 20"h	COM - Outside back	2 yds.
Seat to Top of Back	30"	Cubic Feet	97.5
Top of Arm to Floor	28.25"	Weight	182 lbs.
Base Clearance	2.25"	Weight Rating	500 lbs.
Extended Length	77.75"		



Patient recliner pivoting arms and trendelenburg 9417-MT
Multiple textiles

Overall Dimensions	32.75"w x 34.5"d x 49.75"h	COM - Seat and Inside Back	2 yds.
Seat Dimensions	22.75"w x 19.75"d x 20"h	COM - Arms	2 yds.
Seat to Top of Back	30"	COM - Foot ottoman	1 yds.
Top of Arm to Floor	28.25"	COM - Outside Back	2 yds.
Base Clearance	2.25"	Cubic Feet	97.5
Extended Length	77.75"	Weight	182 lbs.
		Weight Rating	500 lbs.



Standard Features	Options Available
<ul style="list-style-type: none"> Standard with dual-locking pivoting arms Durable steel mechanism (10 year mechanism warranty) Wall-saver design Foot ottoman and back operate independently of one another Dual backrest activation levers Ergonomic arm design provides long-term comfort Dual-sided central locking caster system Durable urethane push handle Foot ottoman handle available on left or right side Perimeter base trim protects upholstery Due to Lasata's design the outside back has limitations in textile applications NOTE: Recliner is not intended for patient transport 	Functionality <ul style="list-style-type: none"> Left or right side facing foot ottoman handle Perimeter base trim (Light Grey - Frost, Dark Grey - Shadow)
	Additional comfort <ul style="list-style-type: none"> Heated seat and back (standard or fully retractable cord) Head pillow
	Accessories and protection <ul style="list-style-type: none"> Foley hook (Light Grey - Frost, Dark Grey - Shadow) Removable seat cover Moisture barrier

Ortho recliner stationary arms 9310-R-OR

Single textiles

Overall Dimensions	32.75"w x 34.5"d x 53"h	COM - Seat, Inside Back, Arms, Foot Ottoman	4.75 yds.
Seat Dimensions	22.75"w x 19.75"d x 22.75"h	COM - Outside back	2.25 yds.
Seat to Top of Back	30"	Cubic Feet	97.5
Top of Arm to Floor	30"	Weight	182 lbs.
Base Clearance	5.125"	Weight Rating	500 lbs.
Extended Length	77.75"		



Ortho recliner stationary arms 9310-R-OR-MT

Multiple textiles

Overall Dimensions	32.75"w x 34.5"d x 53"h	COM - Seat and Inside Back	2 yds.
Seat Dimensions	22.75"w x 19.75"d x 22.75"h	COM - Arms	2.5 yds.
Seat to Top of Back	30"	COM - Foot ottoman	1 yds.
Top of Arm to Floor	30"	COM - Outside Back	2 yds.
Base Clearance	5.125"	Cubic Feet	97.5
Extended Length	77.75"	Weight	182 lbs.
		Weight Rating	500 lbs.



Ortho recliner stationary arms and trendelenburg 9312-R-OR

Single textiles

Overall Dimensions	32.75"w x 34.5"d x 53"h	COM - Seat, Inside Back, Arms, Foot Ottoman	4.75 yds.
Seat Dimensions	22.75"w x 19.75"d x 22.75"h	COM - Outside back	2.25 yds.
Seat to Top of Back	30"	Cubic Feet	97.5
Top of Arm to Floor	30"	Weight	185 lbs.
Base Clearance	4.75"	Weight Rating	500 lbs.
Extended Length	77.75"		



Ortho recliner stationary arms and trendelenburg 9312-R-OR-MT

Multiple textiles


Overall Dimensions	32.75"w x 34.5"d x 53"h	COM - Seat and Inside Back	2 yds.
Seat Dimensions	22.75"w x 19.75"d x 22.75"h	COM - Arms	2.5 yds.
Seat to Top of Back	30"	COM - Foot ottoman	1 yds.
Top of Arm to Floor	30"	COM - Outside Back	2 yds.
Base Clearance	4.75"	Cubic Feet	97.5
Extended Length	77.75"	Weight	185 lbs.
		Weight Rating	500 lbs.



Standard Features	Options Available
<ul style="list-style-type: none"> Standard with stationary, non-pivoting arms Durable steel mechanism (10 year mechanism warranty) Wall-saver design Foot ottoman and back operate independently of one another Dual backrest activation levers Ergonomic arm design provides long-term comfort Dual-sided central locking caster system Durable urethane push handle Foot ottoman handle available on left or right side Perimeter base trim protects upholstery Due to Lasata's design the outside back has limitations in textile applications NOTE: Recliner is not intended for patient transport 	Functionality <ul style="list-style-type: none"> Left or right side facing foot ottoman handle Perimeter base trim (Light Grey - Frost, Dark Grey - Shadow)
	Additional comfort <ul style="list-style-type: none"> Heated seat and back (standard or fully retractable cord) Head pillow
	Accessories and protection <ul style="list-style-type: none"> Foley hook (Light Grey - Frost, Dark Grey - Shadow) Removable seat cover Moisture barrier


Ortho recliner pivoting arms 9410-R-OR

Single textiles

Overall Dimensions	32.75"w x 34.5"d x 53"h	COM - Seat, Inside Back, Arms, Foot Ottoman	4.75 yds.	
Seat Dimensions	22.75"w x 19.75"d x 22.75"h	COM - Outside back	2.25 yds.	
Seat to Top of Back	30"	Cubic Feet	97.5	
Top of Arm to Floor	30"	Weight	182 lbs.	
Base Clearance	5.125"	Weight Rating	500 lbs.	
Extended Length	77.75"			


Ortho recliner pivoting arms 9410-R-OR-MT

Multiple textiles

Overall Dimensions	32.75"w x 34.5"d x 53"h	COM - Seat and Inside Back	2 yds.	
Seat Dimensions	22.75"w x 19.75"d x 22.75"h	COM - Arms	2.5 yds.	
Seat to Top of Back	30"	COM - Foot ottoman	1 yds.	
Top of Arm to Floor	30"	COM - Outside Back	2 yds.	
Base Clearance	5.125"	Cubic Feet	97.5	
Extended Length	77.75"	Weight	182 lbs.	
		Weight Rating	500 lbs.	


Ortho recliner pivoting arms and trendelenburg 9412-R-OR

Single textiles

Overall Dimensions	32.75"w x 34.5"d x 53"h	COM - Seat, Inside Back, Arms, Foot Ottoman	4.75 yds.	
Seat Dimensions	22.75"w x 19.75"d x 22.75"h	COM - Outside back	2.25 yds.	
Seat to Top of Back	30"	Cubic Feet	97.5	
Top of Arm to Floor	30"	Weight	185 lbs.	
Base Clearance	4.75"	Weight Rating	500 lbs.	
Extended Length	77.75"			

Ortho recliner pivoting arms and trendelenburg 9412-R-OR-MT

Multiple textiles

Overall Dimensions	32.75"w x 34.5"d x 53"h	COM - Seat and Inside Back	2 yds.	
Seat Dimensions	22.75"w x 19.75"d x 22.75"h	COM - Arms	2.5 yds.	
Seat to Top of Back	30"	COM - Foot ottoman	1 yds.	
Top of Arm to Floor	30"	COM - Outside Back	2 yds.	
Base Clearance	4.75"	Cubic Feet	97.5	
Extended Length	77.75"	Weight	185 lbs.	
		Weight Rating	500 lbs.	

Standard Features	Options Available
<ul style="list-style-type: none"> Standard with dual-locking pivoting arms Durable steel mechanism (10 year mechanism warranty) Wall-saver design Foot ottoman and back operate independently of one another Dual backrest activation levers Ergonomic arm design provides long-term comfort Dual-sided central locking caster system Durable urethane push handle Foot ottoman handle available on left or right side Perimeter base trim protects upholstery Due to Lasata's design the outside back has limitations in textile applications NOTE: Recliner is not intended for patient transport 	Functionality <ul style="list-style-type: none"> Left or right side facing foot ottoman handle Perimeter base trim (Light Grey - Frost, Dark Grey - Shadow)
	Additional comfort <ul style="list-style-type: none"> Heated seat and back (standard or fully retractable cord) Head pillow
	Accessories and protection <ul style="list-style-type: none"> Foley hook (Light Grey - Frost, Dark Grey - Shadow) Removable seat cover Moisture barrier

Bariatric recliner stationary arms 9300-R-OB

Single textiles

Overall Dimensions	39.75"w x 34.5"d x 49.75"h	COM - Seat, Inside Back, Arms, Foot Ottoman	5 yds.
Seat Dimensions	29.75"w x 19.75"d x 20"h	COM - Outside back	2.75 yds.
Seat to Top of Back	30"	Cubic Feet	117
Top of Arm to Floor	28.25"	Weight	194 lbs.
Base Clearance	2.25"	Weight Rating	500 lbs.
Extended Length	77.75"		



Bariatric recliner stationary arms 9300-R-OB-MT

Multiple textiles

Overall Dimensions	39.75"w x 34.5"d x 49.75"h	COM - Seat and Inside Back	2.25 yds.
Seat Dimensions	29.75"w x 19.75"d x 20"h	COM - Arms	2 yds.
Seat to Top of Back	30"	COM - Foot ottoman	1.25 yds.
Top of Arm to Floor	28.25"	COM - Outside Back	2.75 yds.
Base Clearance	2.25"	Cubic Feet	117
Extended Length	77.75"	Weight	194 lbs.
		Weight Rating	500 lbs.



Standard Features	Options Available
<ul style="list-style-type: none"> Rated to 750 lbs. Standard with stationary, non-pivoting arms Durable steel mechanism (10 year mechanism warranty) Wall-saver design Foot ottoman and back operate independently of one another Dual backrest activation levers Ergonomic arm design provides long-term comfort Dual-sided central locking caster system Durable urethane push handle Foot ottoman handle available on left or right side Perimeter base trim protects upholstery Due to Lasata's design the outside back has limitations in textile applications NOTE: Recliner is not intended for patient transport 	Functionality <ul style="list-style-type: none"> Left or right side facing foot ottoman handle Perimeter base trim (Light Grey - Frost, Dark Grey - Shadow)
	Additional comfort <ul style="list-style-type: none"> Heated seat and back (standard or fully retractable cord) Head pillow
	Accessories and protection <ul style="list-style-type: none"> Foley hook (Light Grey - Frost, Dark Grey - Shadow) Removable seat cover Moisture barrier

Standard Textile & Finish Selection

<http://carolina.ofs.com/resources/textiles>
<http://carolina.ofs.com/resources/finishes>

Frame Construction

- | | |
|------------|---|
| Seat | • Plywood |
| Back | • Contoured hardwood frame construction |
| Lower Arms | • Plywood/hardwood frame construction |
| Assembly | • Bolted connections and general grade hardware |

Foam

- | | |
|-----------|--|
| Seat | • All foam is premium grade CAL 117 certified fire retardant |
| Back | • All foam is premium grade CAL 117 certified fire retardant |
| Lower Arm | • All foam is premium grade CAL 117 certified fire retardant |

Suspension

- | | |
|------|--------------------------------|
| Seat | • Webrider pocket coil springs |
| Back | • Synet elastic sheet webbing |

Dual-sided Central Locking Casters

- When the lock is engaged, by design, only the right front-facing, and left rear-facing casters lock, securing the recliner in a locked position.
- The left front-facing, and right rear-facing casters remained unlocked.

Notes and disclaimers

- Recliner is not to be used for patient transport