



Guest/Stacking C2012 / C2012-MT


Overall Dimensions	21.5" w x 24" d x 33" h	COM 54"	1.5 yds.	
Seat Dimensions	16.5" w x 18.25" d x 18" h	Weight	25 lbs.	
Inside Back	14.5"	Cubic Feet	16	

Guest Chair C2009 / C2009-MT


Overall Dimensions	24" w x 24" d x 33" h	COM 54"	2.25 yds.	
Seat Dimensions	16.5" w x 18.25" d x 18" h	Weight	28 lbs.	
Inside Back	14.5"	Cubic Feet	19	
Top of Arm to Floor	26.75"			

Standard Features	Options Available
<ul style="list-style-type: none"> • Armless (C2012 only) • Fully upholstered seat and back • Nylon glides • Stacks 4 high on the floor • Clean-thru design 	<ul style="list-style-type: none"> • Powder-coated frame • Black or silver fixed arms (C2009 only) • Book rack • 1" Additional seat foam • Silver high glides • Ganging device (2 pair set) • Dolly

Guest/Stacking with Casters C2212 / C22112-MT


Overall Dimensions	21.5" w x 24" d x 33" h	COM 54"	1.5 yds.	
Seat Dimensions	16.5" w x 18.25" d x 18" h	Weight	25 lbs.	
Inside Back	14.5"	Cubic Feet	16	

Guest Chair with Casters C2209 / C2209-MT


Overall Dimensions	24" w x 24" d x 33" h	COM 54"	1.5 yds.	
Seat Dimensions	16.5" w x 18.25" d x 18" h	Weight	28 lbs.	
Inside Back	14.5"	Cubic Feet	19	

Standard Features	Options Available
<ul style="list-style-type: none"> • Armless (C2212 only) • Fully upholstered seat and back • Hard wheel casters • Clean-thru design 	<ul style="list-style-type: none"> • Powder-coated frame • Black or silver fixed arms (C2209 only) • Book rack • 1" Additional seat foam • Hard wheel or soft wheel casters with safety brake • Ganging device (2 pair per set)

Heavy Duty Armless Guest Chair C2412 / C2412-MT

Overall Dimensions	21.5" w x 24" d x 33" h	COM 54"	1.5 yds.	
Seat Dimensions	16.5" w x 18.25" d x 18.5" h	Weight	28 lbs.	
Inside Back	14.5"	Cubic Feet	16	

Heavy Duty Guest Chair C2409 / C2409-MT

Overall Dimensions	24" w x 24" d x 33" h	COM 54"	1.5 yds.	
Seat Dimensions	16.5" w x 18.25" d x 18" h	Weight	28 lbs.	
Inside Back	14.5"	Cubic Feet	16	

Standard Features	Options Available
<ul style="list-style-type: none"> • Armless (C2412 only) • Fully Upholstered Seat and Back • Floor-Saver Swivel Glides • Stacks 4 High on the Floor • Black or Silver Wall Saver Frame • Clean-Thru Design 	<ul style="list-style-type: none"> • Powder-coated frame • Black or Silver Fixed Arms (C2409 only) • Felt-Tip Swivel Glides • Ganging Device (2 pair per set) • Dolly

Standard Textile & Finish Selection

<http://carolina.ofs.com/resources/textiles>
<http://carolina.ofs.com/resources/finishes>

Frame Construction

Seat	<ul style="list-style-type: none"> • ½" Multicore Hardwood Plywood • Fitted with riveted T-nuts fixed on both sides of plywood
Back	<ul style="list-style-type: none"> • ½" multicore hardwood plywood
Upholstery	<ul style="list-style-type: none"> • All fabrics meet CAL TB 117-2012
Frame	<ul style="list-style-type: none"> • 1" diameter steel structure with 13 gage steel tubing • Silver and black
Arms	<ul style="list-style-type: none"> • Polyurethane with internal steel construction
Glides	<ul style="list-style-type: none"> • Injection-molded nylon • 2 ¼" h 1 ¼" diameter base • 40mm x 22mm grip ring system • Black or silver • 1" h x 1 ¼" diameter base with ¾" stem (C2412 and C2409 only)
Casters	<ul style="list-style-type: none"> • Injection-molded nylon • Twin wheel large pivot barrels • 50mm diameter
Assembly	<ul style="list-style-type: none"> • Self-locking, hardened steel, slotted/Phillips head bolts • Bolts treated with "NYLOK", a locking compound designed to prevent bolts from loosening due to vibration • "NYLOK" fasteners semi-permanently secure all hardware seat and back
Tablet	<ul style="list-style-type: none"> • Black laminate on top • Black pain on bottom • 1.5 mm thick plastic T-mold covering along the edge

Foam

Seat/Back	<ul style="list-style-type: none"> • 2.5" high resilient foam • 2.5 lbs. density • CAL TB 117-2013
-----------	---