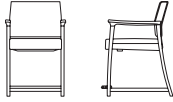


MODERN AMENITY OPEN ARM EASY ACCESS CHAIR STANDARD FEATURES

- 1625-MOTION Mechanism Designed Specifically with up to 8" of Smooth Travel
- Upholstered Seat and Back
- Spring Seat Construction
- Clean-Thru Design
- Wall-Saver Design
- Must specify European Beech or American Ash Frame
- Wood Arm Cap
- Non-Marring Adjustable Glides
- Field Replaceable Components
- NOTE: Because of the unique Color of Ash Hardwoods, Stains are a slightly different Color than they appear on the Standard European Beech Hardwoods. If pairing with a Product using Species other than Ash the Stains will appear different. For additional information please contact your Customer Service Representative.

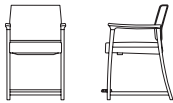
OPEN ARM EASY ACCESS CHAIR



w	outside			sw	seat			seat to top of back	arm height	weight lbs.	cubic feet
	d	h			sd	sh					
24	28.5	34		20.25	19	23.5	15	39	45	24	

model	yds com (54")	sq ft col	com 1	col 2	3	4	5	6	7	8	9	10	11	12	13	14	15	L1	L2	L3
1675	1.5	n/a	1,529	1,554	1,582	1,617	1,667	1,737	1,808	1,878	1,949	2,019	2,090	2,160	2,231	2,301	2,372	1,849	1,921	1,990

OPEN ARM MOTION EASY ACCESS CHAIR



w	outside			sw	seat			seat to top of back	arm height	weight lbs.	cubic feet
	d	h			sd	sh					
24	28.5	34		20.25	19	23.5	15	39	55	24	

model	yds com (54")	sq ft col	com 1	col 2	3	4	5	6	7	8	9	10	11	12	13	14	15	L1	L2	L3
1675-MOTION	1.5	n/a	1,975	2,000	2,028	2,063	2,113	2,183	2,254	2,324	2,395	2,465	2,536	2,606	2,677	2,747	2,818	2,295	2,367	2,436

OPTIONS

Wood Species	Arm Caps	Finish	Removable Covers	Fabric 1
Selection Required	Standard A3 Wood	Selection Required	Standard X9 No Selection of Option	Selection Required
A8S European Beech A8T American Ash	Poly \$109 pair DIN Black DIM Taupe DIP Grey Solid Surface \$624 pair CWS Cameo White MWS Modern White CSS Concrete DMS Deep Mink	See page 9 for full list of finish options	H7 Removable Seat and Back Covers \$196 B1L Removable Seat Cover only \$98 B1M Removable Back Cover only \$98	Fabric: Grade, Vendor, Pattern, Color NOTE: For multiple fabric applications see page 14 for information and pricing

HOW TO ORDER

SPECIFY: Wood species | arm caps | wood finish | removable covers | textile pattern and color. See pages 5-14 for information and options on moisture barrier, CAL133, upholstery applications, a complete offering of finishes and ordering details.

MODEL NUMBER

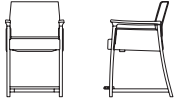
1675

Wood Species	Arm Caps	Finish	Removable Covers	Fabric 1
A8S	DIN	MLC	H7	Grade 5, Momentum, Row, Breeze

MODERN AMENITY PANEL ARM EASY ACCESS CHAIR STANDARD FEATURES

- 1635-MOTION Mechanism Designed Specifically with up to 8" of Smooth Travel
- Upholstered Arms, Seat and Back
- Spring Seat Construction
- Clean-Thru Design
- Wall-Saver Design
- Must specify European Beech or American Ash Frame
- Wood Arm Cap
- Non-Marring Adjustable Glides
- Field Replaceable Components
- NOTE: Because of the unique Color of Ash Hardwoods, Stains are a slightly different Color than they appear on the Standard European Beech Hardwoods. If pairing with a Product using Species other than Ash the Stains will appear different. For additional information please contact your Customer Service Representative.

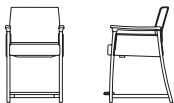
PANEL ARM EASY ACCESS CHAIR



w	outside			sw	seat			seat to top of back	arm height	weight lbs.	cubic feet
	d	h			sd	sh					
24	28.5	34		20.25	19	23.5	15	39	45	24	

model	yds com (54")	sq ft col	com 1	col 2	3	4	5	6	7	8	9	10	11	12	13	14	15	L1	L2	L3
1685	2.25	n/a	1,650	1,687	1,729	1,782	1,856	1,962	2,068	2,174	2,280	2,385	2,491	2,597	2,703	2,809	2,914	2,117	2,223	2,328

PANEL ARM MOTION EASY ACCESS CHAIR



w	outside			sw	seat			seat to top of back	arm height	weight lbs.	cubic feet
	d	h			sd	sh					
24	28.5	34		20.25	19	23.5	15	39	55	24	

model	yds com (54")	sq ft col	com 1	col 2	3	4	5	6	7	8	9	10	11	12	13	14	15	L1	L2	L3
1685-MOTION	2.25	n/a	2,096	2,133	2,175	2,228	2,302	2,408	2,514	2,620	2,726	2,831	2,937	3,043	3,149	3,255	3,360	2,563	2,669	2,774

OPTIONS

Wood Species	Arm Caps	Finish	Removable Covers	Fabric 1
Selection Required	Standard A3 Wood	Selection Required	Standard X9 No Selection of Option	Selection Required
A8S European Beech A8T American Ash	Poly \$109 pair DIN Black DIM Taupe DIP Grey Solid Surface \$624 pair CWS Cameo White MWS Modern White CSS Concrete DMS Deep Mink	See page 9 for full list of finish options	H7 Removable Seat and Back Covers \$196 B1L Removable Seat Cover only \$98 B1M Removable Back Cover only \$98	Fabric: Grade, Vendor, Pattern, Color NOTE: For multiple fabric applications see page 14 for information and pricing

HOW TO ORDER

SPECIFY: Wood species | arm caps | wood finish | removable covers | textile pattern and color. See pages 5-14 for information and options on moisture barrier, CAL133, upholstery applications, a complete offering of finishes and ordering details.

MODEL NUMBER

1685

Wood Species	Arm Caps	Finish	Removable Covers	Fabric 1
A8S	DIN	MLC	H7	Grade 5, Momentum, Row, Breeze