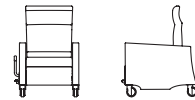


Recliner 1307

| | | | |
|----------------------------|-----------------------|-------------------|----------|
| Overall Dimensions | 34"w x 39"d x 48"h | Weight | 145 lbs. |
| Seat Dimensions | 24"w x 20"d x 20.25"h | Cubic Feet | 50 |
| Seat to Top of Back | 30" | COM | 6 yds. |
| Top of Arm to Floor | 28" | | |
| Extended Length | 72" | | |



| Standard Features | Options Available |
|---|--|
| <ul style="list-style-type: none"> • Durable steel recliner mechanism • Footrest and back operate independently of one another • Back can be infinitely positioned to any sleep position angle • Upholstered arms, seat and back • Tight cushion • Warm grey (with Silver Ion antimicrobial) powder coated steel release lever • SCS Indoor Advantage Gold Certified • Limited lifetime warranty • Warranty - recliner components: 5 years | <ul style="list-style-type: none"> • Wood arm caps in European Beech or American Ash • Poly arm caps (black, grey or taupe) • Solid surface arm caps (bisque, glacier white or Nocturne black) • Thermofoil drop table • Hook • Back bump guard • Black or white central locking casters • Black or white individual locking casters • Transporter base • Removable seat cover |

Standard Textile & Finish Selection

<http://carolina.ofs.com/design-resources/textiles>
<http://carolina.ofs.com/design-resources/finishes>

Frame Construction

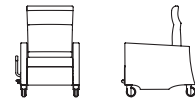
| | |
|-------------------|--|
| Seat | <ul style="list-style-type: none"> • Components are made of WHAD maple and plywood • Wood seat EZ frame |
| Back | <ul style="list-style-type: none"> • Exposed wood parts are made of kiln dried European Beech |
| Upholstery | <ul style="list-style-type: none"> • 6 yds. required based on 54" wide, plain goods • Covers are upholstered to the frame using 1/2" stainless steel staples |
| Assembly | <ul style="list-style-type: none"> • Joints on seat, back, and arms are assembled using dowels, glue and narrow crown staples |

Foam

| | |
|-------------|--|
| Seat | <ul style="list-style-type: none"> • Premium grade foam • CAL TB 117 Certified Fire Retardant • Bonded glue seat, 5" thick |
| Back | <ul style="list-style-type: none"> • Premium grade foam • CAL TB 117 Certified Fire Retardant • Bonded glue front and rear back |

Lite Recliner 1307-SR

| | | | |
|----------------------------|--------------------------|-------------------|----------|
| Overall Dimensions | 32" w x 39" d x 48" h | Weight | 145 lbs. |
| Seat Dimensions | 22" w x 20" d x 20.25" h | Cubic Feet | 38 |
| Seat to Top of Back | 27.75" | COM | 6 yds. |
| Top of Arm to Floor | 28" | | |
| Extended Length | 72" | | |



| Standard Features | Options Available |
|---|---|
| <ul style="list-style-type: none"> • Durable steel recliner mechanism • Footrest and back operate independently of one another • Back can be infinitely positioned to any sleep position angle • Upholstered arms, seat and back • Tight cushion • Warm grey (with Silver Ion antimicrobial) powder coated steel release lever • SCS Indoor Advantage Gold Certified • Limited lifetime warranty • Warranty - recliner components: 5 years | <ul style="list-style-type: none"> • Wood arm caps in European Beech or American Ash • Poly arm caps (black, grey or taupe) • Solid surface arm caps (bisque, glacier white or Nocturne black) • Fold down arm • Thermofoil drop table • Hook • Push bar • Padded push bar • Back bump guard • Caster options • Pull out foot tray • Removable seat cover • Moisture barrier • Multiple textile application • CAL TB 133 Certified |

Standard Textile & Finish Selection

<http://carolina.ofs.com/design-resources/textiles>
<http://carolina.ofs.com/design-resources/finishes>

Frame Construction

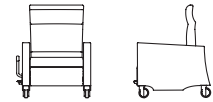
| | |
|------------|--|
| Seat | <ul style="list-style-type: none"> • All components are made of WHAD maple • Wood seat EZ frame |
| Back | <ul style="list-style-type: none"> • All components are made of WHAD maple and plywood |
| Upholstery | <ul style="list-style-type: none"> • 6 yds. required based on 54" wide, plain goods • Covers are upholstered to the frame using 1/2" stainless steel staples |
| Arms | <ul style="list-style-type: none"> • All components are made of WHAD maple and plywood |
| Assembly | <ul style="list-style-type: none"> • Joints on seat, back, and arms are assembled using dowels, glue and narrow crown staples |

Foam

| | |
|-----------|---|
| Seat/Back | <ul style="list-style-type: none"> • Premium Grade Foam • CAL TB 117 Certified Fire Retardant |
|-----------|---|

Bariatric Recliner 1307-OB

| | | | |
|----------------------------|--------------------------|-------------------|----------|
| Overall Dimensions | 39" w x 39" d x 48" h | Weight | 155 lbs. |
| Seat Dimensions | 29" w x 20" d x 20.25" h | Cubic Feet | 50 |
| Seat to Top of Back | 30" | COM | 6.5 yds. |
| Top of Arm to Floor | 28" | | |
| Extended Length | 72" | | |



| Standard Features | Options Available |
|---|--|
| <ul style="list-style-type: none"> Rated for 750 lbs. Durable steel recliner mechanism Footrest and back operate independently of one another Back can be infinitely positioned to any sleep position angle Upholstered arms, seat and back Tight cushion Warm grey (with Silver Ion antimicrobial) powder coated steel release lever SCS Indoor Advantage Gold Certified Limited lifetime warranty Warranty - recliner components: 5 years | <ul style="list-style-type: none"> Wood arm caps in European Beech or American Ash Poly arm caps (black, grey or taupe) Solid surface arm caps (bisque, glacier white or Nocturne black) Thermofoil drop table Hook Back bump guard Black or white central locking casters Black or white individual locking casters Transporter base Removable seat cover |

Standard Textile & Finish Selection

<http://carolina.ofs.com/design-resources/textiles>
<http://carolina.ofs.com/design-resources/finishes>

Frame Construction

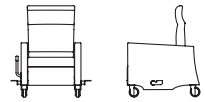
| | |
|------------|--|
| Seat | <ul style="list-style-type: none"> Components are made of WHAD maple and plywood Wood seat EZ frame |
| Back | <ul style="list-style-type: none"> Exposed wood parts are made of kiln dried European Beech |
| Upholstery | <ul style="list-style-type: none"> 6 yds. required based on 54" wide, plain goods Covers are upholstered to the frame using 1/2" stainless steel staples |
| Assembly | <ul style="list-style-type: none"> Joints on seat, back, and arms are assembled using dowels, glue and narrow crown staples |

Foam

| | |
|------|--|
| Seat | <ul style="list-style-type: none"> Premium grade foam CAL TB 117 Certified Fire Retardant Bonded glue seat, 5" thick |
| Back | <ul style="list-style-type: none"> Premium grade foam CAL TB 117 Certified Fire Retardant Bonded glue front and rear back |

Recliner with Trendelenburg 1317

| | | | |
|----------------------------|--------------------------|-------------------|----------|
| Overall Dimensions | 40.75" w x 39" d x 48" h | Weight | 168 lbs. |
| Seat Dimensions | 24" w x 20" d x 20.25" h | Cubic Feet | 50 |
| Seat to Top of Back | 30" | COM | 6 yds. |
| Top of Arm to Floor | 28" | | |
| Extended Length | 72" | | |



| Standard Features | Options Available |
|---|--|
| <ul style="list-style-type: none"> Painted heavy gauge stamped steel lay flat recliner mechanism with heavy steel Trendelenburg release Footrest and back operate independently of one another Back can be infinitely positioned to any sleep position angle Upholstered arms, seat and back Tight cushion Warm Grey (with Silver Ion antimicrobial) powder coated steel foot release lever SCS Indoor Advantage Gold Certified Limited lifetime warranty Warranty - treatment recliner mechanisms: 10 years | <ul style="list-style-type: none"> Wood arm caps in european beech or american ash Poly arm caps in black, grey or taupe Solid surface arm caps (bisque, glacier white, Nocturne black) Thermofoil drop table Fold down arm Drainage bag hook Heated seat and back Push bar Padded push bar Back bump guard Black or white central locking casters Black or white individual locking casters Transporter base Removable seat cover |

Standard Textile & Finish Selection

<http://carolina.ofs.com/design-resources/textiles>
<http://carolina.ofs.com/design-resources/finishes>

Frame Construction

| | |
|------------|--|
| Seat | <ul style="list-style-type: none"> Components are made of WHAD maple and plywood Wood seat EZ frame |
| Back | <ul style="list-style-type: none"> Exposed wood parts are made of kiln dried European Beech |
| Upholstery | <ul style="list-style-type: none"> 6 yds. required based on 54" wide, plain goods Covers are upholstered to the frame using 1/2" stainless steel staples |
| Assembly | <ul style="list-style-type: none"> Joints on seat, back, and arms are assembled using dowels, glue and narrow crown staples |

Foam

| | |
|------|--|
| Seat | <ul style="list-style-type: none"> Premium grade foam CAL TB 117 Certified Fire Retardant Bonded glue seat, 5" thick |
| Back | <ul style="list-style-type: none"> Premium grade foam CAL TB 117 Certified Fire Retardant Bonded glue front and rear back |

Recliner, Open Arm 3-Position 1677-OA

| | | | |
|----------------------------|-------------------------|---------------------|--------------------------------|
| Overall Dimensions | 26.5"w x 33.25"d x 44"h | Weight | 87 lbs. |
| Seat Dimensions | 21"w x 20"d x 19"h | Cubic Feet | 36 |
| Seat to Top of Back | 25" | COM | 4.25 yds. |
| Top of Arm to Floor | 25.25" | Exposed Wood | European Beech or American Ash |
| Extended Length | 68.5" | | |



| Standard Features | Options Available |
|---|--|
| <ul style="list-style-type: none"> Durable steel push back 3-position recliner mechanism Upholstered seat and back Tight cushion Open arm frame with wood arm cap Wallsaver design Non-marring adjustable glides SCS Indoor Advantage Gold Certified Limited lifetime warranty Warranty - recliner components: 5 years | <ul style="list-style-type: none"> Wood arm caps in European Beech or American Ash Poly arm caps (black, grey or taupe) Solid surface arm caps (bisque, glacier white or Nocturne black) Hook Back bump guard Moisture barrier Multiple textile application CAL TB 133 Certified |

Standard Textile & Finish Selection

<http://carolina.ofs.com/design-resources/textiles>
<http://carolina.ofs.com/design-resources/finishes>

Frame Construction

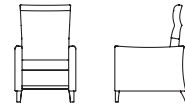
| | |
|------------|---|
| Seat | <ul style="list-style-type: none"> All components are made of WHAD kiln dried maple |
| Back | <ul style="list-style-type: none"> Frame back post 7/8 plywood Pull rail 8/4 WHND kiln dried maple All other back frame components 5/4 WHND kiln dried maple |
| Upholstery | <ul style="list-style-type: none"> 4.25 yds. required based on 54" wide, plain goods Covers are upholstered to the frame using 1/2" stainless steel staples |
| Arms | <ul style="list-style-type: none"> Front post 6/4 WHAD kiln dried maple Bottom, center and top rail 5/4 WHAD Bottom filler 60 x 60 x 38 Baltic Birch |
| Assembly | <ul style="list-style-type: none"> Joints are assembled using dowels, glue and corner blocks The seat, back, arms and mechanism are assembled using 1/4" - 20 bolts and T-nuts No. 9 and No. 12 wood screws |

Foam

| | |
|------|--|
| Seat | <ul style="list-style-type: none"> 4.5" premium grade fire retardant foam 30 lb. compression 1.8 density Covered in .75 oz. of polyester fiber then cemented to the frame |
| Back | <ul style="list-style-type: none"> 2.5" premium grade fire retardant foam 30 lb. compression 1.8 density Covered in .75 oz. of polyester fiber then cemented to the frame All foam is contour cut to fit the design |

Recliner, Closed Arm 3-Position 1677

| | | | |
|----------------------------|-------------------------|------------------------|--------------------------------|
| Overall Dimensions | 26.5"w x 33.25"d x 44"h | COM 54" | 6 yds. |
| Seat Dimensions | 21"w x 20"d x 19"h | Shipping Weight | 87 lbs. |
| Seat to Top of Back | 25" | Cubic Feet | 36 |
| Top of Arm to Floor | 25.25" | Exposed Wood | European Beech or American Ash |
| Extended Length | 68.5" | | |



| Standard Features | Options Available |
|--|---|
| <ul style="list-style-type: none"> • Durable steel push back 3-position recliner mechanism • Upholstered seat and back • Tight cushion • Must specify European Beech or American Ash legs • Upholstered arm panel without arm cap • Wallsaver design • Non-marring adjustable glides • SCS Indoor Advantage Gold Certified • Limited lifetime warranty • Warranty - recliner components: 5 years | <ul style="list-style-type: none"> • Wood arm caps in European Beech or American Ash • Poly arm caps (black, grey or taupe) • Solid surface arm caps (bisque, glacier white or Nocturne black) • Thermofoil drop table • Hook • Back bump guard • Moisture barrier • Multiple textile application • CAL TB 133 Certified |

Standard Textile & Finish Selection

<http://carolina.ofs.com/design-resources/textiles>
<http://carolina.ofs.com/design-resources/finishes>

Frame Construction

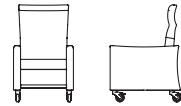
| | |
|------------|--|
| Seat | <ul style="list-style-type: none"> • Components are made of WHAD maple and plywood • Wood seat EZ frame |
| Back | <ul style="list-style-type: none"> • Exposed wood parts are made of kiln dried European Beech |
| Upholstery | <ul style="list-style-type: none"> • 6 yds. required based on 54" wide, plain goods • Covers are upholstered to the frame using 1/2" stainless steel staples |
| Assembly | <ul style="list-style-type: none"> • Joints on seat, back, and arms are assembled using dowels, glue and narrow crown staples |

Foam

| | |
|------|--|
| Seat | <ul style="list-style-type: none"> • Premium grade foam • CAL TB 117 Certified Fire Retardant • Bonded glue seat, 5" thick |
| Back | <ul style="list-style-type: none"> • Premium grade foam • CAL TB 117 Certified Fire Retardant • Bonded glue front and rear back |

Recliner, Closed Arm 3-Position with Casters 1677C

| | | | |
|----------------------------|-------------------------|------------------------|--------------------------------|
| Overall Dimensions | 26.5"w x 33.25"d x 44"h | COM 54" | 6 yds. |
| Seat Dimensions | 21"w x 20"d x 19"h | Shipping Weight | 87 lbs. |
| Seat to Top of Back | 25" | Cubic Feet | 36 |
| Top of Arm to Floor | 25.25" | Exposed Wood | European Beech or American Ash |
| Extended Length | 68.5" | | |



| Standard Features | Options Available |
|--|--|
| <ul style="list-style-type: none"> • Durable steel push back 3-position recliner mechanism • Upholstered seat and back • Tight cushion • Upholstered arm panel without arm cap • (2) 5" Individual locking back casters in black • SCS indoor advantage gold certified • Limited lifetime warranty • Warranty - recliner components: 5 years | <ul style="list-style-type: none"> • Wood arm caps in European Beech or American Ash • Poly arm caps (black, grey or taupe) • Solid surface arm caps (bisque, glacier white or Nocturne black) • Thermofoil drop table • Hook • Push bar • Padded push bar • Back bump guard • Moisture barrier • Multiple textile application • CAL TB 133 Certified |

Standard Textile & Finish Selection

<http://carolina.ofs.com/design-resources/textiles>
<http://carolina.ofs.com/design-resources/finishes>

Frame Construction

| | |
|------------|--|
| Seat | <ul style="list-style-type: none"> • Components are made of WHAD maple and plywood • Wood seat EZ frame |
| Back | <ul style="list-style-type: none"> • Exposed wood parts are made of kiln dried European Beech |
| Upholstery | <ul style="list-style-type: none"> • 6 yds. required based on 54" wide, plain goods • Covers are upholstered to the frame using 1/2" stainless steel staples |
| Assembly | <ul style="list-style-type: none"> • Joints on seat, back, and arms are assembled using dowels, glue and narrow crown staples |

Foam

| | |
|------|--|
| Seat | <ul style="list-style-type: none"> • Premium grade foam • CAL TB 117 Certified Fire Retardant • Bonded glue seat, 5" thick |
| Back | <ul style="list-style-type: none"> • Premium grade foam • CAL TB 117 Certified Fire Retardant • Bonded glue front and rear back |