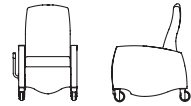


**Recliner 1408-R**

<b>Overall Dimensions</b>	34" w x 36" d x 47" h	<b>Weight</b>	135 lbs.
<b>Seat Dimensions</b>	24" w x 20" d x 20.25" h	<b>Cubic Feet</b>	38
<b>Seat to Top of Back</b>	28.5"	<b>COM</b>	6.5 yds.
<b>Top of Arm to Floor</b>	28"	<b>Weight Rating</b>	400 lbs.
<b>Extended Length</b>	75"		



Standard Features	Options Available
<ul style="list-style-type: none"> <li>• Durable steel recliner mechanism</li> <li>• Footrest and back operate independently of one another</li> <li>• Back can be infinitely positioned to any sleep position angle</li> <li>• Upholstered arms, seat and back</li> <li>• Tight cushion</li> <li>• Warm grey (with Silver Ion antimicrobial) powder coated steel foot release lever</li> <li>• 5" fixed casters in front, 5" swivel rear casters with brake</li> <li>• SCS Indoor Advantage Gold Certified</li> <li>• Limited lifetime warranty</li> <li>• Warranty - recliner components: 5 years</li> </ul>	<ul style="list-style-type: none"> <li>• Wood arm caps</li> <li>• Poly arm caps</li> <li>• Ergo Arm Rest (left or right side facing)</li> <li>• Thermofoil Drop Table</li> <li>• Hood</li> <li>• Heated seat and back with standard power cord</li> <li>• Heated seat and back with fully retractable power cord</li> <li>• Push bar</li> <li>• Padded push bar</li> <li>• Back bump guard</li> <li>• Central locking casters</li> <li>• Pull out foot tray</li> <li>• Removable seat and/or back covers</li> <li>• Head pillow</li> </ul>

**Standard Textile & Finish Selection**

<http://carolinabusinessfurniture.com/design-resources/textiles/search>  
<http://carolinabusinessfurniture.com/design-resources/finishes/search>

**Frame Construction**

Seat	<ul style="list-style-type: none"> <li>• All components are made of WHAD maple and plywood</li> <li>• Wood seat EZ frame</li> </ul>
Back	<ul style="list-style-type: none"> <li>• All components are made of WHAD maple and plywood</li> </ul>
Upholstery	<ul style="list-style-type: none"> <li>• 6.5 yds. required based on 54" wide, plain goods</li> <li>• Covers are upholstered to the frame using 1/2" stainless steel staples</li> </ul>
Arms	<ul style="list-style-type: none"> <li>• All components are made of WHAD maple and plywood</li> </ul>
Assembly	<ul style="list-style-type: none"> <li>• Joints on seat, back, and arms are assembled using dowels, glue and narrow crown staples</li> </ul>

**Foam**

Seat	<ul style="list-style-type: none"> <li>• Premium grade foam</li> <li>• CAL TB 117 Certified Fire Retardant</li> <li>• Bonded glue seat, 5" thick</li> </ul>
Back	<ul style="list-style-type: none"> <li>• Premium grade foam</li> <li>• CAL TB 117 Certified Fire Retardant</li> <li>• Bonded glue front and rear back</li> </ul>

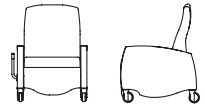
**Testing Documentation**

X5.4 public and lounge seating  
 Testing report to illustrate complete product test must include:
 

- Back strength
- Seat strength
- Arm strength
- Mechanism strength

**Bariatric Recliner 1408-R-OB**

<b>Overall Dimensions</b>	36" w x 36" d x 47" h	<b>Weight</b>	155 lbs.
<b>Seat Dimensions</b>	29" w x 20" d x 20.25" h	<b>Cubic Feet</b>	50
<b>Seat to Top of Back</b>	28.5"	<b>COM</b>	7 yds.
<b>Top of Arm to Floor</b>	28"		
<b>Extended Length</b>	75"		



Standard Features	Options Available
<ul style="list-style-type: none"> <li>Rated for 750 lbs.</li> <li>Durable steel recliner mechanism</li> <li>Footrest and back operate independently of one another</li> <li>Back can be infinitely positioned to any sleep position angle</li> <li>Upholstered arms, seat and back</li> <li>Tight Cushion</li> <li>Warm grey (with Silver Ion antimicrobial) powder coated steel foot release lever</li> <li>5" fixed casters in front, 5" swivel rear casters with brake</li> <li>SCS Indoor Advantage Gold Certified</li> <li>Limited lifetime warranty</li> <li>Warranty - recliner components: 5 years</li> </ul>	<ul style="list-style-type: none"> <li>Wood arm caps</li> <li>Poly arm caps</li> <li>Ergo arm rest (left or right side facing)</li> <li>Thermofoil drop table</li> <li>Hood</li> <li>Heated seat and back with standard power cord</li> <li>Heated seat and back with fully retractable power cord</li> <li>Push bar</li> <li>Padded push bar</li> <li>Back bump guard</li> <li>Central locking casters</li> <li>Pull out foot tray</li> <li>Removable seat and/or back covers</li> <li>Head pillow</li> </ul>

**Standard Textile & Finish Selection**

<http://carolinabusinessfurniture.com/design-resources/textiles/search>  
<http://carolinabusinessfurniture.com/design-resources/finishes/search>

**Frame Construction**

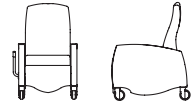
Seat	<ul style="list-style-type: none"> <li>All components are made of WHAD maple</li> <li>Wood seat EZ frame</li> </ul>
Back	<ul style="list-style-type: none"> <li>All components are made of WHAD maple and plywood</li> </ul>
Upholstery	<ul style="list-style-type: none"> <li>7 yds. required based on 54" wide, plain goods</li> <li>Covers are upholstered to the frame using 1/2" stainless steel staples</li> </ul>
Arms	<ul style="list-style-type: none"> <li>European Beech</li> <li>Polyester/metal</li> <li>WHND maple core</li> <li>Powder coated metal, metal/resin</li> <li>Metal/resin</li> </ul>
Assembly	<ul style="list-style-type: none"> <li>Joints on seat, back, and arms are assembled using dowels, glue and narrow crown staples</li> </ul>

**Foam**

Seat	<ul style="list-style-type: none"> <li>Premium grade foam</li> <li>CAL TB 117 Certified Fire Retardant</li> <li>Bonded glue seat, 5" thick</li> </ul>
Back	<ul style="list-style-type: none"> <li>Premium grade foam</li> <li>CAL TB 117 Certified Fire Retardant</li> <li>Bonded glue front and rear back</li> </ul>

**Lite Recliner 1408-SR**

<b>Overall Dimensions</b>	32" w x 36" d x 46" h	<b>Weight</b>	135 lbs.
<b>Seat Dimensions</b>	22" w x 20" d x 20.25" h	<b>Cubic Feet</b>	38
<b>Seat to Top of Back</b>	27.5"	<b>COM</b>	6 yds.
<b>Top of Arm to Floor</b>	28"		



Standard Features	Options Available
<ul style="list-style-type: none"> <li>• Durable steel recliner mechanism</li> <li>• Footrest and back operate independently of one another</li> <li>• Back can be infinitely positioned to any sleep position angle</li> <li>• Upholstered arms, seat and back</li> <li>• Tight cushion</li> <li>• Warm grey (with Silver Ion antimicrobial) powder coated steel foot release lever</li> <li>• 5" Fixed casters in front, 5" swivel rear casters with brake</li> <li>• SCS Indoor Advantage Gold Certified</li> <li>• Limited lifetime warranty</li> <li>• Warranty - recliner components: 5 years</li> </ul>	<ul style="list-style-type: none"> <li>• Wood arm caps</li> <li>• Poly arm caps</li> <li>• Ergo arm rest (left or right side facing)</li> <li>• Thermofoil drop table</li> <li>• Hood</li> <li>• Heated seat and back with standard power cord</li> <li>• Heated seat and back with fully retractable power cord</li> <li>• Push bar</li> <li>• Padded push bar</li> <li>• Back bump guard</li> <li>• Central locking casters</li> <li>• Pull out foot tray</li> <li>• Removable seat and/or back covers</li> <li>• Head pillow</li> </ul>

**Standard Textile & Finish Selection**

<http://carolinabusinessfurniture.com/design-resources/textiles/search>  
<http://carolinabusinessfurniture.com/design-resources/finishes/search>

**Frame Construction**

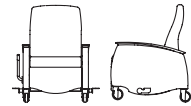
Seat	<ul style="list-style-type: none"> <li>• All components are made of WHAD maple</li> <li>• Wood seat EZ frame</li> </ul>
Back	<ul style="list-style-type: none"> <li>• All components are made of WHAD maple and plywood</li> </ul>
Upholstery	<ul style="list-style-type: none"> <li>• 6 yds. required based on 54" wide, plain goods</li> <li>• Covers are upholstered to the frame using 1/2" stainless steel staples</li> </ul>
Arms	<ul style="list-style-type: none"> <li>• All components are made of WHAD maple and plywood</li> </ul>
Assembly	<ul style="list-style-type: none"> <li>• Joints on seat, back, and arms are assembled using dowels, glue and narrow crown staples</li> </ul>

**Foam**

Seat/Back	<ul style="list-style-type: none"> <li>• Premium Grade Foam</li> <li>• CAL TB 117 Certified Fire Retardant</li> </ul>
-----------	---

**Recliner with Trendelenburg 1417**

<b>Overall Dimensions</b>	39"w x 36"d x 47"h	<b>Weight</b>	200 lbs.
<b>Seat Dimensions</b>	24"w x 20"d x 20.25"h	<b>Cubic Feet</b>	50
<b>Seat to Top of Back</b>	28.5"	<b>COM</b>	7 yds.
<b>Top of Arm to Floor</b>	28"		
<b>Extended Length</b>	75"		



Standard Features	Options Available
<ul style="list-style-type: none"> <li>Painted heavy gauge stamped steel lay flat recliner mechanism with heavy steel Trendelenburg release</li> <li>Trendelenburg mechanism activated via a release lever located at the bottom of the left and right arm panels</li> <li>Footrest and back operate independently of one another</li> <li>Back can be infinitely positioned to any sleep position angle</li> <li>Upholstered arms, seat and back</li> <li>Warm grey (with Silver Ion antimicrobial) powder coated steel foot release lever</li> <li>5" Fixed casters in front, 5" swivel rear casters with brake</li> <li>SCS Indoor Advantage Gold Certified</li> <li>Limited lifetime warranty</li> <li>Warranty - treatment recliner mechanisms: 10 years</li> </ul>	<ul style="list-style-type: none"> <li>Wood arm caps</li> <li>Poly arm caps</li> <li>Ergo arm rest (left or right side facing)</li> <li>Thermofoil drop table</li> <li>Hood</li> <li>Heated seat and back with standard power cord</li> <li>Heated seat and back with fully retractable power cord</li> <li>Push bar</li> <li>Padded push bar</li> <li>Back bump guard</li> <li>Central locking casters</li> <li>Pull out foot tray</li> <li>Removable seat and/or back covers</li> <li>Head pillow</li> <li>Single and double adjustable head rest</li> </ul>

**Standard Textile & Finish Selection**

<http://carolinabusinessfurniture.com/design-resources/textiles/search>  
<http://carolinabusinessfurniture.com/design-resources/finishes/search>

**Frame Construction**

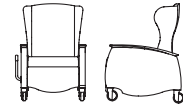
Seat	<ul style="list-style-type: none"> <li>All components are made of WHAD maple</li> <li>Wood seat EZ frame</li> </ul>
Back	<ul style="list-style-type: none"> <li>All components are made of WHAD maple and plywood</li> </ul>
Upholstery	<ul style="list-style-type: none"> <li>7 yds. required based on 54" wide, plain goods</li> <li>Covers are upholstered to the frame using 1/2" stainless steel staples</li> </ul>
Arms	<ul style="list-style-type: none"> <li>All components are made of WHAD maple and plywood</li> </ul>
Assembly	<ul style="list-style-type: none"> <li>Joints on seat, back, and arms are assembled using dowels, glue and narrow crown staples</li> </ul>

**Foam**

Seat/Back	<ul style="list-style-type: none"> <li>Premium Grade Foam</li> <li>CAL TB 117 Certified Fire Retardant</li> </ul>
-----------	---

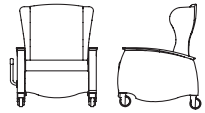
**Wingback Recliner 1408-W**

<b>Overall Dimensions</b>	34"w x 36"d x 47"h	<b>COM 54"</b>	7 yds.
<b>Seat Dimensions</b>	24"w x 20"d x 20.25"h	<b>Shipping Weight</b>	135 lbs.
<b>Seat to Top of Back</b>	28.5"	<b>Cubic Feet</b>	38
<b>Top of Arm to Floor</b>	28"		
<b>Extended Length</b>	75"		



**Wingback Bariatric Recliner 1408-W-OB**

<b>Overall Dimensions</b>	36"w x 36"d x 47"h	<b>COM 54"</b>	7.5 yds.
<b>Seat Dimensions</b>	29"w x 20"d x 20.25"h	<b>Shipping Weight</b>	155 lbs.
<b>Seat to Top of Back</b>	28.5"	<b>Cubic Feet</b>	50
<b>Top of Arm to Floor</b>	28"		
<b>Extended Length</b>	75"		



Standard Features	Options Available
<ul style="list-style-type: none"> <li>Painted heavy gauge stamped steel lay flat recliner mechanism with heavy steel Trendelenburg release</li> <li>Trendelenburg mechanism activated via a release lever located at the bottom of the left and right arm panels</li> <li>Footrest and back operate independently of one another</li> <li>Back can be infinitely positioned to any sleep position angle</li> <li>Upholstered arms, seat and back</li> <li>Warm grey (with Silver Ion antimicrobial) powder coated steel foot release lever</li> <li>5" Fixed casters in front, 5" swivel rear casters with brake</li> <li>SCS Indoor Advantage Gold Certified</li> <li>Limited lifetime warranty</li> <li>Warranty - treatment recliner mechanisms: 10 years</li> </ul>	<ul style="list-style-type: none"> <li>Wood arm caps</li> <li>Poly arm caps</li> <li>Ergo arm rest (left or right side facing)</li> <li>Thermofoil drop table</li> <li>Hood</li> <li>Heated seat and back with standard power cord</li> <li>Heated seat and back with fully retractable power cord</li> <li>Push bar</li> <li>Padded push bar</li> <li>Back bump guard</li> <li>Central locking casters</li> <li>Pull out foot tray</li> <li>Removable seat and/or back covers</li> <li>Head pillow</li> <li>Single and double adjustable head rest</li> </ul>

**Standard Textile & Finish Selection**

<http://carolinabusinessfurniture.com/design-resources/textiles/search>  
<http://carolinabusinessfurniture.com/design-resources/finishes/search>

**Frame Construction**

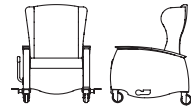
Seat	<ul style="list-style-type: none"> <li>All components are made of WHAD maple</li> <li>Wood seat EZ frame</li> </ul>
Back	<ul style="list-style-type: none"> <li>All components are made of WHAD maple and plywood</li> </ul>
Upholstery	<ul style="list-style-type: none"> <li>7 yds. (1408-W), 7.5 yds. (1408-W-OB) required based on 54" wide, plain goods</li> <li>Covers are upholstered to the frame using 1/2" stainless steel staples</li> </ul>
Arms	<ul style="list-style-type: none"> <li>All components are made of WHAD maple and plywood</li> </ul>
Assembly	<ul style="list-style-type: none"> <li>Joints on seat, back, and arms are assembled using dowels, glue and narrow crown staples</li> </ul>

**Foam**

Seat	<ul style="list-style-type: none"> <li>Premium grade foam</li> <li>CAL TB 117 Certified Fire Retardant</li> <li>Bonded glue seat, 5" thick</li> </ul>
Back	<ul style="list-style-type: none"> <li>Premium grade foam</li> <li>CAL TB 117 Certified Fire Retardant</li> <li>Bonded glue front and rear back</li> </ul>

**Wingback Recliner with Trendelenburg 1417-W**

<b>Overall Dimensions</b>	39" w x 36" d x 47" h	<b>COM 54"</b>	7 yds.
<b>Seat Dimensions</b>	24" w x 20" d x 20.25" h	<b>Shipping Weight</b>	200 lbs.
<b>Seat to Top of Back</b>	28.5"	<b>Cubic Feet</b>	50
<b>Top of Arm to Floor</b>	28"		
<b>Extended Length</b>	75"		



Standard Features	Options Available
<ul style="list-style-type: none"> <li>Painted heavy gauge stamped steel lay flat recliner Mechanism with heavy steel Trendelenburg release</li> <li>Trendelenburg mechanism activated via a release lever located at the bottom of the left and right arm panels</li> <li>Footrest and back operate independently of one another</li> <li>Back can be infinitely positioned to any sleep position angle</li> <li>Upholstered arms, seat and back</li> <li>Tight cushion</li> <li>Warm grey (with Silver Ion antimicrobial) powder coated steel foot release lever</li> <li>5" Fixed casters in front, 5" swivel rear casters with brake</li> <li>SCS Indoor Advantage Gold Certified</li> <li>Limited Lifetime Warranty</li> <li>Warranty - treatment recliner mechanisms: 10 years</li> </ul>	<ul style="list-style-type: none"> <li>Wood arm caps</li> <li>Poly arm caps (black)</li> <li>Ergo arm rest (left or right side facing) **</li> <li>Fold down arm</li> <li>Thermofoil drop table **</li> <li>Hook</li> <li>Heated seat and back with standard power cord</li> <li>Heated seat and back with fully retractable power cord</li> <li>Push bar</li> <li>Padded push bar</li> <li>Back bump guard</li> <li>Central locking casters</li> <li>Pull out foot tray</li> <li>Removable seat cover</li> <li>Head pillow</li> <li>Moisture barrier</li> <li>Multiple textile application</li> <li>CAL TB 133 Certified</li> </ul> <p><i>** Not available with fold down arm option</i></p>

**Standard Textile & Finish Selection**

<http://carolinabusinessfurniture.com/design-resources/textiles/search>  
<http://carolinabusinessfurniture.com/design-resources/finishes/search>

**Frame Construction**

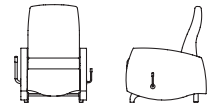
Seat	<ul style="list-style-type: none"> <li>All components are made of WHAD maple</li> <li>Wood seat EZ frame</li> </ul>
Back	<ul style="list-style-type: none"> <li>All components are made of WHAD maple and plywood</li> </ul>
Upholstery	<ul style="list-style-type: none"> <li>7 yds. required based on 54" wide, plain goods</li> <li>Covers are upholstered to the frame using 1/2" stainless steel staples</li> </ul>
Arms	<ul style="list-style-type: none"> <li>All components are made of WHAD maple and plywood</li> </ul>
Assembly	<ul style="list-style-type: none"> <li>Joints on seat, back, and arms are assembled using dowels, glue and narrow crown staples</li> </ul>

**Foam**

Seat/Back	<ul style="list-style-type: none"> <li>Premium Grade Foam</li> <li>CAL TB 117 Certified Fire Retardant</li> </ul>
-----------	---

**Glider Recliner 1408-GR**

<b>Overall Dimensions</b>	35.75" w x 36" d x 45" h	<b>COM 54"</b>	5.75 yds.
<b>Seat Dimensions</b>	24" w x 20" d x 19" h	<b>Shipping Weight</b>	165 lbs.
<b>Seat to Top of Back</b>	26"	<b>Cubic Feet</b>	38
<b>Top of Arm to Floor</b>	26"	<b>Exposed Wood</b>	European Beech
<b>Extended Length</b>	75"		



Standard Features	Options Available
<ul style="list-style-type: none"> <li>• Durable Steel Recliner Mechanism with Automatic Lock-Out when Reclined</li> <li>• Footrest and Back Operate Independently of one another</li> <li>• Back can be infinitely positioned to any sleep position angle</li> <li>• Upholstered Arms, Seat and Back</li> <li>• Tight Cushion</li> <li>• Warm Grey (with Silver Ion antimicrobial) Powder Coated Steel Foot Release Lever</li> <li>• Warm Grey (with Silver Ion antimicrobial) Powder Coated Steel Lock-Out Lever</li> <li>• European Beech Front Legs</li> <li>• Black Cylinder Back Legs</li> <li>• Non-Marring Adjustable Glides</li> <li>• SCS Indoor Advantage Gold Certified</li> <li>• Limited Lifetime Warranty</li> <li>• Warranty - Recliner Components: 5 Years</li> </ul>	<ul style="list-style-type: none"> <li>• Wood Arm Caps</li> <li>• Poly (Soft Polyester) Arm Caps in Black</li> <li>• Ergo Arm Rest (left or right side facing)</li> <li>• Thermofoil Drop Table</li> <li>• Hook</li> <li>• Push Bar</li> <li>• Padded Push Bar</li> <li>• Back Bump Guard</li> <li>• Set of 2 Rear Locking Casters</li> <li>• Removable Covers</li> <li>• Head Pillow</li> <li>• Moisture Barrier</li> <li>• Multiple Textile Application</li> <li>• CAL TB 133 Certified</li> </ul>

**Standard Textile & Finish Selection**

<http://carolinabusinessfurniture.com/design-resources/textiles/search>  
<http://carolinabusinessfurniture.com/design-resources/finishes/search>

**Frame Construction**


Seat	<ul style="list-style-type: none"> <li>• All components are made of WHAD maple</li> <li>• Wood seat EZ frame</li> </ul>
Back	<ul style="list-style-type: none"> <li>• All components are made of WHAD maple and plywood</li> </ul>
Upholstery	<ul style="list-style-type: none"> <li>• 5.75 yds. required based on 54" wide, plain goods</li> <li>• Covers are upholstered to the frame using 1/2" stainless steel staples</li> </ul>
Arms	<ul style="list-style-type: none"> <li>• European Beech</li> <li>• Polyester/metal</li> <li>• WHND maple core</li> <li>• Powder coated metal</li> <li>• Metal/plastic</li> </ul>
Assembly	<ul style="list-style-type: none"> <li>• Joints on seat, back, and arms are assembled using dowels, glue and narrow crown staples</li> </ul>

**Foam**

Seat	<ul style="list-style-type: none"> <li>• Premium grade foam</li> <li>• CAL TB 117 Certified Fire Retardant</li> <li>• Bonded glue seat, 5" thick</li> </ul>
Back	<ul style="list-style-type: none"> <li>• Premium grade foam</li> <li>• CAL TB 117 Certified Fire Retardant</li> <li>• Bonded glue front and rear back</li> </ul>

**Mini Recliner 1487-R**

<b>Overall Dimensions</b>	27"w x 32"d x 42.5"h	<b>COM 54"</b>	3.75 yds.
<b>Seat Dimensions</b>	22.5"w x 20"d x 18"h	<b>Shipping Weight</b>	87 lbs.
<b>Seat to Top of Back</b>	24.5"	<b>Cubic Feet</b>	38
<b>Top of Arm to Floor</b>	25"	<b>Exposed Wood</b>	European Beech
<b>Extended Length</b>	62"		



Standard Features	Options Available
<ul style="list-style-type: none"> <li>• Durable steel recliner mechanism</li> <li>• Upholstered seat and back</li> <li>• Tight cushion</li> <li>• European Beech open arm frame with wood arm cap</li> <li>• European Beech exterior frame</li> <li>• Non-marring adjustable glides</li> <li>• SCS Indoor Advantage Gold Certified</li> <li>• Limited lifetime warranty</li> <li>• Warranty - recliner components: 5 years</li> </ul>	<ul style="list-style-type: none"> <li>• Poly (Soft Polyester) arm caps (black)</li> <li>• Back bump guard</li> <li>• Removable covers</li> <li>• Moisture barrier</li> <li>• Multiple textile application</li> <li>• CAL TB 133 Certified</li> </ul>

**Standard Textile & Finish Selection**

<http://carolinabusinessfurniture.com/design-resources/textiles/search>  
<http://carolinabusinessfurniture.com/design-resources/finishes/search>

**Frame Construction**

<b>Seat</b>	<ul style="list-style-type: none"> <li>• Plywood seat Z frame</li> </ul>
<b>Back</b>	<ul style="list-style-type: none"> <li>• All components are made of WHAD kiln dried maple</li> </ul>
<b>Upholstery</b>	<ul style="list-style-type: none"> <li>• 3.75 yds. required based on 54" wide, plain goods</li> <li>• Covers are upholstered to the frame using 1/2" stainless steel staples</li> </ul>
<b>Arms</b>	<ul style="list-style-type: none"> <li>• All components are made of kiln dried European Beech</li> </ul>
<b>Assembly</b>	<ul style="list-style-type: none"> <li>• Joints on seat, back, and arms are assembled using dowels, mortise and tenons, corner blocks, glue and #8 and #10 screws</li> </ul>

**Foam**

<b>Seat/Back</b>	<ul style="list-style-type: none"> <li>• Premium grade foam</li> <li>• CAL TB 117 Certified Fire Retardant</li> </ul>
------------------	---