

Voyage...a course of travel of passage. Journey into the casual ambience of the Voyage Series and enjoy a stylish, comfortable seating experience in a lighter scale. Featuring two arm options,

this collection offers fully upholstered arms or exposed wood arms; both ergonomically designed for ease of mobility. Also included, ganging tables round out the collection.





Footrest lever, pull-out foot tray

Drop down arm

Single adjustable head rest

Padded push bar



Voyage three-position recliner, open arm



Voyage patient seating



Voyage bariatric seating

# Voyage

## Features

- Upholstered seat and back
- Clean-thru design
- Wall-saver design
- European beech exterior frame
- Field replaceable components
- Non-marring adjustable glides


## Options

- Black poly caps (not available on open arm recliners)

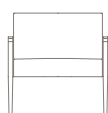
## Full product information

View or download the online price list for complete specification information and statement of line.


## Statement of line




Guest chair  
**1520**  
w24" d26.5" h34"



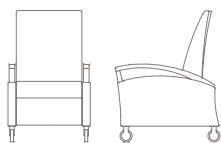
Bariatric chair  
**1520-OB** - bariatric  
**1520-K** - bariatric  
w33" d26.5" h34"



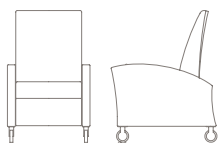
Patient chair  
**1525**  
w24" d26.5" h43.5"



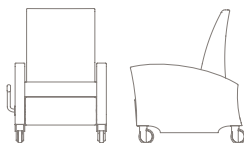
Patient chair, motion back  
**1525-MOTION**  
w24" d26.5" h43.5"



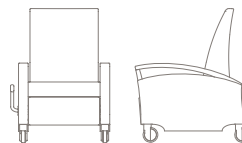
Three position recliner,  
open arm  
**1577WA**  
w27.5" d33" h44"




Three position recliner,  
closed arm  
**1577**  
w27.5" d33" h44"




Recliner, closed arm  
**1507TR**  
w34" d37.5" h45.25"




Recliner, open arm  
**1507WA**  
w34" d37.5" h42.25"




Bariatric recliner, closed arm  
**1507-OB**  
w39" d37.5" h45.25"



Bariatric recliner, open arm  
**1507WA-OB**  
w39" d37.5" h45.25"



Trendelenburg recliner,  
open arm  
**1517WA**  
w42" d37.5" h45.25"



Trendelenburg recliner,  
closed arm  
**1517TR**  
w42" d37.5" h45.25"