





Exposed wood trim arm



Fully upholstered arm




Round cocktail table



**Simple
sophistication**

Embrace demonstrates the perfect blend of practicality and style. Designed for durability and beauty, Embrace can withstand high-traffic areas while offering sophisticated design details like exposed wood and simple stitch patterns. Embrace this classic, modern design to craft timeless spaces.



Round end table




Knife-edge detail adds a modern design aesthetic




Embrace bench seating with bolsters



Bolsters come standard on select models



End panels with tapered legs



Optional Brushed Aluminum bumper rail



Fully upholstered arms with precise stitching details



Tapered European beech legs



Embrace

Features

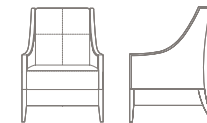
- European beech trimmed upholstered arms
- Tight cushion
- Upholstered seat and back
- Polished aluminum cast legs
- Wall-saver legs
- Tack-in non-marring glide
- Stationary arms standard without arm caps

Options

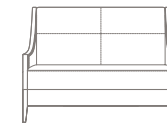
- Option of bumper rail
- European beech wood arm caps
- Multiple fabric applications
- Various finish options available

Full product information


View or download the online price list for complete specification information and statement of line.



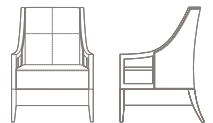
Chair, wood trim arms
EFC1010-1 Wood trim arms
EFC1011-1 Upholstered arms
 w30" d31" h42"



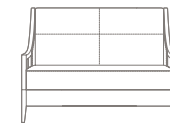
Settee, wood trim arms
EFC1010-2 Wood trim arms
EFC1011-2 Upholstered arms
 w57" d31" h42"




Sofa, wood trim arms
EFC1010-3 Wood trim arms
EFC1011-3 Upholstered arms
 w84" d31" h42"



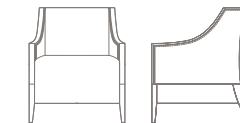
Chair, open arms
EFC1012-1
 w30" d31" h42"




Settee, open arms
EFC1012-2
 w57" d31" h42"




Sofa
EFC1012-3
 w84" d31" h42"



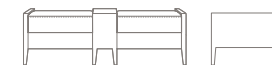
Chair
EFC1020-1 Wood trim arms
EFC1021-1 Upholstered arms
 w30" d31" h36"



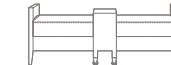
Settee
EFC1020-2 Wood trim arms
EFC1021-2 Upholstered arms
 w57" d31" h36"



Sofa
EFC1020-3 Wood trim arms
EFC1021-3 Upholstered arms
 w84" d31" h36"



Bench with fixed table
EFC1051
 w60" d4" h19"



Bench with sliding table
EFC1052
 w60" d28" h24.5"



Bench with bolsters
EFC1059
 w60" d24" h24"



Round end table
EFC108-18RD
 w18" d18" h23"



Round end table
EFC108-24RD
 w24" d24" h23"



Square end table
EFC108-24SQ
 w24" d24" h23"



Round cocktail table
EFC108-32RD
 w32" d32" h18"



Rectangle console table
EFC108-18X60
 w60" d18" h36"



This collaboration between Iris Dates and Linda Porter Bishop brought together many years of extensive healthcare experience. The pair created several pieces balancing elegance and functionality, basing their approach on the belief that furniture and space itself can comfort and heal.

Research with medical staff allowed them to build in practical, intuitive details like wall protection, bumper-rails and cleanouts. While each designer has been recognized for their individual accomplishments, the designs they created together have received worldwide accreditation and awards.

