


X&O

Modern shapes coupled with new sizes and options extend X&O's classic appeal for stylish spaces. When the power of connectivity is important, X&O's integrated technology options support users. Modern shapes and a multitude of material options make specifying simple and easy.





X&O tapered cube end table



X&O oval egg table with plinth base and solid surface top; featuring Saven rockers



X&O tapered cylinder with plinth base and power



PS-89W data/power



X&O tapered halves with Neom lounge

X&O

Features

- Last digits of model number indicate height; 15" or 20"
- Top options - veneer sides and top or HPL sides and top or solid surface top
- Non-marring adjustable levelers

Options

- 3" Optional plinth base in solid laminate
- 0.5" Solid surface top
- PS-89W data/power

Full product information

View or download the online price list for complete specification information and statement of line.

Statement of line

20" Cylinder
810-20RD-15/20
w20" d20" h15/20"



24" Cylinder
810-24RD-15/20
w24" d24" h15/20"



36" Cylinder
810-36RD-15/20
w36" d36" h15/20"



20" Tapered cylinder
810-20RDT-15/20
w20" d20" h15/20"



24" Tapered cylinder
810-20RDT-15/20
w24" d24" h15/20"



36" Tapered cylinder
810-36RDT-15/20
w36" d36" h15/20"



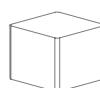
20" Tapered half cylinder
810-20RDTH-15/20
w20" d10" h15/20"



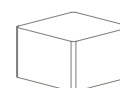
24" Tapered half cylinder
810-24RDTH-15/20
w24" d12" h15/20"



36" Tapered half cylinder
810-36RDTH-15/20
w36" d18" h15/20"



20" Cube
810-20SQ-15/20
w20" d20" h15/20"



24" Cube
810-24SQ-15/20
w24" d24" h15/20"



36" Cube
810-36SQ-15/20
w36" d36" h15/20"



20" Tapered cube
810-20SQTH-15/20
w20" d20" h15/20"



24" Tapered cube
810-24SQTH-15/20
w24" d24" h15/20"



36" Tapered cube
810-36SQTH-15/20
w36" d36" h15/20"



20" Tapered half cube
810-20SQTH-15/20
w20" d10" h15/20"



24" Tapered half cube
810-24SQTH-15/20
w24" d12" h15/20"



36" Tapered half cube
810-36SQTH-15/20
w36" d18" h15/20"



24" Oval egg
810-24OE-15/20
w24" d18" h15/20"



36" Oval egg
810-36OE-15
w36" d27" h15"



48" Oval egg
810-48OE-15
w48" d36" h15"



Our experienced healthcare team at Carolina works closely along side The OFS Design Studio. This collaboration of dynamic backgrounds and geographic origins among industrial design and engineering teammates brings to life the most patient-centered product solutions the healthcare industry has to offer. Pencil sketches, 3D printed

parts and rough prototypes serve as the journey to fine tune the last 10% so that patients, and the people caring for them can experience the difference between good design and great design. Our goal is to deliver design value in a very intentional way where healthcare products are simple, personal and purposeful.