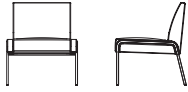


**RULE OF THREE ARMLESS LOUNGE STANDARD FEATURES**

- Armless
- Upholstered seat and back
- Spring seat construction
- Clean-thru design (available on chair and settee)
- Wall-saver design (available on chair and settee)
- Tight cushion
- 3/4" Tubular bent Luster Grey powder coated metal frame inset into upholstered end panel
- White plastic glide fitted into the bottom of tubular leg
- Single textile application

**ARMLESS CHAIR**



w	outside d	h	sw	seat sd	sh	seat to top of back	arm height	weight lbs.	cubic feet
25.75	27	32	22	20	18	14	17.5	35	12

model	yds com (54")	sq ft col	1	com 2	col 3	4	5	6	7	8	9	10	11	12	13	14	15	L1	L2	L3
391-1	2.5	n/a	1,406	1,447	1,494	1,553	1,635	1,753	1,870	1,988	2,105	2,223	2,341	2,458	2,576	2,693	2,811	1,921	2,040	2,156

**ARMLESS LOVESEAT**



w	outside d	h	sw	seat sd	sh	seat to top of back	arm height	weight lbs.	cubic feet
48	27	32	44	20	18	14	17.5	50	24

model	yds com (54")	sq ft col	1	com 2	col 3	4	5	6	7	8	9	10	11	12	13	14	15	L1	L2	L3
391-2	3.5	n/a	1,969	2,027	2,092	2,175	2,290	2,455	2,619	2,784	2,948	3,113	3,277	3,442	3,607	3,771	3,936	2,679	2,845	3,008

**OPTIONS**

Frame Finish	Removable Covers	Fabric/Grade
Standard MSL Luster Grey	Standard X9 No Selection of Option	Selection Required
BWT Bone White BUFF Buff CHLK Chalk SGLD Gold GRPH Graphite HIP Oiled Bronze BKO Onyx POLR Polar SBRZ Soft Bronze HIF Warm Grey	H7 Removable Seat and Back Covers <b>\$226</b> B1L Removable Seat Cover only <b>\$113</b> B1M Removable Back Cover only <b>\$113</b>	Fabric: Grade, Vendor, Pattern, Color

**HOW TO ORDER**

SPECIFY: Frame finish | removable covers | fabric/grade.

See pages 7-16 for information and options on moisture barrier, CAL133, upholstery applications, a complete offering of finishes and ordering details.

**MODEL NUMBER**

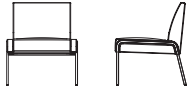
391-1

Frame Finish	Removable Covers	Fabric/Grade
MSL	H7	Grade 7, Maharam, Apt, Sketch

**RULE OF THREE ARMLESS LOUNGE STANDARD FEATURES**

- Armless
- Upholstered seat and back
- Spring seat construction
- Clean-thru design (available on chair and settee)
- Wall-saver design (available on chair and settee)
- Tight cushion
- 3/4" Tubular bent Luster Grey powder coated metal frame inset into upholstered end panel
- White plastic glide fitted into the bottom of tubular leg
- Multiple textile application

**ARMLESS CHAIR - MULTIPLE TEXTILES**



w	outside d	h	sw	seat sd	sh	seat to top of back	arm height	weight lbs.	cubic feet
25.75	27	32	22	20	18	14	17.5	35	12

model	yds com (54")	sq ft col	1	com 2	col 3	4	5	6	7	8	9	10	11	12	13	14	15	L1	L2	L3
<b>Seat</b>																				
391-1-MT	1.25	n/a	459	480	503	532	574	632	691	750	809	868	926	985	1,044	1,103	1,161	731	790	848
<b>Back</b>																				
	1.5	n/a	551	576	604	639	689	759	830	900	971	1,041	1,112	1,182	1,253	1,323	1,394	871	943	1,012
<b>Arm Panel</b>																				
	1.25	n/a	459	480	503	532	574	632	691	750	809	868	926	985	1,044	1,103	1,161	731	790	848

**ARMLESS LOVESEAT - MULTIPLE TEXTILES**



w	outside d	h	sw	seat sd	sh	seat to top of back	arm height	weight lbs.	cubic feet
48	27	32	44	20	18	14	17.5	50	24

model	yds com (54")	sq ft col	1	com 2	col 3	4	5	6	7	8	9	10	11	12	13	14	15	L1	L2	L3
<b>Seat</b>																				
391-2-MT	1.5	n/a	670	695	723	758	808	878	949	1,019	1,090	1,160	1,231	1,301	1,372	1,442	1,513	990	1,062	1,131
<b>Back</b>																				
	1.75	n/a	783	812	845	886	943	1,026	1,108	1,190	1,273	1,355	1,437	1,520	1,602	1,684	1,766	1,152	1,235	1,317
<b>Arm Panel</b>																				
	1.25	n/a	559	580	603	632	674	732	791	850	909	968	1,026	1,085	1,144	1,203	1,261	831	890	948

**OPTIONS**

Frame Finish	Removable Covers	Seat Fabric/Grade	Back Fabric/Grade	Arm Panel Fabric/Grade
Standard MSL Luster Grey	Standard X9 No Selection of Option	Selection Required	Selection Required	Selection Required
BWT Bone White BUFF Buff CHLK Chalk SGLD Gold GRPH Graphite HIP Oiled Bronze BKO Onyx POLR Polar SBRZ Soft Bronze HIF Warm Grey	H7 Removable Seat and Back Covers <b>\$226</b> B1L Removable Seat Cover only <b>\$113</b> B1M Removable Back Cover only <b>\$113</b>	Fabric: Grade, Vendor, Pattern, Color	Fabric: Grade, Vendor, Pattern, Color	Fabric: Grade, Vendor, Pattern, Color

**HOW TO ORDER**

SPECIFY: Frame finish | removable covers | seat fabric/grade | arm panel fabric/grade.

See pages 7-16 for information and options on moisture barrier, CAL133, upholstery applications, a complete offering of finishes and ordering details.

**MODEL NUMBER**

391-1-MT

Frame Finish	Removable Covers	Seat Fabric/Grade	Back Fabric/Grade	Arm Panel Fabric/Grade
MSL	H7	Grade 7, Maharam, Apt, Sketch	Grade 7, Maharam, Apt, Glacier	Grade 7, Maharam, Apt, Stampede

## RULE OF THREE BENCH STANDARD FEATURES

- Armless
- Upholstered seat and back
- Spring seat construction
- Clean-thru design (available on chair and settee)
- Wall-saver design (available on chair and settee)
- Tight cushion
- 3/4" Tubular bent Luster Grey powder coated metal frame inset into upholstered end panel
- White plastic glide fitted into the bottom of tubular leg
- Single textile application

### 48" BENCH



w	outside d	h	sw	seat sd	sh	seat to top of back	arm height	weight lbs.	cubic feet
48	24	18.5	44	24	18.5	n/a	17.5	45	12

model	yds com (54")	sq ft col	1	com 2	col 3	4	5	6	7	8	9	10	11	12	13	14	15	L1	L2	L3
391-B48	2.5	n/a	1,457	1,498	1,545	1,604	1,686	1,804	1,921	2,039	2,156	2,274	2,392	2,509	2,627	2,744	2,862	1,972	2,091	2,207

### OPTIONS

Frame Finish	Removable Covers	Fabric/Grade
Standard MSL Luster Grey	Standard X9 No Selection of Option	Selection Required
BWT Bone White BUFF Buff CHLK Chalk SGLD Gold GRPH Graphite HIP Oiled Bronze BKO Onyx POLR Polar SBRZ Soft Bronze HIF Warm Grey	BIL Removable Seat Cover only <b>\$113</b>	Fabric: Grade, Vendor, Pattern, Color

### HOW TO ORDER

SPECIFY: Frame finish | removable covers | fabric/grade.

See pages 7-16 for information and options on moisture barrier, CAL133, upholstery applications, a complete offering of finishes and ordering details.

### MODEL NUMBER

391-1

Frame Finish	Removable Covers	Fabric/Grade
MSL	BIL	Grade 7, Maharam, Apt, Sketch

**RULE OF THREE BENCH STANDARD FEATURES**

- Armless
- Upholstered seat and back
- Spring seat construction
- Clean-thru design (available on chair and settee)
- Wall-saver design (available on chair and settee)
- Tight cushion
- 3/4" Tubular bent Luster Grey powder coated metal frame inset into upholstered end panel
- White plastic glide fitted into the bottom of tubular leg
- Multiple textile application

**48" BENCH - MULTIPLE TEXTILES**



w	outside d	h	sw	seat sd	sh	seat to top of back	arm height	weight lbs.	cubic feet
48	24	18.5	44	24	18.5	n/a	17.5	45	12

model	yds com (54")	sq ft col	1	com 2	col 3	4	5	6	7	8	9	10	11	12	13	14	15	L1	L2	L3
<b>Seat</b>																				
391-B48-MT	1.5	n/a	800	825	853	888	938	1,008	1,079	1,149	1,220	1,290	1,361	1,431	1,502	1,572	1,643	1,120	1,192	1,261
<b>Arm Panel</b>																				
	1.25	n/a	667	688	711	740	782	840	899	958	1,017	1,076	1,134	1,193	1,252	1,311	1,369	939	998	1,056

**OPTIONS**

Frame Finish	Removable Covers	Seat Fabric/Grade	Arm Panel Fabric/Grade
Standard MSL Luster Grey	Standard X9 No Selection of Option	Selection Required	Selection Required
BWT Bone White BUFF Buff CHLK Chalk SGLD Gold GRPH Graphite HIP Oiled Bronze BKO Onyx POLR Polar SBRZ Soft Bronze HIF Warm Grey	BIL Removable Seat Cover only <b>\$113</b>	Fabric: Grade, Vendor, Pattern, Color	Fabric: Grade, Vendor, Pattern, Color

**HOW TO ORDER**

SPECIFY: Frame finish | removable covers | seat fabric/grade | arm panel fabric/grade.

See pages 7-16 for information and options on moisture barrier, CAL133, upholstery applications, a complete offering of finishes and ordering details.

**MODEL NUMBER**

391-1-MT

Frame Finish	Removable Covers	Seat Fabric/Grade	Arm Panel Fabric/Grade
MSL	BIL	Grade 7, Maharam, Apt, Glacier	Grade 7, Maharam, Apt, Sketch

## RULE OF THREE OPEN ARM LOUNGE STANDARD FEATURES

- Upholstered open arm frame
- Upholstered seat and back
- Spring seat construction
- Clean-thru design
- Wall-saver design
- Tight cushion
- 3/4" Tubular bent Luster Grey powder coated metal frame inset into upholstered arm frame
- White plastic glide fitted into the bottom of tubular leg
- Single textile application

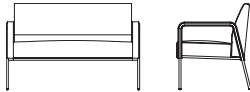
### OPEN ARM CHAIR



w	outside d	h	sw	seat sd	sh	seat to top of back	arm height	weight lbs.	cubic feet
25.75	27	32	22	20	18	14	25	35	12

model	yds com (54")	sq ft col	1	com 2	col 3	4	5	6	7	8	9	10	11	12	13	14	15	L1	L2	L3
392-1	2.75	n/a	1,442	1,487	1,539	1,604	1,694	1,823	1,953	2,082	2,211	2,341	2,470	2,599	2,729	2,858	2,987	2,006	2,137	2,265

### OPEN ARM LOVESEAT



w	outside d	h	sw	seat sd	sh	seat to top of back	arm height	weight lbs.	cubic feet
48	27	32	44	20	18	14	25	50	24

model	yds com (54")	sq ft col	1	com 2	col 3	4	5	6	7	8	9	10	11	12	13	14	15	L1	L2	L3
392-2	4	n/a	2,008	2,074	2,149	2,243	2,375	2,563	2,751	2,939	3,127	3,315	3,503	3,691	3,880	4,068	4,256	2,816	3,005	3,192

### OPTIONS

Arm Cap Finish	Frame Finish	Removable Covers	Fabric/Grade
Standard X9 No Arm Cap Finish	Standard MSL Luster Grey	Standard X9 No Selection of Option	Selection Required
Resin \$244 pair D1N Black D1M Taupe D1FG Folkstone Grey	BWT Bone White BUFF Buff CHLK Chalk SGLD Gold GRPH Graphite HIP Oiled Bronze BKO Onyx POLR Polar SBRZ Soft Bronze HIF Warm Grey	H7 Removable Seat and Back Covers \$226 B1L Removable Seat Cover only \$113 B1M Removable Back Cover only \$113	Fabric: Grade, Vendor, Pattern, Color

### HOW TO ORDER

SPECIFY: Arm cap finish | frame finish | removable covers | fabric/grade.

See pages 7-16 for information and options on moisture barrier, CAL133, upholstery applications, a complete offering of finishes and ordering details.

### MODEL NUMBER

392-1

Arm Cap Finish	Frame Finish	Removable Covers	Fabric/Grade
X9	MSL	H7	Grade 7, Maharam, Apt, Sketch

**RULE OF THREE OPEN ARM LOUNGE STANDARD FEATURES**

- Upholstered open arm frame
- Upholstered seat and back
- Spring seat construction
- Clean-thru design
- Wall-saver design
- Tight cushion
- 3/4" Tubular bent Luster Grey powder coated metal frame inset into upholstered arm frame
- White plastic glide fitted into the bottom of tubular leg
- Multiple textile application

**OPEN ARM CHAIR - MULTIPLE TEXTILES**



w	outside d	h	sw	seat sd	sh	seat to top of back	arm height	weight lbs.	cubic feet
25.75	27	32	22	20	18	14	25	35	12

model	yds com (54")	sq ft col	1	com 2	col 3	4	5	6	7	8	9	10	11	12	13	14	15	L1	L2	L3
<b>Seat</b>																				
392-1-MT	1.25	n/a	421	442	465	494	536	594	653	712	771	830	888	947	1,006	1,065	1,123	693	752	810
<b>Back</b>																				
	1.5	n/a	506	531	559	594	644	714	785	855	926	996	1,067	1,137	1,208	1,278	1,349	826	898	967
<b>Arms</b>																				
	1.75	n/a	590	619	652	693	750	833	915	997	1,080	1,162	1,244	1,327	1,409	1,491	1,573	959	1,042	1,124

**OPEN ARM LOVESEAT - MULTIPLE TEXTILES**



w	outside d	h	sw	seat sd	sh	seat to top of back	arm height	weight lbs.	cubic feet
48	27	32	44	20	18	14	25	50	24

model	yds com (54")	sq ft col	1	com 2	col 3	4	5	6	7	8	9	10	11	12	13	14	15	L1	L2	L3
<b>Seat</b>																				
392-2-MT	1.5	n/a	615	640	668	703	753	823	894	964	1,035	1,105	1,176	1,246	1,317	1,387	1,458	935	1,007	1,076
<b>Back</b>																				
	1.75	n/a	718	747	780	821	878	961	1,043	1,125	1,208	1,290	1,372	1,455	1,537	1,619	1,701	1,087	1,170	1,252
<b>Arms</b>																				
	1.75	n/a	718	747	780	821	878	961	1,043	1,125	1,208	1,290	1,372	1,455	1,537	1,619	1,701	1,087	1,170	1,252

**OPTIONS**

Arm Cap Finish	Frame Finish	Removable Covers	Seat Fabric/Grade	Back Fabric/Grade	Arms Fabric/Grade
Standard X9 No Arm Cap Finish	Standard MSL Luster Grey	Standard X9 No Selection of Option	Selection Required	Selection Required	Selection Required
Resin \$244 pair D1N Black D1M Taupe D1FG Folkstone Grey	BWT Bone White BUFF Buff CHLK Chalk SGLD Gold GRPH Graphite HIP Oiled Bronze BKO Onyx POLR Polar SBRZ Soft Bronze HIF Warm Grey	H7 Removable Seat and Back Covers \$226 B1L Removable Seat Cover only \$113 B1M Removable Back Cover only \$113	Fabric: Grade, Vendor, Pattern, Color	Fabric: Grade, Vendor, Pattern, Color	Fabric: Grade, Vendor, Pattern, Color

**HOW TO ORDER**

SPECIFY: Arm cap finish | frame finish | removable covers | seat fabric/grade | back fabric/grade | fabric/grade.

See pages 7-16 for information and options on moisture barrier, CAL133, upholstery applications, a complete offering of finishes and ordering details.

**MODEL NUMBER**

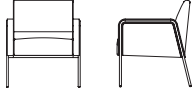
392-1-MT

Arm Cap Finish	Frame Finish	Removable Covers	Seat Fabric/Grade	Back Fabric/Grade	Arms Fabric/Grade
X9	MSL	H7	Grade 7, Maharam, Apt, Stampede	Grade 7, Maharam, Apt, Glacier	Grade 7, Maharam, Apt, Sketch

**RULE OF THREE PANEL ARM LOUNGE STANDARD FEATURES**

- Upholstered arm frame fitted with upholstered panel
- Upholstered seat and back
- Tight cushion
- Spring seat construction
- Clean-thru design
- Wall-saver design
- 3/4" Tubular bent Luster Grey powder coated metal frame inset into upholstered arm frame
- White plastic glide fitted into the bottom of tubular leg
- Single textile application

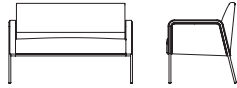
**PANEL ARM CHAIR**



w	outside d	h	sw	seat sd	sh	seat to top of back	arm height	weight lbs.	cubic feet
25.75	27	32	22	20	18	14	25	35	12

model	yds com (54")	sq ft col	1	com 2	col 3	4	5	6	7	8	9	10	11	12	13	14	15	L1	L2	L3
393-1	3.75	n/a	1,666	1,728	1,798	1,886	2,010	2,186	2,363	2,539	2,715	2,892	3,068	3,244	3,421	3,597	3,773	2,425	2,603	2,777

**PANEL ARM LOVESEAT**



w	outside d	h	sw	seat sd	sh	seat to top of back	arm height	weight lbs.	cubic feet
48	27	32	44	20	18	14	25	50	24

model	yds com (54")	sq ft col	1	com 2	col 3	4	5	6	7	8	9	10	11	12	13	14	15	L1	L2	L3
393-2	4.75	n/a	2,200	2,278	2,368	2,479	2,636	2,859	3,082	3,306	3,529	3,752	3,976	4,199	4,422	4,646	4,869	3,154	3,379	3,600

**OPTIONS**

Arm Cap Finish	Frame Finish	Removable Covers	Fabric/Grade
Standard X9 No Arm Cap Finish	Standard MSL Luster Grey	Standard X9 No Selection of Option	Selection Required
Resin \$244 pair D1N Black D1M Taupe D1FG Folkstone Grey	BWT Bone White BUFF Buff CHLK Chalk SGLD Gold GRPH Graphite HIP Oiled Bronze BKO Onyx POLR Polar SBRZ Soft Bronze H1F Warm Grey	H7 Removable Seat and Back Covers \$226 B1L Removable Seat Cover only \$113 B1M Removable Back Cover only \$113	Fabric: Grade, Vendor, Pattern, Color

**HOW TO ORDER**

SPECIFY: Arm cap finish | frame finish | removable covers | fabric/grade.

See pages 7-16 for information and options on moisture barrier, CAL133, upholstery applications, a complete offering of finishes and ordering details.

**MODEL NUMBER**

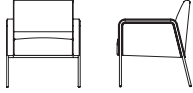
393-1

Arm Cap Finish	Frame Finish	Removable Covers	Fabric/Grade
D1N	MSL	H7	Grade 7, Maharam, Apt, Sketch

**RULE OF THREE PANEL ARM LOUNGE STANDARD FEATURES**

- Upholstered arm frame fitted with upholstered panel
- Upholstered seat and back
- Tight cushion
- Spring seat construction
- Clean-thru design
- Wall-saver design
- 3/4" Tubular bent Luster Grey powder coated metal frame inset into upholstered arm frame
- White plastic glide fitted into the bottom of tubular leg
- Multiple textile application

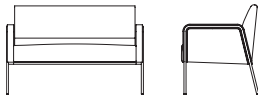
**PANEL ARM CHAIR - MULTIPLE TEXTILES**



w	outside d	h	sw	seat sd	sh	seat to top of back	arm height	weight lbs.	cubic feet
25.75	27	32	22	20	18	14	25	35	12

model	yds com (54")	sq ft col	1	2	3	4	5	6	7	8	9	10	11	12	13	14	15	L1	L2	L3
<b>Seat</b>																				
393-1-MT	1.25	n/a	395	416	439	468	510	568	627	686	745	804	862	921	980	1,039	1,097	667	726	784
<b>Back</b>																				
	1.5	n/a	475	500	528	563	613	683	754	824	895	965	1,036	1,106	1,177	1,247	1,318	795	867	936
<b>Panel Arms</b>																				
	2.75	n/a	870	915	967	1,032	1,122	1,251	1,381	1,510	1,639	1,769	1,898	2,027	2,157	2,286	2,415	1,434	1,565	1,693

**PANEL ARM LOVESEAT - MULTIPLE TEXTILES**



w	outside d	h	sw	seat sd	sh	seat to top of back	arm height	weight lbs.	cubic feet
48	27	32	44	20	18	14	25	50	24

model	yds com (54")	sq ft col	1	2	3	4	5	6	7	8	9	10	11	12	13	14	15	L1	L2	L3
<b>Seat</b>																				
393-2-MT	1.5	n/a	564	589	617	652	702	772	843	913	984	1,054	1,125	1,195	1,266	1,336	1,407	884	956	1,025
<b>Back</b>																				
	1.75	n/a	658	687	720	761	818	901	983	1,065	1,148	1,230	1,312	1,395	1,477	1,559	1,641	1,027	1,110	1,192
<b>Panel Arms</b>																				
	2.75	n/a	1,033	1,078	1,130	1,195	1,285	1,414	1,544	1,673	1,802	1,932	2,061	2,190	2,320	2,449	2,578	1,597	1,728	1,856

**OPTIONS**

Arm Cap Finish	Frame Finish	Removable Covers	Seat Fabric/Grade	Back Fabric/Grade	Panel Arm Fabric/Grade
<b>Standard</b> X9 No Arm Cap Finish	<b>Standard</b> MSL Luster Grey	<b>Standard</b> X9 No Selection of Option	<b>Selection Required</b>	<b>Selection Required</b>	<b>Selection Required</b>
Resin \$244 pair D1N Black D1M Taupe D1FG Folkstone Grey	BWT Bone White BUFF Buff CHLK Chalk SGLD Gold GRPH Graphite HIP Oiled Bronze BKO Onyx POLR Polar SBRZ Soft Bronze HIF Warm Grey	H7 Removable Seat and Back Covers \$226 B1L Removable Seat Cover only \$113 B1M Removable Back Cover only \$113	Fabric: Grade, Vendor, Pattern, Color	Fabric: Grade, Vendor, Pattern, Color	Fabric: Grade, Vendor, Pattern, Color

**HOW TO ORDER**

SPECIFY: Arm cap finish | frame finish | removable covers | seat fabric/grade | back fabric/grade | panel arm fabric/grade.  
See pages 7-16 for information and options on moisture barrier, CAL133, upholstery applications, a complete offering of finishes and ordering details.

**MODEL NUMBER**

393-1-MT

Arm Cap Finish	Frame Finish	Removable Covers	Seat Fabric/Grade	Back Fabric/Grade	Panel Arm Fabric/Grade
D1N	MSL	H7	Grade 7, Maharam, Apt, Stampede	Grade 7, Maharam, Apt, Glacier	Grade 7, Maharam, Apt, Sketch



**RULE OF THREE WOOD ARM LOUNGE STANDARD FEATURES**

- Wood open arm frame
- Upholstered seat and back
- Tight cushion
- Spring seat construction
- Clean-thru design
- Wall-saver design
- 3/4" Tubular bent Luster Grey powder coated metal frame inset into upholstered arm frame
- White plastic glide fitted into the bottom of tubular leg
- Single textile application

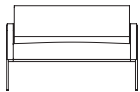
**WOOD ARM CHAIR**



w	outside		h	sw	seat		sh	seat to top of back							arm height	weight lbs.	cubic feet							
	d				sd			1	2	3	4	5	6	7	8	9	10	11	12	13	14	15		
25.75	27	32		22	20	18		14														25	35	12

model	yds com (54")	sq ft col	1	com 2	col 3	4	5	6	7	8	9	10	11	12	13	14	15	L1	L2	L3
394-1	1.75	n/a	1,690	1,719	1,752	1,793	1,850	1,933	2,015	2,097	2,180	2,262	2,344	2,427	2,509	2,591	2,673	2,059	2,142	2,224

**WOOD ARM LOVESEAT**



w	outside		h	sw	seat		sh	seat to top of back							arm height	weight lbs.	cubic feet							
	d				sd			1	2	3	4	5	6	7	8	9	10	11	12	13	14	15		
48	27	32		44	20	18		14														25	50	24

model	yds com (54")	sq ft col	1	com 2	col 3	4	5	6	7	8	9	10	11	12	13	14	15	L1	L2	L3
394-2	3	n/a	2,071	2,120	2,177	2,247	2,346	2,487	2,628	2,769	2,910	3,051	3,193	3,334	3,475	3,616	3,757	2,684	2,826	2,966

**OPTIONS**

Wood Arm Finish	Arm Cap Finish	Frame Finish	Removable Covers	Fabric/Grade
<b>Selection Required</b>	<b>Standard</b> X9 No Arm Cap Finish	<b>Standard</b> MSL Luster Grey	<b>Standard</b> X9 No Selection of Option	<b>Selection Required</b>
MMC BUW MVW MBM OSL QEC DST MNW MHM PCO MLC EBW MGW MRO MGO	Resin \$244 pair DIN Black DIM Taupe DIFG Folkstone Grey	BWT Bone White BUFF Buff CHLK Chalk SGLD Gold GRPH Graphite HIP Oiled Bronze BKO Onyx POLR Polar SBRZ Soft Bronze HIF Warm Grey	H7 Removable Seat and Back Covers \$226 B1L Removable Seat Cover only \$113 B1M Removable Back Cover only \$113	Fabric: Grade, Vendor, Pattern, Color

**HOW TO ORDER**

SPECIFY: Wood arm finish | arm cap finish | frame finish | removable covers | fabric/grade.

See pages 7-16 for information and options on moisture barrier, CAL133, upholstery applications, a complete offering of finishes and ordering details.

**MODEL NUMBER**

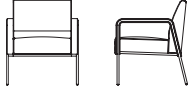
394-1

Wood Arm Finish	Arm Cap Finish	Powder Coat Finish	Removable Covers	Fabric/Grade
MBM	X9	MSL	H7	Grade 7, Maharam, Apt, Sketch

**RULE OF THREE WOOD ARM LOUNGE STANDARD FEATURES**

- Wood open arm frame
- Upholstered seat and back
- Tight cushion
- Spring seat construction
- Clean-thru design
- Wall-saver design
- 3/4" Tubular bent Luster Grey powder coated metal frame inset into upholstered arm frame
- White plastic glide fitted into the bottom of tubular leg
- Multiple textile application

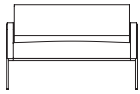
**WOOD ARM CHAIR - MULTIPLE TEXTILES**



w	outside			sw	seat			seat to top of back							arm height	weight lbs.	cubic feet
	d	h		sd	sh												
25.75	27	32		22	20	18	14							25	35	12	

model	yds com (54")	sq ft col	1	com 2	col 3	4	5	6	7	8	9	10	11	12	13	14	15	L1	L2	L3
<b>Seat</b>																				
394-1-MT	1.25	n/a	788	809	832	861	903	961	1,020	1,079	1,138	1,197	1,255	1,314	1,373	1,432	1,490	1,060	1,119	1,177
<b>Back</b>																				
	1.5	n/a	946	971	999	1,034	1,084	1,154	1,225	1,295	1,366	1,436	1,507	1,577	1,648	1,718	1,789	1,266	1,338	1,407

**WOOD ARM LOVESEAT - MULTIPLE TEXTILES**



w	outside			sw	seat			seat to top of back							arm height	weight lbs.	cubic feet
	d	h		sd	sh												
48	27	32		44	20	18	14							25	50	24	

model	yds com (54")	sq ft col	1	com 2	col 3	4	5	6	7	8	9	10	11	12	13	14	15	L1	L2	L3
<b>Seat</b>																				
394-2-MT	1.5	n/a	961	986	1,014	1,049	1,099	1,169	1,240	1,310	1,381	1,451	1,522	1,592	1,663	1,733	1,804	1,281	1,353	1,422
<b>Back</b>																				
	1.75	n/a	1,121	1,150	1,183	1,224	1,281	1,364	1,446	1,528	1,611	1,693	1,775	1,858	1,940	2,022	2,104	1,490	1,573	1,655

**OPTIONS**

Wood Arm Finish	Arm Cap Finish	Frame Finish	Removable Covers	Seat Fabric/Grade	Back Fabric/Grade
<b>Selection Required</b>	<b>Standard X9</b> No Arm Cap Finish	<b>Standard MSL</b> Luster Grey	<b>Standard X9</b> No Selection of Option	<b>Selection Required</b>	<b>Selection Required</b>
MMC BUW MVW MBM OSL QEC DST MNW MHM PCO MLC EBY MGW MRO MGO	Resin \$244 pair D1N Black D1M Taupe D1FG Folkstone Grey	BWT Bone White BUFF Buff CHLK Chalk SGLD Gold GRPH Graphite HIP Oiled Bronze BKO Onyx POLR Polar SBRZ Soft Bronze HIF Warm Grey	H7 Removable Seat and Back Covers \$226 B1L Removable Seat Cover only \$113 B1M Removable Back Cover only \$113	<b>Fabric:</b> Grade, Vendor, Pattern, Color	<b>Fabric:</b> Grade, Vendor, Pattern, Color

**HOW TO ORDER**

SPECIFY: Wood arm finish | arm cap finish | frame finish | removable covers | seat fabric/grade | back fabric/grade.  
See pages 7-16 for information and options on moisture barrier, CAL133, upholstery applications, a complete offering of finishes and ordering details.

**MODEL NUMBER**

394-1-MT

Wood Arm Finish	Arm Cap Finish	Powder Coat Finish	Removable Covers	Seat Fabric/Grade	Back Fabric/Grade
MBM	X9	MSL	H7	Grade 7, Maharam, Apt, Glacier	Grade 7, Maharam, Apt, Sketch