

**Bedside Cabinet, Three Drawers TH-W1721BC1**

**Overall Dimensions** 17" w x 21.5" d x 30" h **Weight** 58 lbs.



**Bedside Cabinet, One Drawer, Open on bottom TH-W2221BC3**

**Overall Dimensions** 21.5" w x 21.5" d x 30" h **Weight** 55 lbs.



**Bedside Cabinet, One Drawer, One Hinged Door TH-W1721LBC4**

**Overall Dimensions** 17" w x 21.5" d x 30" h **Weight** 50 lbs.



**Wood Dresser, Three Drawers TH-W3421DR**

**Overall Dimensions** 33.5" w x 21.5" d x 30" h **Weight** 58 lbs.



Standard Features	Options Available
<ul style="list-style-type: none"> <li>Vented back</li> <li>Adjustable levelers</li> </ul>	<ul style="list-style-type: none"> <li>Flat, framed or radius door/drawer style</li> <li>Multiple top edge options</li> <li>Pull options</li> <li>Straight, square, cathedral, tapered casters/feet</li> <li>Vented back panel</li> <li>Locking drawer</li> </ul>

**Wardrobe TH-W7136WD1**

**Overall Dimensions** 36" w x 25" d x 71.25" h **Weight** 243 lbs.



**Storage/Wardrobe Cabinet TH-W7144LSC**

**Overall Dimensions** 44" w x 25" d x 71.25" h **Weight** 296 lbs.



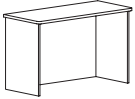
**Storage Wardrobe TH-W7120RSW**

**Overall Dimensions** 20" w x 25" d x 71.25" h **Weight** 142 lbs.




Standard Features	Options Available
<ul style="list-style-type: none"> <li>• Vented back</li> <li>• Adjustable levelers</li> <li>• Doors with concealed adjustable hinges</li> <li>• Doors open 120°</li> </ul>	<ul style="list-style-type: none"> <li>• Flat, framed or radius door/drawer style</li> <li>• Multiple top edge options</li> <li>• Pull options</li> <li>• Vented back panel</li> <li>• Locking drawer</li> </ul>

**Writing Desk Shell TH-W4821WDS**

<b>Overall Dimensions</b>	48" w x 21.5" d x 30.5" h	<b>Weight</b>	108 lbs.	
---------------------------	---------------------------	---------------	----------	---

**Writing Desk, One Drawer TH-W4821LDWD**


<b>Overall Dimensions</b>	48" w x 21.5" d x 30.5" h	<b>Weight</b>	132 lbs.	
---------------------------	---------------------------	---------------	----------	---

**Writing Desk, Three Drawers TH-W4821LPWD**

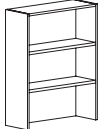
<b>Overall Dimensions</b>	48" w x 21.5" d x 30.5" h	<b>Weight</b>	165 lbs.	
---------------------------	---------------------------	---------------	----------	---

Standard Features	Options Available
<ul style="list-style-type: none"> <li>• Adjustable levelers</li> <li>• The desk is recommended to be positioned against a wall due to the back portion being unfinished</li> </ul>	<ul style="list-style-type: none"> <li>• Veneer or HPL drawer finish</li> <li>• Flat, framed, or radius drawer style</li> <li>• Multiple pull options</li> <li>• Straight, square, or cathedral base rail/feet</li> <li>• Rigid or premium finished vented back panel</li> <li>• Locking drawer</li> </ul>

**Dresser Hutch, Four Drawer TH-W3233HN**

<b>Overall Dimensions</b>	32" w x 12" d x 33" h	<b>Weight</b>	62 lbs.	
---------------------------	-----------------------	---------------	---------	---

**Dresser Hutch, Three Drawer TH-W3241N**

<b>Overall Dimensions</b>	32" w x 12" d x 41.25" h	<b>Weight</b>	71 lbs.	
---------------------------	--------------------------	---------------	---------	---

#### Standard Textile & Finish Selection

---

<http://carolina.ofs.com/resources/textiles>  
<http://carolina.ofs.com/resources/finishes>

#### Frame Construction

---

- |         |  |
|---------|--|
| Case    | <ul style="list-style-type: none"><li>• 3/4" 3 ply veneer panels</li><li>• Tenon &amp; groove construction with glue method and cam locks</li><li>• Structural joints are secured by 16 gauge steel angle brackets</li></ul> |
| Drawers | <ul style="list-style-type: none"><li>• Dark maple-finished vinyl drawers use four sided miter construction</li></ul>  |

#### Drawer Suspension

---

- Black 3/4 extension lever release drawer side
- Ball bearing nylon rollers
- Limited lifetime warranty

**Bedside Cabinet, Three Drawers** TH-M1721BC1

**Overall Dimensions** 17" w x 21.5" d x 30" h      **Weight** 58 lbs.



**Bedside Cabinet, One Drawer, Open on bottom** TH-M2221BC3

**Overall Dimensions** 21.5" w x 21.5" d x 30" h      **Weight** 55 lbs.



**Bedside Cabinet, One Drawer, One Hinged Door** TH-M1721LBC4

**Overall Dimensions** 17" w x 21.5" d x 30" h      **Weight** 50 lbs.



**Wood Dresser, Three Drawers** TH-M3421DR

**Overall Dimensions** 33.5" w x 21.5" d x 30" h      **Weight** 58 lbs.



Standard Features	Options Available
<ul style="list-style-type: none"> <li>Vented back</li> <li>Adjustable levelers</li> </ul>	<ul style="list-style-type: none"> <li>Flat, framed or radius door/drawer style</li> <li>Multiple top edge options</li> <li>Pull options</li> <li>Straight, square, cathedral, tapered casters/feet</li> <li>Vented back panel</li> <li>Locking drawer</li> </ul>

**Wardrobe** TH-M7136WD1

**Overall Dimensions** 36" w x 25" d x 71.25" h      **Weight** 243 lbs.



**Storage/Wardrobe Cabinet** TH-M7144LSC

**Overall Dimensions** 44" w x 25" d x 71.25" h      **Weight** 296 lbs.



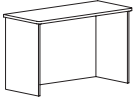
**Storage Wardrobe** TH-M7120RSW

**Overall Dimensions** 20" w x 25" d x 71.25" h      **Weight** 142 lbs.




Standard Features	Options Available
<ul style="list-style-type: none"> <li>Vented back</li> <li>Adjustable levelers</li> <li>Doors with concealed adjustable hinges</li> <li>Doors open 120°</li> </ul>	<ul style="list-style-type: none"> <li>Flat, framed or radius door/drawer style</li> <li>Multiple top edge options</li> <li>Pull options</li> <li>Vented back panel</li> <li>Locking drawer</li> </ul>

**Writing Desk Shell TH-M4821WDS**

<b>Overall Dimensions</b>	48" w x 21.5" d x 30.5" h	<b>Weight</b>	108 lbs.	
---------------------------	---------------------------	---------------	----------	---

**Writing Desk, One Drawer TH-M4821LDWD**

<b>Overall Dimensions</b>	48" w x 21.5" d x 30.5" h	<b>Weight</b>	132 lbs.	
---------------------------	---------------------------	---------------	----------	---

**Writing Desk, Three Drawers TH-M4821LPWD**

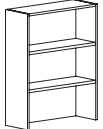
<b>Overall Dimensions</b>	48" w x 21.5" d x 30.5" h	<b>Weight</b>	165 lbs.	
---------------------------	---------------------------	---------------	----------	---

Standard Features	Options Available
<ul style="list-style-type: none"> <li>Adjustable levelers</li> <li>The desk is recommended to be positioned against a wall due to the back portion being unfinished</li> </ul>	<ul style="list-style-type: none"> <li>TFL laminate chassis and drawers</li> <li>Flat, framed, or radius drawer style</li> <li>Multiple pull options</li> <li>Straight, square, or cathedral base rail/feet</li> <li>Rigid or premium finished vented back panel</li> <li>Locking drawer</li> </ul>

**Dresser Hutch, Four Drawer TH-M3233HN**

<b>Overall Dimensions</b>	32" w x 12" d x 33" h	<b>Weight</b>	62 lbs.	
---------------------------	-----------------------	---------------	---------	---

**Dresser Hutch, Three Drawer TH-M3241N**

<b>Overall Dimensions</b>	32" w x 12" d x 41.25" h	<b>Weight</b>	71 lbs.	
---------------------------	--------------------------	---------------	---------	---

## Standard Textile & Finish Selection

---

<http://carolina.ofs.com/resources/textiles>  
<http://carolina.ofs.com/resources/finishes>

## Frame Construction

---

- |         |   |
|---------|---|
| Case    | <ul style="list-style-type: none"><li>• 3/4" 3 ply laminate panels with 1mm PVC banding</li><li>• Tenon &amp; groove construction with glue method and cam locks</li><li>• Structural joints are secured by 16 gauge steel angle brackets</li></ul> |
| Drawers | <ul style="list-style-type: none"><li>• Dark maple-finished vinyl drawers use four sided miter construction</li></ul>   |

## Drawer Suspension

---

- Black 3/4 extension lever release drawer side
- Ball bearing nylon rollers
- Limited lifetime warranty