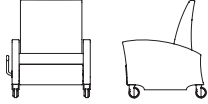


VOYAGE BARIATRIC RECLINER STANDARD FEATURES

- Rated for 750 lbs.
- Durable steel recliner mechanism
- Footrest and back operate independently of one another
- Back can be infinitely positioned to any sleep position angle
- Upholstered seat and back
- Upholstered arms on 1507-OB
- Upholstered arm panels with European beech open arm frame on 1507WA-OB
- Tight cushion
- Warm Grey (with silver ion antimicrobial) powder coated steel foot release lever
- 5" Fixed casters in front, 5" swivel rear casters with brake

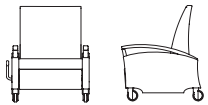
CLOSED ARM BARIATRIC RECLINER



w	outside			sw	seat			seat to top of back	arm height	extended length	weight lbs.	cubic feet
	d	h			sd	sh						
39	37.5	45.25		29	21	21	24.25	27.5	72	153	50	

model	yds com (54")	sq ft col	com 1	col 2	3	4	5	6	7	8	9	10	11	12	13	14	15	L1	L2	L3
1507-OB	6.5	n/a	3,965	4,072	4,194	4,347	4,561	4,867	5,172	5,478	5,784	6,089	6,395	6,701	7,006	7,312	7,618	5,260	5,568	5,871

OPEN ARM BARIATRIC RECLINER



w	outside			sw	seat			seat to top of back	arm height	extended length	weight lbs.	cubic feet
	d	h			sd	sh						
39	37.5	45.25		29	21	21	24.25	27.5	72	153	50	

model	yds com (54")	sq ft col	com 1	col 2	3	4	5	6	7	8	9	10	11	12	13	14	15	L1	L2	L3
1507WA-OB	6.5	n/a	4,437	4,544	4,666	4,819	5,033	5,339	5,644	5,950	6,256	6,561	6,867	7,173	7,478	7,784	8,090	5,732	6,040	6,343

OPTIONS

Arm Caps and Arm Rests	Finish (1507WA-OB only)	Attachments	Seat Back	Caster and Base	Removable Covers	Head Rest	Fabric 1
Standard X9 No Arm Cap	Selection Required	Standard X9 No Selection of Option	Standard X9 No Selection of Option	Standard X9 No Selection of Option	Standard X9 No Selection of Option	Standard X9 No Selection of Option	Selection Required
Black Poly Arm Caps H3S Left Side Facing \$166 H3T Right Side Facing \$166 A4 Pair \$332 Ergo Arm Rests (not available on 1507WA-OB) G1G Left Side Facing \$263 G1H Right Side Facing \$263 H3R Pair \$526	See page 9 for full list of finish options	K9 3DL Drop Table - Right Facing (specify color) \$196 DBH Hook \$100 NOTE: DBH Hook is field installed Heated Seat and Back H1C Standard power cord (not available on 1507WA-OB) \$335 H1D Fully retractable power cord (not available on 1507WA-OB) \$1,264	L2 Push Bar \$163 H1Z Padded Push Bar \$304 L4 Back Bump Guard \$196	CLC Central Locking Casters \$1,049 E1K Pull-Out Foot Tray \$263	H7 Removable Seat and Back Covers \$266 B1L Removable Seat Cover only \$134 B1M Removable Back Cover only \$134	G1F Head Pillow (attached with velcro for comfort and adjustability) (see pricing below)	Fabric: Grade, Vendor, Pattern, Color NOTE: For multiple fabric applications see page 14 for information and pricing

Head Rest Options

yds com (54")	sq ft col	com 1	col 2	3	4	5	6	7	8	9	10	11	12	13	14	15	L1	L2	L3
0.75	n/a	90	102	116	134	159	194	229	265	300	335	370	406	441	476	511	264	300	335

HOW TO ORDER

SPECIFY: Arm caps | wood finish (1507WA-OB only) | attachments | seat back | caster and base | removable covers | head rest | textile pattern and color. See pages 5-14 for information and options on moisture barrier, CAL133, upholstery applications, a complete offering of finishes and ordering details.

MODEL NUMBER


1507WA-OB

Arm Caps and Arm Rests	Finish (1507WA-OB only)	Attachments	Seat Back	Caster and Base	Removable Covers	Head Rest	Fabric 1
X9	MLC	K9	L2	CLC	H7	G1F	Grade 5, Momentum, Row, Breeze

VOYAGE BARIATRIC STANDARD FEATURES

- 1520-OB rated for 500 lbs.
- 1520-K rated for 1,000 lbs.
- Clean-thru design
- Field replaceable components
- Upholstered seat and back
- Wall-saver design
- European beech exterior frame
- Non-marring adjustable glides

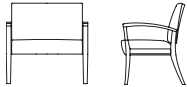
BARIATRIC CHAIR



w	outside			sw	seat			seat to top of back	arm height	weight lbs.	cubic feet
	d	h			sd	sh					
33	26.5	34		30	19.5	17	17	25.5	55	28	

model	yds com (54")	sq ft col	com 1	col 2	3	4	5	6	7	8	9	10	11	12	13	14	15	L1	L2	L3
1520-OB	2	n/a	1,394	1,427	1,465	1,512	1,577	1,671	1,765	1,860	1,954	2,048	2,142	2,236	2,330	2,424	2,518	1,812	1,907	2,000

BARIATRIC CHAIR



w	outside			sw	seat			seat to top of back	arm height	weight lbs.	cubic feet
	d	h			sd	sh					
34	26.5	34		30	19.5	17	17	25.5	60	28	

model	yds com (54")	sq ft col	com 1	col 2	3	4	5	6	7	8	9	10	11	12	13	14	15	L1	L2	L3
1520-K	2	n/a	1,516	1,549	1,587	1,634	1,699	1,793	1,887	1,982	2,076	2,170	2,264	2,358	2,452	2,546	2,640	1,934	2,029	2,122

OPTIONS

Arm Caps	Finish	Removable Covers	Fabric 1
Standard X9 No Arm Cap	Selection Required	Standard X9 No Selection of Option	Selection Required
A4 Poly (black) \$198 pair	See page 9 for full list of finish options	H7 Removable Seat and Back Covers \$210 B1L Removable Seat Cover only \$105 B1M Removable Back Cover only \$105	Fabric: Grade, Vendor, Pattern, Color NOTE: For multiple fabric applications see page 14 for information and pricing

HOW TO ORDER

SPECIFY: Arm caps | wood finish | removable covers | textile pattern and color. See pages 5-14 for information and options on moisture barrier, CAL133, upholstery applications, a complete offering of finishes and ordering details.

MODEL NUMBER

1520-OB

Arm Caps	Finish	Removable Covers	Fabric 1
X9	MLC	H7	Grade 5, Momentum, Row, Breeze