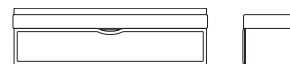


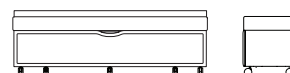
## 68" Sleepover bench 8062-68

<b>Overall Dimensions</b>	68"w x 19"d x 18.5"h	<b>COM 54"</b>	4.25 yds.
<b>Seat Dimensions</b>	68"w x 17"d x 18.5"h	<b>Shipping Weight</b>	175 lbs.
<b>Sleep Surface</b>	68"w x 37"d	<b>Cubic Feet</b>	22



## 76" Sleepover bench 8062-76

<b>Overall Dimensions</b>	76"w x 19"d x 18.5"h	<b>COM 54"</b>	5 yds.
<b>Seat Dimensions</b>	76"w x 17"d x 18.5"h	<b>Shipping Weight</b>	210 lbs.
<b>Sleep Surface</b>	76"w x 37"d	<b>Cubic Feet</b>	22



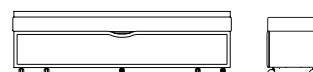
## 68" High back sleepover bench 8063-68

<b>Overall Dimensions</b>	68"w x 19"d x 30.5"h	<b>COM 54"</b>	5.5 yds.
<b>Seat Dimensions</b>	68"w x 17"d x 30.5"h	<b>Shipping Weight</b>	180 lbs.
<b>Sleep Surface</b>	68"w x 37"d	<b>Cubic Feet</b>	31



## 76" High back sleepover bench 8063-76


<b>Overall Dimensions</b>	76"w x 19"d x 30.5"h	<b>COM 54"</b>	5.75 yds.
<b>Seat Dimensions</b>	76"w x 17"d x 30.5"h	<b>Shipping Weight</b>	215 lbs.
<b>Sleep Surface</b>	76"w x 37"d	<b>Cubic Feet</b>	31



Standard Features	Options Available
<ul style="list-style-type: none"> <li>• Upholstered seat and trundle front</li> <li>• Semi-attached folding cushion</li> <li>• Black antimicrobial, Sure-Chek® on sleep surface</li> <li>• Storage located inside trundle</li> <li>• Non-marring adjustable glides</li> <li>• SCS indoor advantage gold certified</li> <li>• Limited lifetime warranty</li> </ul>	<ul style="list-style-type: none"> <li>• 3DL trundle front</li> <li>• 3DL or solid surface back caps</li> <li>• Left or right side facing tablet</li> <li>• HPL tablet</li> <li>• Wall-saver legs</li> </ul>

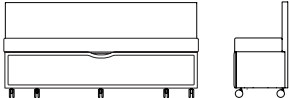
## 68" Sleepover bench with casters 8062-68C

Overall Dimensions	68"w x 19"d x 22.75"h	COM 54"	4.25 yds.
Seat Dimensions	68"w x 17"d x 18.5"h	Shipping Weight	175 lbs.
Sleep Surface	68"w x 37"d	Cubic Feet	22




## 76" Sleepover bench with casters 8062-76C

Overall Dimensions	76"w x 19"d x 22.75"h	COM 54"	5 yds.
Seat Dimensions	76"w x 17"d x 18.5"h	Shipping Weight	210 lbs.
Sleep Surface	76"w x 37"d	Cubic Feet	22



## 68" High back sleepover bench with casters 8063-68C

Overall Dimensions	68"w x 19"d x 32.75"h	COM 54"	5.5 yds.
Seat Dimensions	68"w x 17"d x 30.5"h	Shipping Weight	180 lbs.
Sleep Surface	68"w x 37"d	Cubic Feet	31



## 76" High back sleepover bench with casters 8063-76C

Overall Dimensions	76"w x 19"d x 32.75"h	COM 54"	5.75 yds.
Seat Dimensions	76"w x 17"d x 30.5"h	Shipping Weight	215 lbs.
Sleep Surface	76"w x 37"d	Cubic Feet	31



Standard Features	Options Available
<ul style="list-style-type: none"> <li>Upholstered seat and trundle front</li> <li>Semi-attached folding cushion</li> <li>Black antimicrobial, Sure-Chek® on sleep surface</li> <li>Storage located inside trundle</li> <li>Non-marring adjustable glides</li> <li>SCS indoor advantage gold certified</li> <li>Limited lifetime warranty</li> </ul>	<ul style="list-style-type: none"> <li>3DL trundle front</li> <li>3DL or solid surface back caps</li> <li>Left or right side facing tablet</li> <li>HPL tablet</li> <li>Wall-saver legs</li> </ul>

## Standard Textile & Finish Selection

<http://carolina.ofs.com/design/textiles>  
<http://carolina.ofs.com/design/finishes>

## Frame Construction

Seat	<ul style="list-style-type: none"> <li>Powder coated metal seat frame</li> <li>Cross braces located front to back on the inside frame</li> </ul>
Bench Back	<ul style="list-style-type: none"> <li>All components are made of curved plywood</li> <li>Aligns with sides and base panel with wood dowels after each is upholstered</li> </ul>
Bench Base	<ul style="list-style-type: none"> <li>3/4" plywood, painted back</li> </ul>
Casters	<ul style="list-style-type: none"> <li>7 2 1/2" duel wheel black swivel casers</li> <li>Front two casters are individual locking, swivel casters</li> </ul>
Trundle	<ul style="list-style-type: none"> <li>3/4" TFL white panels</li> <li>Storage bin included with three tension hinges and white polymer liner tray</li> </ul>

## Foam

Seat	<ul style="list-style-type: none"> <li>Premium grade UC - 5" thick top cushion</li> <li>Premium grade UC - 4 3/4" thick bottom cushion</li> <li>California compliant</li> </ul>
Back	<ul style="list-style-type: none"> <li>Premium grade UC - 1/4" thick back and side panels</li> <li>California compliant</li> </ul>
Back Cushion	<ul style="list-style-type: none"> <li>2" Thick, tapered foam</li> <li>1.8 lbs., ILD: 35 poly with .5 ounce fiber covering the face over a .5 plywood board attached to the face of the unit's back panel</li> </ul>