



**carolina**  
an OFS company

## July 2021 Update

---

Effective July 5, 2021, OFS and Carolina will implement a price increase as outlined below. See online pricing tools for most up to date pricing.

### **4.5% increase on the OFS portfolio with exceptions below**

- 2% increase on Agile, Applause, Genus, Impulse, Intermix, Kasura, Pulse, Range, Rein, Staks

### **4.5% increase on the Carolina portfolio with exceptions below**

- 2% increase on Knack, Logique, Mile Marker, Rein+, Reservoir, Theatre, X & O tables

**X&O TABLES STANDARD FEATURES**

- Last digits of model number indicate height; 15" or 20"
- Top options - veneer sides and top or HPL sides and top or solid surface top.
- Non-marring adjustable levelers
- PS-92W power is available only in white

**Optional 3" plinth base:**

- Increases overall table height by three inches



**20" CYLINDER TABLE**



model	w	d	h	wt	cu ft	list
810-20RD-15	20	20	15	40	5	\$ 1,282
810-20RD-20	20	20	20	40	7	\$ 1,335

**24" CLYINDER TABLE**



model	w	d	h	wt	cu ft	list
810-24RD-15	24	24	15	50	7	\$ 1,425
810-24RD-20	24	24	20	50	9	\$ 1,487

**36" CLYINDER TABLE**



model	w	d	h	wt	cu ft	list
810-36RD-15	36	36	15	80	15	\$ 1,998
810-36RD-20	36	36	20	80	19	\$ 2,189

**OPTIONS**

Material Type	Grain Pattern	Finish	Plinth Base	Top	Power
<b>Selection Required</b>	<b>Selection Required</b>	<b>Selection Required</b>	<b>Standard X9</b> No Selection of Option	<b>Standard X9</b> No Selection of Option	<b>Standard X9</b> No Selection of Option
V Veneer	B4Z Quartered	MLC BUW MGW MBM OSL MMC DST MNW MHM PCO QEC EBY MVW MRO MGO <i>Studio Veneer (10% upcharge)</i> SVC C2Q C2P	810-20RD \$69 810-24RD \$103 810-36RD \$135  Solid Laminate - Selection Required BLP FWP GRP RWP SGP	Solid Surface Top - Selection Required  CWS, CSS, DMS, MWS 810-20RD \$475 810-24RD \$672 810-36RD \$1,650	PS-92W \$271 C6X Location on Top  <b>NOTE:</b> Power is available only in white.
	B5A Flat Cut	MLC BUW MVW MHM MMC EBY MBM			
T HPL	X9 HPL	MGP BUP NWP TMP STP RWP CMP DSP MEP COP BLP SGP QEP KDP BEP PCP FWP CHP VMP HNP QRP GRP <i>Textured Laminates (10% upcharge)</i> NGP NHP	<b>NOTE:</b>		

**HOW TO ORDER**

SPECIFY: Material type | finish | plinth base | top | power.

See pages 7-16 for information and options on moisture barrier, CAL133, upholstery applications, a complete offering of finishes and ordering details.

**MODEL NUMBER**

810-20RD-15

Material Type	Grain Pattern	Finish	Plinth Base	Top	Power
V	B4Z	MLC	BLP	CWS	C6X

**X&O TABLES STANDARD FEATURES**

- Last digits of model number indicate height; 15" or 20"
- Top options - veneer sides and top or HPL sides and top or solid surface top.
- Non-marring adjustable levelers
- Tapered cylinder
- PS-92W power is available only in white

**Optional 3" plinth base:**

- Increases overall table height by three inches



**20" TAPERED, CYLINDER TABLE**



model	w	d	h	wt	cu ft	list
810-20RDT-15	20	20	15	40	5	\$ 2,822
810-20RDT-20	20	20	20	40	7	\$ 2,906

**24" TAPERED, CYLINDER TABLE**



model	w	d	h	wt	cu ft	list
810-24RDT-15	24	24	15	50	7	\$ 3,201
810-24RDT-20	24	24	20	50	9	\$ 3,499

**36" TAPERED, CYLINDER TABLE**



model	w	d	h	wt	cu ft	list
810-36RDT-15	36	36	15	80	14	\$ 4,372
810-36RDT-20	36	36	20	80	19	\$ 4,594

**OPTIONS**

Material Type	Grain Pattern	Finish	Plinth Base	Top	Power
<b>Selection Required</b>	<b>Selection Required</b>	<b>Selection Required</b>	<b>Standard</b> X9 No Selection of Option	<b>Standard</b> X9 No Selection of Option	<b>Standard</b> X9 No Selection of Option
V Veneer	B4Z Quartered	MLC BUW MGW MBM OSL MMC DST MNW MHM PCO QEC EB Y MVW MRO MGO <i>Studio Veneer (10% upcharge)</i> SVC C2Q C2P	810-20RDT <b>\$69</b> 810-24RDT <b>\$103</b> 810-36RDT <b>\$135</b>  Solid Laminate - Selection Required BLP FWP GRP RWP SGP	Solid Surface Top - Selection Required  CWS, CSS, DMS, MWS 810-20RDT <b>\$475</b> 810-24RDT <b>\$672</b> 810-36RDT <b>\$1,650</b>	PS-92W <b>\$271</b> C6X Location on Top  NOTE: Power is available only in white.
	B5A Flat Cut	MLC BUW MVW MHM MMC EB Y MBM			
T HPL	X9 HPL	MGP BUP NWP TMP STP RWP CMP DSP MEP COP BLP SGP QEP KDP BEP PCP FWP CHP VMP HNP QRP GRP <i>Textured Laminates (10% upcharge)</i> NGP NHP			

**HOW TO ORDER**

SPECIFY: Material type | grain pattern | finish | plinth base | top | power.

See pages 7-16 for information and options on moisture barrier, CAL133, upholstery applications, a complete offering of finishes and ordering details.

**MODEL NUMBER**

810-20RDT-15

Material Type	Grain Pattern	Finish	Plinth Base	Top	Power
V	B4Z	MLC	BLP	CWS	C6X

**X&O TABLES STANDARD FEATURES**

- Last digits of model number indicate height; 15" or 20"
- Top options - veneer sides and top or HPL sides and top or solid surface top.
- Non-marring adjustable levelers
- Tapered half cylinder
- PS-92W power is available only in white

- Optional 3" plinth base:**
- Increases overall table height by three inches



**20" TAPERED HALF, CYLINDER TABLE**



model	w	d	h	wt	cu ft	list
810-20RDTH-15	20	10	15	30	3	\$ 2,649
810-20RDTH-20	20	10	20	30	4	\$ 2,757

**24" TAPERED HALF, CLYINDER TABLE**



model	w	d	h	wt	cu ft	list
810-24RDTH-15	24	12	15	40	4	\$ 3,029
810-24RDTH-20	24	12	20	40	5	\$ 3,100

**36" TAPERED HALF, CLYINDER TABLE**



model	w	d	h	wt	cu ft	list
810-36RDTH-15	36	18	15	65	8	\$ 4,085
810-36RDTH-20	36	18	20	65	10	\$ 4,223

**OPTIONS**

Material Type	Grain Pattern	Finish	Plinth Base	Top	Power
<b>Selection Required</b>	<b>Selection Required</b>	<b>Selection Required</b>	<b>Standard</b> X9 No Selection of Option	<b>Standard</b> X9 No Selection of Option	<b>Standard</b> X9 No Selection of Option
V Veneer	B4Z Quartered	MLC BUW MGW MBM OSL MMC DST MNW MHM PCO QEC EBW MVW MRO MGO  <i>Studio Veneer (10% upcharge)</i> SVC C2Q C2P	810-20RDTH \$34 810-24RDTH \$52 810-36RDTH \$69  Solid Laminate - Selection Required BLP FWP GRP RWP SGP	Solid Surface Top - Selection Required  CWS, CSS, DMS, MWS 810-20RDTH \$237 810-24RDTH \$338 810-36RDTH \$825	PS-92W \$271 C6X Location on Top C6Y Location on Side  NOTE: Only one power supply can be specified per table. Power is available only in white.
	B5A Flat Cut	MLC BUW MVW MHM MMC EBW MBM			
T HPL	X9 HPL	MGP BUP NWP TMP STP RWP CMP DSP MEP COP BLP SGP QEP KDP BEP PCP FWP CHP VMP HNP QRP GRP  <i>Textured Laminates (10% upcharge)</i> NGP NHP			

**HOW TO ORDER**

SPECIFY: Material type | grain pattern | finish | plinth base | top | power.

See pages 7-16 for information and options on moisture barrier, CAL133, upholstery applications, a complete offering of finishes and ordering details.

**MODEL NUMBER**

810-20RDTH-15

Material Type	Grain Pattern	Finish	Plinth Base	Top	Power
V	B4Z	MLC	BLP	CWS	C6X

**X&O TABLES STANDARD FEATURES**

- Last digits of model number indicate height; 15" or 20"
- Top options - veneer sides and top or HPL sides and top or solid surface top.

- Non-marring adjustable levelers
- PS-92W power is available only in white

**Optional 3" plinth base:**

- Increases overall table height by three inches



**20" CUBE TABLE**



model	w	d	h	wt	cu ft	list
810-20SQ-15	20	20	15	40	5	\$ 1,493
810-20SQ-20	20	20	20	40	7	\$ 1,579

**24" CUBE TABLE**



model	w	d	h	wt	cu ft	list
810-24SQ-15	24	24	15	50	7	\$ 1,762
810-24SQ-20	24	24	20	50	9	\$ 1,860

**36" CUBE TABLE**



model	w	d	h	wt	cu ft	list
810-36SQ-15	36	36	15	90	15	\$ 2,378
810-36SQ-20	36	36	20	90	19	\$ 2,574

**OPTIONS**

Material Type	Grain Pattern	Finish	Plinth Base	Top	Power
Selection Required	Selection Required	Selection Required	Standard X9 No Selection of Option	Standard X9 No Selection of Option	Standard X9 No Selection of Option
V Veneer	B4Z Quartered	MLC BUW MGW MBM OSL MMC DST MNW MHM PCO QEC EB Y MVW MRO MGO  Studio Veneer (10% upcharge) SVC C2Q C2P	810-20SQ \$69 810-24SQ \$103 810-36SQ \$135  Solid Laminate - Selection Required BLP FWP GRP RWP SGP	Solid Surface Top - Selection Required  CWS, CSS, DMS, MWS 810-20SQ \$404 810-24SQ \$687 810-36SQ \$1,713	PS-92W \$271 C6X Location on Top  NOTE: Power is available only in white.
	B5A Flat Cut	MLC BUW MVW MHM MMC EB Y MBM			
T HPL	X9 HPL	MGP BUP NWP TMP STP RWP CMP DSP MEP COP BLP SGP QEP KDP BEP PCP FWP CHP VMP HNP QRP GRP  Textured Laminates (10% upcharge) NGP NHP			

**HOW TO ORDER**

SPECIFY: Material type | grain pattern | finish | plinth base | top | power.

See pages 7-16 for information and options on moisture barrier, CAL133, upholstery applications, a complete offering of finishes and ordering details.

**MODEL NUMBER**

810-20SQ-15

Material Type	Grain Pattern	Finish	Plinth Base	Top	Power
V	B4Z	MLC	BLP	CWS	C6X

**X&O TABLES STANDARD FEATURES**

- Last digits of model number indicate height; 15" or 20"
- Top options - veneer sides and top or HPL sides and top or solid surface top.
- Non-marring adjustable levelers
- Tapered cube
- PS-92W power is available only in white

- Optional 3" plinth base:**
- Increases overall table height by three inches



**20" TAPERED, CUBE TABLE**



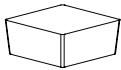
model	w	d	h	wt	cu ft	list
810-20SQT-15	20	20	15	40	5	\$ 2,760
810-20SQT-20	20	20	20	40	7	\$ 2,870

**24" TAPERED, CUBE TABLE**



model	w	d	h	wt	cu ft	list
810-24SQT-15	24	24	15	50	7	\$ 3,153
810-24SQT-20	24	24	20	50	9	\$ 3,444

**36" TAPERED, CUBE TABLE**



model	w	d	h	wt	cu ft	list
810-36SQT-15	36	36	15	90	14	\$ 4,272
810-36SQT-20	36	36	20	90	19	\$ 4,488

**OPTIONS**

Material Type	Grain Pattern	Finish	Plinth Base	Top	Power
Selection Required	Selection Required	Selection Required	Standard X9 No Selection of Option	Standard X9 No Selection of Option	Standard X9 No Selection of Option
V Veneer	B4Z Quartered	MLC BUW MGW MBM OSL MMC DST MNW MHM PCO QEC EBV MVW MRO MGO <i>Studio Veneer (10% upcharge)</i> SVC C2Q C2P	810-20SQT \$69 810-24SQT \$103 810-36SQT \$135  Solid Laminate - Selection Required BLP FWP GRP RWP SGP	Solid Surface Top - Selection Required  CWS, CSS, DMS, MWS 810-20SQT \$404 810-24SQT \$687 810-36SQT \$1,713	PS-92W \$271 C6X Location on Top  NOTE: Power is available only in white.
	B5A Flat Cut	MLC BUW MVW MHM MMC EBV MBM			
T HPL	X9 HPL	MGP BUP NWP TMP STP RWP CMP DSP MEP COP BLP SGP QEP KDP BEP PCP FWP CHP VMP HNP QRP GRP <i>Textured Laminates (10% upcharge)</i> NGP NHP			

**HOW TO ORDER**

SPECIFY: Material type | grain pattern | finish | plinth base | top | power.

See pages 7-16 for information and options on moisture barrier, CAL133, upholstery applications, a complete offering of finishes and ordering details.

**MODEL NUMBER**

810-20SQT-15

Material Type	Grain Pattern	Finish	Plinth Base	Top	Power
V	B4Z	MLC	BLP	CWS	C6X

**X&O TABLES STANDARD FEATURES**

- Last digits of model number indicate height; 15" or 20"
- Top options - veneer sides and top or HPL sides and top or solid surface top.
- Non-marring adjustable levelers
- Tapered half cube
- PS-92W power is available only in white

- Optional 3" plinth base:**
- Increases overall table height by three inches



**20" TAPERED HALF, CUBE TABLE**



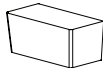
model	w	d	h	wt	cu ft	list
810-20SQTH-15	20	10	15	30	3	\$ 2,185
810-20SQTH-20	20	10	20	30	4	\$ 2,296

**24" TAPERED HALF, CUBE TABLE**



model	w	d	h	wt	cu ft	list
810-24SQTH-15	24	12	15	40	4	\$ 2,465
810-24SQTH-20	24	12	20	40	5	\$ 2,756

**36" TAPERED HALF, CUBE TABLE**



model	w	d	h	wt	cu ft	list
810-36SQTH-15	36	18	15	70	8	\$ 3,239
810-36SQTH-20	36	18	20	70	10	\$ 3,455

**OPTIONS**

Material Type	Grain Pattern	Finish	Plinth Base	Top	Power
<b>Selection Required</b>	<b>Selection Required</b>	<b>Selection Required</b>	<b>Standard</b> X9 No Selection of Option	<b>Standard</b> X9 No Selection of Option	<b>Standard</b> X9 No Selection of Option
V Veneer	B4Z Quartered	MLC BUW MGW MBM OSL MMC DST MNW MHM PCO QEC EBV MVW MRO MGO <i>Studio Veneer (10% upcharge)</i> SVC C2Q C2P	810-20SQTH \$34 810-24SQTH \$52 810-36SQTH \$69	Solid Surface Top - Selection Required  CWS, CSS, DMS, MWS 810-20SQTH \$202 810-24SQTH \$344 810-36SQTH \$857	PS-92W \$271 C6X Location on Top C6Y Location on Side  <b>NOTE:</b> Only one power supply can be specified per table. Power is available only in white.
	B5A Flat Cut	MLC BUW MVW MHM MMC EBV MBM	Solid Laminate - Selection Required BLP FWP GRP RWP SGP		
T HPL	X9 HPL	MGP BUP NWP TMP STP RWP CMP DSP MEP COP BLP SGP QEP KDP BEP PCP FWP CHP VMP HNP QRP GRP <i>Textured Laminates (10% upcharge)</i> NGP NHP			

**HOW TO ORDER**

SPECIFY: Material type | grain pattern | finish | plinth base | top | power.

See pages 7-16 for information and options on moisture barrier, CAL133, upholstery applications, a complete offering of finishes and ordering details.

**MODEL NUMBER**

810-20SQTH-15

Material Type	Grain Pattern	Finish	Plinth Base	Top	Power
V	B4Z	MLC	BLP	CWS	C6X

**X&O TABLES STANDARD FEATURES**

- Last digits of model number indicate height; 15" or 20"
- Top options - veneer sides and top or HPL sides and top or solid surface top.
- Non-marring adjustable levelers
- Oval egg shaped
- PS-92W power is available only in white

**Optional 3" plinth base:**

- Increases overall table height by three inches



**24" OVAL EGG TABLE**



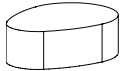
model	w	d	h	wt	cu ft	list
810-24OE-15	24	18	15	45	6	\$ 2,182
810-24OE-20	24	18	20	45	7	\$ 2,292

**36" OVAL EGG TABLE**



model	w	d	h	wt	cu ft	list
810-36OE-15	36	27	15	85	11	\$ 3,110

**48" OVAL EGG TABLE**



model	w	d	h	wt	cu ft	list
810-48OE-15	48	36	15	100	19	\$ 3,719

**OPTIONS**

Material Type	Grain Pattern	Finish	Plinth Base	Top	Power
Selection Required	Selection Required	Selection Required	Standard X9 No Selection of Option	Standard X9 No Selection of Option	Standard X9 No Selection of Option
V Veneer	B4Z Quartered	MLC BUW MGW MBM OSL MMC DST MNW MHM PCO QEC EBW MVW MRO MGO <i>Studio Veneer (10% upcharge)</i> SVC C2Q C2P	810-24OE \$103 810-36OE \$135 810-48OE \$166  Solid Laminate - Selection Required BLP FWP GRP RWP SGP	Solid Surface Top - Selection Required  CWS, CSS, DMS, MWS 810-24OE \$672 810-36OE \$1,650 810-48OE \$1,852	PS-92W \$271 C6X Location on Top  NOTE: Power is available only in white.
	B5A Flat Cut	MLC BUW MVW MHM MMC EBW MBM			
T HPL	X9 HPL	MGP BUP NWP TMP STP RWP CMP DSP MEP COP BLP SGP QEP KDP BEP PCP FWP CHP VMP HNP QRP GRP <i>Textured Laminates (10% upcharge)</i> NGP NHP			

**HOW TO ORDER**

SPECIFY: Material type | grain pattern | finish | plinth base | top | power.

See pages 7-16 for information and options on moisture barrier, CAL133, upholstery applications, a complete offering of finishes and ordering details.

**MODEL NUMBER**

810-24OE-15

Material Type	Grain Pattern	Finish	Plinth Base	Top	Power
V	B4Z	MLC	BLP	CWS	C6X