Staks building blocks

Table of contents

Panels/panel accessories

Panel elevations	3
Panels/assembly tools	4
Panel organizers	5
Privacy panels	6
Panel shelving/tackboards	7
Panel accessories	8

Height adjustable desks

Height adjustable	9-12

Worksurfaces/supports/accessories

Worksurfaces	13
Worksurface supports/brackets	14-18
Worksurface privacy panels	19

Pedestals/floor storage

Pedestals	20-33
Step credenzas	34-35
Floor storage	36
Floor storage cushions	37
Mobile pedestals	38

Above worksurface storage

Wall mounted storage	39-41
Media panels	42-45
Worksurface storage	46
Highback organizers/tackboards	47

Towers/laterals/bookcases

Slide out storage towers	48
Towers	48-52
Bookcases/laterals	53

Power/wire management

Electrical/data	54-55
Power channel	56
Power supplies	57
Wire management	58

Work tools

Lighting	59
Work accessories	60
Binny	61

Panel elevations

- Total height when a panel is used with privacy panels, or panel mounted storage
- Refer to panel overhead and privacy panel sections for additional information

33″h panel

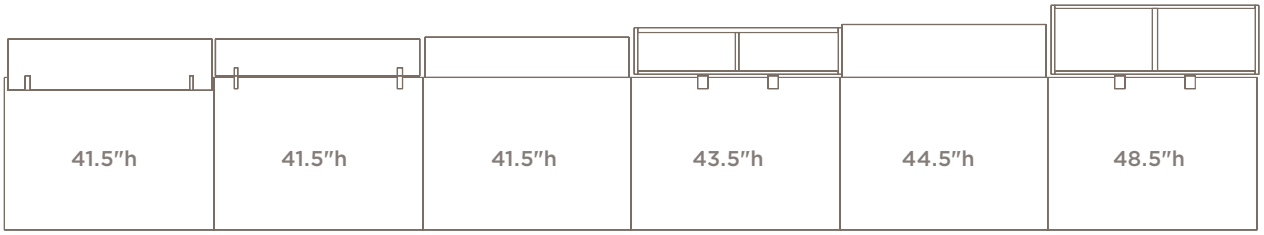

11″h Privacy panel, PVPBKT-1 bracket	8″h Privacy panel, PVPBKT-2 bracket	10″h Privacy panel, panel routed	10″h Organizer, press fit bracket	13″h Privacy panel, panel routed	15″h Organizer, press fit bracket

42″h panel

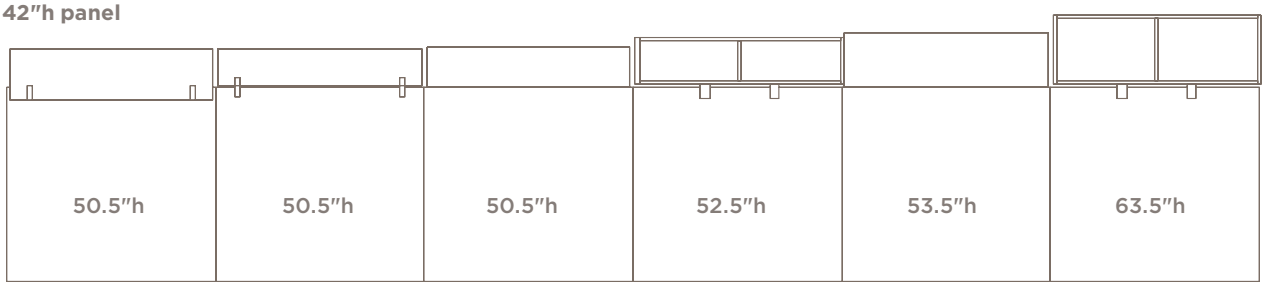

11″h Privacy panel, PVPBKT-1 bracket	8″h Privacy panel, PVPBKT-2 bracket	10″h Privacy panel, panel routed	10″h Organizer, press fit bracket	13″h Privacy panel, panel routed	15″h Organizer, press fit bracket

48″h panel

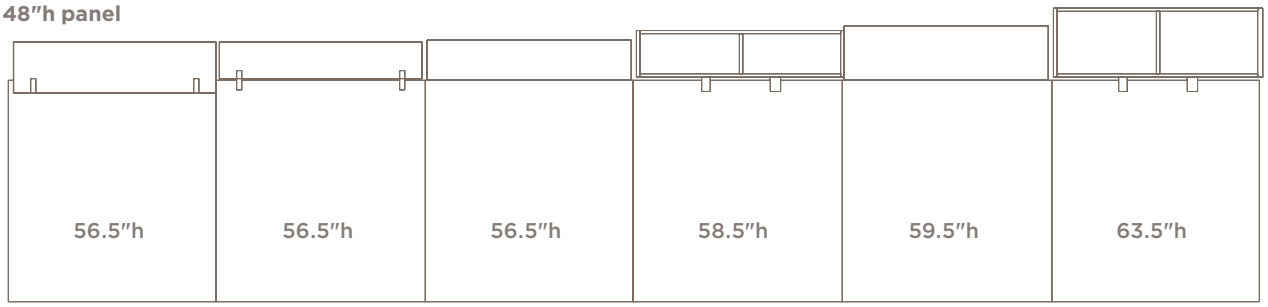

11″h Privacy panel, PVPBKT-1 bracket	8″h Privacy panel, PVPBKT-2 bracket	10″h Privacy panel, panel routed	10″h Organizer, press fit bracket	13″h Privacy panel, panel routed	15″h Organizer, press fit bracket

Panels

- Panels heights: 33″h, 42″h, 48″h
- Widths: available in ½″ increments between 24″w and 59″w
- Vertical grain direction on panels
- Corner options: square or 4″ radius corner
- Panels are supported by connecting into surfaces and storage with brackets
- **Note**: Panels are not freestanding and cannot extend more than 24″w unsupported. See Staks planning guide for additional information
- Wall start available for panel to wall attachment

Square corner (X9)
6-PAN-33/36 (33″h panel)
6-PAN-42/36 (42″h panel)
6-PAN-48/36 (48″h panel)

Left corner (RLCR)

Right corner (RRCR)

Left and right corner (RBCR)

Wall start
SWP-L48 shown

Assembly tools

- It is suggested to order the below tools that pertain to your typical for ease of installation
- Leveler wrench - use to adjust leveler glides on panels and storage items
- Cantilever gauge - use to pilot bore panels for cantilever brackets in both desk and low height mounting applications
- 120 degree panel gauge - use to position panels for 120 degree clusters
- Refer to installation guide for proper use

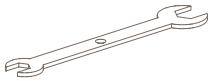

TOOL-1
Leveler wrench

TOOL-2
Cantilever gauge

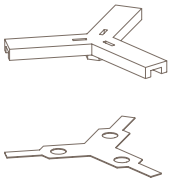

TOOL-3
120 degree panel gauge

Panel organizers

General notes

- Heights: 10″h, 15″h
- 30″w-42″w organizers have two small openings
- 48″w organizers have three small openings
- 54″w-84″w organizers have four small openings
- Single sided and centered split organizers feature models for larger openings, available on widths 54″w and wider
- Organizers must be used with wall panel support, see worksurface supports section
- Organizers are center mounted to panel and attached using press fit brackets
- Organizers can be used in combination with a shared shelf, see panel shelving section

Single sided organizer

- 12.25″d openings
- Openings on one side only

Shared organizer

- 12.25″d openings, two openings per side
- Shared overheads feature openings on both sides, three configurations available
- On side opening organizer is handed left or right

Centered split organizer

- 6.125″d openings on both sides
- Shared overheads feature openings on both sides, three configurations available

Doors

- Doors can be specified on 15″h units only, excluding centered split organizer
- Doors and backs available in veneer, TFL, acrylic, white backed glass, and white dry erase laminate
- Optional locks for veneer and TFL doors

Single sided organizer

Large openings
6-5415SSORG2 15″h shown

Small openings
6-5415SSORG4 15″h shown

Shared organizer

Alternating openings
6-5415SORG4A 15″h shown
6-5415SORG4DA (with doors)

Centered/split openings
6-5415SORG4B 15″h shown
6-5415SORG4DB (with doors)

On side openings
6-5415RSORG4C 15″h right shown
6-5415RSORG4DC (with doors)

Centered split organizer

Large openings
6-5415SORGO2 15″h shown

Small openings
6-5415SORGO4 15″h shown

Privacy panels

Side mount privacy panel

- Privacy panel height: 11″h
- Adds 8.5″ to overall panel height and extends 2.5″ below panel top
- For use along aisle ways only
- Use with PVPBKT-1 saddle bracket

Center mount privacy panel

- Privacy panel height: 8″h, 11″h
- Privacy panel height and bracket offset from panel, adds 8.5″ or 11.5″ to overall panel height
- For use along aisle or spine
- Use with PVPBKT-2 saddle bracket

Routed privacy panel

- Privacy panel height: 10″h, 13″h
- Panel recesses into wall panel by 1.5″
- 10″h privacy panel adds 8.5″ of overall panel height, and 13″h privacy panel adds 11.5″ to overall panel height
- Factory installed route only

Materials

- Privacy panel materials available in variety of acrylic and glass, in clear, frosted and tinted. Refer to privacy panel section in the price guide with below model numbers for available applications and widths

Side mount

6-PVPA-41/11 shown

Center mount

6-PVPA-41/8 shown

Routed

6-PVPA-41/10 shown

Panel shelving

General notes

- Shelving and transaction counters must be used with wall panel support, see worksurface supports section
- Shelving and transaction counters are center mounted to panel and attached using press fit brackets
- Shared shelf can be used alone, or with organizers for a layered look

Shared shelf

- Widths: 39″w-102″w in varying increments

Transaction counter

- Widths: 30″w-84″w in varying increments
- Transaction counter typically used on 42″h panel

Shared shelf

6-SSH-45/13 shown

Transaction counter

6-TRS-42/10 shown

Panel tackboards

- Widths: 27″w-96″w, in ⅛″ increments
- Heights: 12″h, 18″h
- 12″h recommended for 42″h panels, 18″w recommended for 48″h panels
- Available as all square corners, square and rounded corners, or all rounded corners
- Square and rounded corner tackboard is not handed
- Tackboard attaches to panel with heavy duty Velcro

Square

FT30A shown

Square/rounded

FTF10D shown

Rounded

FTR10D shown

Panel accessories

- Planter boxes rest on top of the wall panel and are center mounted. The boxes can be set in any location along the panel width. Available with or without a liner
- Hanging items cannot be used with privacy panel toppers, shelving or organizers
- Markerboard is a 24″x24″ dry erase marker board on both sides. **Note**: Cannot be used above worksurface or storage
- Lamp has a 360 degree rotating lamp, LED bulb, and a 15′ power cord with a cord mounted rocker switch

Small planter

6-PB12

Medium planter

6-PB18

Large planter

6-PB24

Pen holder

6-APH

Coat hook

6-ACH

Bag knob

6-ABK

Markerboard

6-AMB

Lamp

6-ALP

Height adjustable Metal bases

Metal leg rectangular surface

- Use with surfaces 22″d or 30″d, and 48″w to 72″w
- Pneumatic or electric base
- Rectangular or square post leg
- Center or offset leg
- Flat or tubular foot, glide or caster
- Cord is 10′ long

Height adjustable wing top

- 58″w or 70″w, longest depth side is 36″d, shortest is 24″d
- Desk can be left or right handed
- Electric base, flat foot with glide standard
- Cord is 10′ long

Rectangular surface

Rectangular post leg
HA30KCRE shown
(center column)

Square post leg
HA30KCSE shown
(center column)

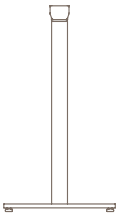

Center leg



Offset leg

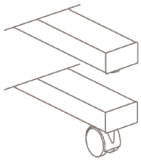

Tubular foot,
glide or caster

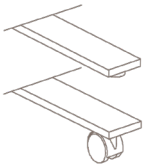

Flat foot,
glide or caster

Wing top

Left hand
6-5836HALWT shown

Right hand
6-5836HARWT shown

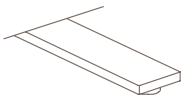

Flat foot,
glide only

Height adjustable Bridge | return | double pedestal

Enclosed height adjustable general notes

- Optional height adjustable modesty for desk models, fixed to underside of surface
- Not recommended for use with tackboards
- Vertical wire management column provided within units

Bridge

- Depth 22″d, widths in 42″w or 48″w
- Center grommet standard

Return

- Depth 22″d, widths in 42″w or 48″w
- Center grommet standard

Double pedestal desk

- Front modesty can be recessed, or symmetrical breakfront
- Box/box/file and file/file storage

Bridge and return

Bridge
6-2248HABR shown

Return
6-2248HARPR shown

Double pedestal desk

Recessed modesty
6-7230HADPR shown

Breakfront modesty
6-7230HADPFT shown

User side

Height adjustable Single pedestal | shell desk

General

- **Note:** Drawer depths are 13.125″d

Single pedestal desk

- Front modesty can be recessed, or asymmetrical breakfront
- Available as stand alone, or with connected bridge or return
- Stand alone desk
  - 30″x60″, 36″x60″, 30″x66″, 36″x66″, 30″x72″, 36″x72″
- Desk with connected bridge or return
  - Desk: 30″x60″, 30″x66″, 36″x66″, 30″x72″, 36″x72″
  - Bridge or return: 42″w or 48″w, depth 22″d
- Grommets
  - Optional on desk positioned left, right, or both
  - Grommets standard on bridge or return

Shell desk

- Front modesty is available in slim symmetrical breakfront only
- Available as stand alone, or with connected bridge or return
- Stand alone desk
  - 30″x60″, 36″x60″, 30″x66″, 36″x66″, 30″x72″, 36″x72″
- Desk with connected bridge or return
  - Desk: 30″x66″, 36″x66″, 30″x72″, 36″x72″
  - Bridge or Return: 42″w or 48″w, depth 22″d
- Grommets
  - Optional desk grommet, positioned left, right, or both
  - Grommet standard on bridge and return

Single pedestal desk

Recessed modesty
6-7230HALPDR shown

Breakfront modesty
6-7230HALPDFT shown

Single pedestal user side
left hand shown

Desk with connected bridge
6-HA7230LPDR2242RB shown

Desk with connected return
6-HA7230LPDR2242RR shown

Shell desk

6-7230HASHEL shown

User side

Desk with connected bridge
6-HA7230SHEL2242RB shown

Desk with connected return
6-HA7230SHEL2242RR shown

Height adjustable Runoff | sweeptop

Runoff desk

- Two surface shapes, rectangular or sweep
- Low height base cabinet, 16.5″d or 22″d
- Two runoff support options, metal column for sweep top, metal column with foot for rectangular top, or panel base for either top
- Two center cabinet configuration options
- Four storage options for approach side and user side, in any combination
- Wire management
  - Grommet standard in base cabinet
  - Optional grommets for main surface

Sweep top sizes

- Overall 68″w x 48″d, surface size 66″w x 46″d
- Overall 68″w x 54″d, surface size 66″w x 52″d
- Overall 68″w x 60″d, surface size 66″w x 58″d
- Overall 74″w x 60″d, surface size 72″w x 58″d

Rectangular top sizes

- Overall 68″w x 48″d, surface size 66″w x 30″d
- Overall 68″w x 54″d, surface size 66″w x 30″d
- Overall 68″w x 60″d, surface size 66″w x 30″d
- Overall 74″w x 60″d, surface size 72″w x 30″d

Surface shapes

Rectangular surface
6-7460HARCTR shown

Sweep top surface
6-7460HASWTR shown

Runoff supports

Column post
For sweep top

Column with foot
For rectangular top

Panel
For sweep or rectangular top

Center cabinet options

Removable panel

Shelf insert

Approach and user side cabinet options

Open with shelf,
Door with shelf

Box file,
Open with metal shelf

Worksurfaces

16.5″d and 22″d Rectangular surfaces available in desk or low height, all other surfaces available in desk height only

- Rectangular: 16.5″d, 22″d, 30″d, 36″d
- Soft rectangular: 22″d, 30″d, 36″d (two rounded corners)
- Bow front: 30″d (36″d at deepest), 36″d (42″d at deepest)
- P Shaped: 36″d at narrow end, 42″d at widest point
- Concave: 30″d at widest point
- Bullet: 30″d, 36″d
- Half bullet left and right: 22″d
- Trapezoid: 22″d at narrow end, 30.5″d at widest point
- Half trapezoid left and right: 22″d at narrow end, 30.5″d at widest point
- Collaborative left and right: 22″d at each end
- Half round: 48″w x 24″d
- Quarter round: 22″d and 30″d connecting ends
- Corner unit: 36.5″w, 42.5″w, 56.5″w 22″ along connecting seam, grain direction can be specified left, right, diagonal or vertical
- 120 degree corner: 35.639″w, 41.639″w, 47.639″w 22″ along connecting seam, diagonal grain direction
- 120 degree extended corner: 57.639″w 22″ along connecting seam, diagonal grain direction
- 120 degree asymmetrical corner, 35.639″w, 41.639″w, 47.639″w, 22″ along connecting seam, diagonal grain direction
  - Surface is shorter on left or right side, depending on hand, to allow for tower connection

Rectangular
6-MCT-72/30 shown

Soft rectangular
6-RST-30 shown

Bow front
6-MBT-72/36 shown

P-Shaped
6-PTL-72/42 shown

Concave
6-CVT-72/30.5 shown

Bullet
6-BT-72/30 shown

Half bullet
6-BTR-72/22 shown

Trapezoid
6-TZT-72/30.5 shown

Half trapezoid
6-TZTL-72/30.25 shown

Collaborative
6-ECTR-72/42 shown
(see reference typical)

Half Round
6-HLF48/24 shown

Quarter round
6-QT22D22 shown

Corner unit
6-CU-36.5/36.5D shown

120 corner
6-CU-35.639/35.936 shown
(see reference typical)

Tri cluster for 120 station
6-CU-93.5/46
(see reference typical)

Asymmetrical for 120 station
6-CU-42.014/57.639 shown
(see reference typical)

Collaborative surface
reference typical

Short corner for 120 station
reference typical

Extended corner for 120 station
reference typical

Asymmetrical for 120 station
reference typical

Supports Main supports

Wing assembly

- Wing end assemblies are used to create a breakfront modesty on desk approach side
- Handed left or right
- Ships KD

End panel

- Vertical grain direction
- MEP models used with additional support
- TEP models include angle brackets for support

H and O legs

- H and O Legs, available with and without insert
- Use with 22″d, 30″d, or 36″d worksurfaces
- Specify as single model, or set of 2

MBAR

- Support bar spans between H and O legs to create a table desk
- Use with MBAR modesty models

Reese leg

- Set of 2 legs with glides, adjustable levelers
- **Note**: Use on rectangular surfaces only, max size of 36x72

Wood leg

- Widths: 20″w, 28″w, 34″w
- Depth: 2.25″d
- Heights: 27.875″h (worksurface height), 40.875″h (standing height
- **Note**: Two legs cannot create a table desk, for runoff support only
- **Note:** Worksurface height legs available as stain on Ash. Standing height legs available in standard or studio paints only

Square leg

- 2″ metal square leg

Cylinder leg

- 4″ dia. metal cylinder

Square column

- 2″ metal square leg with base

Peninsula support

- Metal base

Wing assembly

6-N1630LWA shown

End panel

6-2830TEP shown

H leg

6-30HBPA1 shown with insert

O leg

6-30OB1 shown no insert

MBAR

MBAR-54 shown support bar

MBAR-54MP shown modesty panel

Reese leg

6-R7L

Wood leg

6-22WLB shown

Square leg

6-L2S

Cylinder leg

6-CB4

Square column

SQB-29

Peninsula support

6-PBASE

Supports Intermediate supports

Support panel

- Support panel is used to create L support with end panel or back panel

Support base

- Support base is used to support surfaces at a seam, or support a wider surface at the center, not to be used with wall panels

Static back panel

- Horizontal grain pattern for TFL, vertical grain for veneer
- Optional wire access slot
- **Note**: To specify access slot, minimum back panel width is 22″w

Fold down back panel

- Horizontal grain pattern for TFL, vertical grain for veneer
- Hinged top panel for easy wall access

Support panel

6-2812SP shown

Support base

6-2812SB2 shown

Static back panel

6-28MCBC shown in laminate

optional wire access

Fold down back panel

6-28MFBC shown in laminate

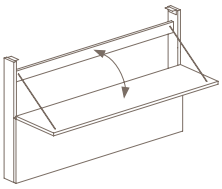

Supports Riser support

General

- Utilize riser support when worksurace transitions from desk to low height, or low to bench height

T riser

- **Note**: Not intended to be used with additional weight on top of the surface

P riser

- Utilize P shape when a hutch or additional storage weight is placed on top of the surface

Drawer riser

- Box drawer riser, handed left or right
- For use with 22″d, 30″d, or 36″d worksurfaces only
- **Note**: Not intended to be used with additional weight on top of the surface

T riser

T-shape riser
6-RSP-18/9.5 shown

P riser

P-shape riser
6-TSP-18/9.5 shown

Drawer riser

Riser drawer pedestal
6-RRSP-1815 shown

Supports Open plan components

Cantilevers

- Open cantilever is standard version used in Staks open plan
- Concealed cantilever can be used along aisle ways on 22″d surfaces. **Note**: Concealed cantilever should not take the place of open cantilevers as main support
- Mini cantilever can be used in pairs to support surface corners

Pedestal to wall brackets

- Used on 19″d pedestals in open plan application
- Use PEDBKT-1 (Z shaped) for standard back pedestals
- Use PEDBKT-2 (L shaped) for hinged back pedestals

Press fit bracket

- Press fit brackets are used to connect transaction counters, shared shelves, and organizers to Staks wall panels

Saddle bracket

- Saddle brackets are used to attach privacy panel to Staks wall panels
- Use PVPBKT-1 for aisle applications
- Use PVPBKT-2 for shared panel applications

Leg to wall bracket

- Height adjustable leg wall panel bracket attaches Staks panel to height adjustable leg
- Set of 2

Wall panel support

- Wall panel support is used to stabilize wall panels when overheads, shared shelving, and transaction counters are specified
- A wall panel support can replace a cantilever

Panel corner support

- Corner shelf required to stabilize wall panels at a corner when using height adjustable tables

Cantilevers

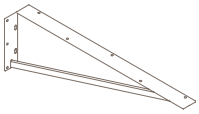

Open cantilever
OWSBKT22 shown

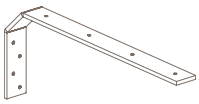

Concealed cantilever
WSBKTC22

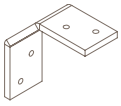

Mini cantilever
WSBKTC

Pedestal to wall brackets

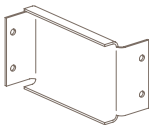

Z shape
PEDBKT-1

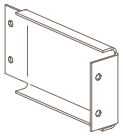

L shape
PEDBKT-2

Press fit bracket

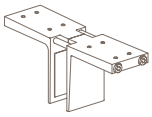

PFBKT-1

Saddle bracket

side mount
PVPBKT-1

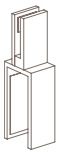

center mount
PVPBKT-2

Leg to wall bracket

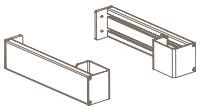

Height adjustable leg to wall panel bracket
6-HAWPB

Wall panel support

6-2812WPSP

Panel corner support

6-2108SHLF

Supports Brackets

Worksurface to storage

- Worksurface to storage brackets connect surfaces to pedestals and tower sides, or surfaces to panels

Worksurface straightener

- Specify when span of unsupported worksurface is greater than 48″w between vertical supports

Clamp plate

- Used to adjoining two surfaces together at a seam

Mounting block

- Mounting block used for PD-1 pencil drawer when worksurface straighteners are used

Privacy panel bracet

- Worksurface privacy panel brackets attaches privacy panel to worksurface top
- Bracket does not permanently attach, uses anti-skid tape
- Use with .25″ thick panel materials only

Modesty brackets

- Undersurface bracket used with acrylic modesty panels. **Note**: TFL and veneer modesty panel models include bracket
- Worksurface edge modesty bracket clamps edge modesty to the front of worksurface
  - WEBKT-1 for acrylic
  - WEBKT-2 for TFL and veneer
  - WEBKT-3 for fabric

Worksurface to storage



Worksurface to storage bracket
SCWBKT-1 shown

Worksurface straightener



Worksurface straightener
SPTR48 shown

Clamp plate

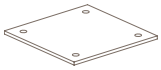

Clamp plate
CP-1

Mounting block

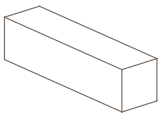

Mounting block
TFBLK

Privacy panel bracket

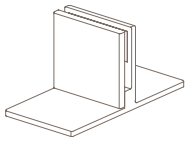

WPPBKT-2

Modesty brackets

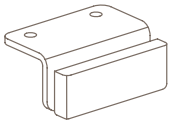

Undersurface modesty
6-MPB-2

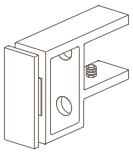

Worksurface edge modesty, acrylic
WEBKT-1

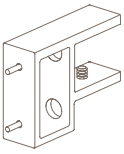

Worksurface edge modesty, wood or TFL
WEBKT-2

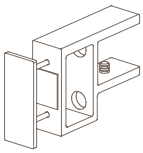

Worksurface edge modesty, fabric
WEBKT-3

Worksurface privacy panels

Below surface modesty

- Extends 12″ below surface
- Horizontal grain for woodgrain TFL modesty, vertical grain for veneer modesty
- Acrylic modesty requires 6-MPB-2 brackets, ordered separately, brackets for TFL and veneer modesty panels will ship standard with the modesty

Worksurface edge modesty

- 23.75″h, extends 11.5″ above surface and 11″ below
- Worksurface edge modesty's are available in TFL, veneer, frosted acrylic, and fabric, all material options can be specified with square or round corners, rounded fabric version only available in limited knits
- All edge modesty styles will offset from surface by 1.5″ to allow for wire management
- Woodgrain TFL modesty will be horizontal grain and must be ordered with bracket style WEBKT-2
- Veneer modesty will be vertical grain and must be ordered with bracket style WEBKT-2
- Optional tackboard available for TFL and veneer worksurface edge modesty's, both square and round
- Acrylic modesty must be ordered with bracket style WEBKT-1, refer to price guide for quantity of brackets needed

Worksurface privacy panel

- Worksurface privacy panels are 11″h
- Acrylic privacy panels only available in 30″d. Requires two WPPBKT-2 brackets, specified separately
- Veneer, TFL and fabric privacy panels are set on only. Brackets are integrated into panel, available in square or rounded edges
- **Note**: Rounded fabric version only available in limited knits
- All set on surface brackets utilize anti-skid tape on underneath side of brackets to prevent movement on the worksurface, but do not permanently attach

Below surface modesty

TFL - horizontal grain
6-KMPD shown

Veneer - vertical grain
6-WMPD shown

Frosted acrylic
6-AMPD shown

Worksurface edge modesty

TFL
6-WEMK-72/23.75 shown

Veneer
6-WEMWS-72/23.75 shown

Optional tackboard
FTR1008 shown

Frosted acrylic
6-WEMAS-72/23.75 shown

Fabric
6-WEMF-72/23.75 shown

Worksurface privacy panel

6-PVPA-30/11

WS-WEMK-30/11 TFL shown
WS-WEMW-30/11 (veneer)

Fabric
WS-WEMFR-30/11 shown

Pedestals Overview

- Pedestals can create three heights: 29″h, 23″h, and 17″h
- Pedestals available for 16.5″d, 22″d, 30″d, and 36″d worksurface applications
- Desk and low height pedestals require a worksurface, specified separately. Bench height pedestals standard with finished top
- Desk and low height pedestals can have finished or unfinished backs. Bench height pedestals standard with finished back
- Parallel or bow pull
- See filing capabilities in Staks open plan planning guide
- **Note**: Pedestals cannot be freestanding

Height reference

Elevation

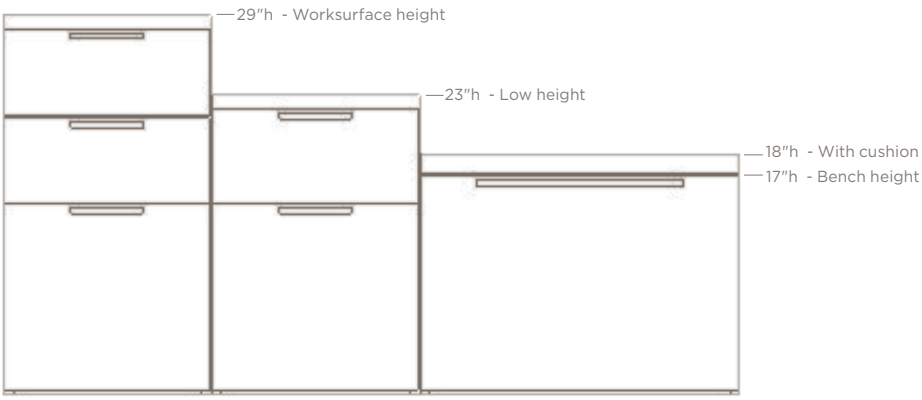

Pedestals Riser and leg supports

General notes

- Riser and leg supports available for most pedestals
- Reference model information on following pages for heights, widths, and depths available per style

Riser support

- 3″h I-beam support, available in TFL or veneer
- For use on 19″d and 22″d pedestals. **Note**: Not for use on pedestals less than 24″w
- Riser insets 4″ from each pedestal end. Riser width will always be 8″ less than total storage width
- Riser can span across multiple pedestals, max total storage width of 90″w
- Support filler available for filling gaps between riser supports. 46″w, field cut to length needed

3″ metal leg support

- 3″h square leg, two per package
- For use on all pedestal depths
- Can straddle pedestal seams to support adjoining pedestals

9.5″ metal leg support

- 9.5″h rectangular leg, two per package
- For use on 19″d and 22″d pedestals
- Two different styles, one for end of run (6-RELEG), and one to adjoin two pedestals at a seam (6-RLEG)

No riser support

Riser support

6-RSR/22-16 shown (for 30″w pedestal)

Riser filler
6-RF-L56

3″ metal leg

6-SLEG

9.5″ metal leg

6-RELEG shown (end leg)
6-RLEG (middle leg)

Pedestals Worksurface height | 16.5″d worksurfaces

General notes

- Height: creates a 29″h worksurface height
- Pedestal model available at full height, or for use with 3″ metal leg (6-SLEG). Note: Top box drawer becomes tray drawer when 3″h metal leg is used
- Widths: 24″w, 30″w, 36″w
- Depth: 16.375″d (16.5″d with finished back option)
- Pedestals cannot be freestanding
- Use with a 16.5″d worksurface, specified separately

Options

- Drawer pedestals: unfinished back standard (LW). Optional finished back (LXT)
- Open shelf pedestals: Finished back standard (LXT). Optional hinged back (FZ)
- No lock standard (NL). Optional locking for drawer pedestals (LCK1). **Note**: Tray drawers are non locking

No riser/leg support

Box/box/file
6-NW3017MPD1 shown

Open/box/file
6-NW3017MPD2 shown

File/file
6-NW3017MPD3 shown

Open with shelf
6-NW3017MPD6 shown

3″h metal leg

Tray/box/file
6-RW3017MPD10 shown

Open/box/file
6-RW3017MPD2 shown

Open with shelf
6-RW3017MPD6 shown

6-SLEG

Pedestals Worksurface height | no riser/leg | 12″w-15.625″w

General notes

- Height: creates a 29″h worksurface height with no riser or leg support
- Widths: Varies by model type, see below
- Depths (LXT finished back): 19″d, 22″d, 27″d, 30″d, 33″d, 36″d. **Note**: Actual unfinished back (LW) depth 1/8″ less than depth noted
- 19″d, 27″d, and 35″d pedestals creates a 2.5″d gap from worksurface edge. Gap for used for wire management in open plan, or recessed modesty in private offices
- Worksurface required, specified separately
- Pedestals cannot be freestanding

Options

- Unfinished back standard on drawer pedestals (LW). Optional finished back (LX). **Note**: CPU pedestal standard with finished back (LXT)
- No lock standard (NL). Optional locking (LCK1)

12″w pedestals

- 12″w utility pedestal features bottom file drawer and two box drawers hidden by top drawer face. Top drawer features box that rests on top drawer
- CPU pedestal features slide out shelf, 8″w interior. Door can be left or right hinged. Side vent opposite hinge location

15.625″w pedestals

- Box drawers can be used with **DA16-1** pencil tray insert. **Note**: For 15.625″w pedestals only

12″w Pedestals

Box/box/file
6-NW1222MPD1
shown

Open/box/file
6-NW1222MPD2
shown

File/file
6-NW1222MPD3
shown

Utility pedestal
6-NW1222MPD13
shown

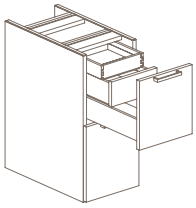

Utility interior

CPU pedestal
6-NW1222MPDR14
shown

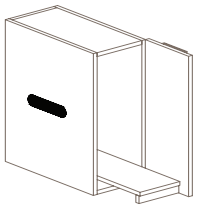

CPU interior

15.625″w Pedestals

Box/box/file
6-NW1622MPD1
shown

Open/box/file
6-NW1622MPD2
shown

File/file
6-NW1622MPD3
shown

Pedestals Worksurface height | no riser/leg | 24″w-48″w

General notes

- Creates a 29″h worksurface height with no riser or leg support
- Widths: Varies by model type, see below
- Depths (finished backs): 19″d, 22″d. **Note**: Actual unfinished back depth 1/8″ less than depth noted
- 19″d pedestal creates a 2.5″d gap from worksurface edge. Gap for used for wire management in open plan, or recessed modesty in private offices
- Worksurface required, specified separately
- Pedestals cannot be freestanding

Options

- Unfinished back standard on drawer pedestals (LW). Optional finished back (LXT). **Note**: Door and open pedestals standard with finished back (LXT)
- No lock standard (NL). Optional locking for drawer and door pedestals (LCK1). 42″w and 48″w sliding door pedestal requires two lock cores (LCK2). **Note**: Multifile box drawers do not lock

30″w Pedestals

Multi file, left
6-NW3022MPD12L
shown

Multi file, right
6-NW3022MPD12R
shown

24″w, 30″w, 36″w Pedestals

Box/box/file
6-NW2422MPD1
shown

Open/box/file
6-NW2422MPD2
shown

Lateral file
6-NW2422MPD3
shown

Double door
6-NW2422MPD4
shown

Sliding door
6-NW2422MPD5
shown

Open with shelf
6-NW2421MPD6
shown

Open no shelf
6-NW2421MPD7
shown

42″w, 48″w Pedestal

Sliding door
6-NW4222MPD5 shown

Pedestals Worksurface height | 3″h metal leg | 12″w-15.625″w

General notes

- Creates a 29″h worksurface height with 3″h metal leg (6-SLEG)
- Widths: Varies by model type, see below
- Depths (finished backs): 19″d, 22″d, 27″d, 30″d, 33″d, 36″d. **Note**: Actual unfinished back depth 1/8″ less than depth noted
- 19″d, 27″d, and 35″d pedestals creates a 2.5″d gap from worksurface edge. Gap for used for wire management in open plan, or recessed modesty in private offices
- Worksurface required, specified separately
- Pedestals cannot be freestanding
- Top drawer is tray drawer

Options

- Unfinished back standard (LW). Optional finished back (LXT)
- No lock standard (NL). Optional locking (LCK1). **Note**: Tray drawer is non locking

12″w-15.625″w pedestals

- Box drawer can be used with DA16-1 pencil tray insert. For 15.625″w pedestals only

12″w Pedestals

Tray/box/file
6-RW1222MPD10
shown

Open/box/file
6-RW1222MPD2
shown

15.625″w Pedestals

Tray/box/file
6-RW1622MPD10
shown

Open/box/file
6-RW1622MPD2
shown

3″h metal leg

6-SLEG

Pedestals Worksurface height | 3″h metal leg or riser | 24″w-48″w

General notes

- Creates a 29″h worksurface height with 3″h metal leg (6-SLEG) or 3″h riser support
- Widths: Varies by model type, see below
- Depths (finished backs): 19″d, 22″d. **Note**: Actual unfinished back depth 1/8″ less than depth noted
- 19″d pedestal creates a 2.5″d gap from worksurface edge. Gap for used for wire management in open plan, or recessed modesty in private offices
- Worksurface required, specified separately
- Pedestals cannot be freestanding

Options

- Unfinished back standard on drawer pedestals (LW). Optional finished back (LXT). **Note**: Door and open pedestals standard with finished back (LXT)
- No lock standard (NL). Optional locking for drawer and door pedestals (LCK1). 42″w and 48″w sliding door pedestal requires two lock cores (LCK2)

24″w, 30″w, 36″w pedestals
shown with 6-SLEG

Tray/box/file
6-RW2422MPD10 shown

Open/box/file
6-RW2422MPD2 shown

Double door
6-RW2422MPD4 shown

Sliding door
6-RW2422MPD5 shown

Open with shelf
6-RW2421MPD6 shown

Open no shelf
6-RW2421MPD7 shown

42″w, 48″w pedestal
shown with 6-SLEG

Sliding door
6-RW4222MPD5 shown

3″h metal leg

6-SLEG

3″h riser support

6-RSR-22/16 shown

Pedestals Worksurface height | 9.5″h metal leg

General notes

- Creates a 29″h worksurface height with 9.5″h leg (6-RELEG)
- Widths: Varies by model type, see below
- Depths (finished backs): 19″d, 22″d, 27″d, 30″d,
- Depths (finished backs): 19″d, 22″d. **Note**: Actual unfinished back depth 1/8″ less than depth noted
- **Note**: Door and open pedestals standard with finished back (LXT)
- 19″d pedestal creates a 2.5″d gap from worksurface edge. Gap for used for wire management in open plan, or recessed modesty in private offices
- Worksurface required, specified separately
- Pedestals cannot be freestanding
- Top drawer is tray drawer
- File and lateral drawer accommodates letter or legal filing

Options

- Unfinished back standard (LW). Optional finished back (LXT)
- No lock standard (NL). Optional locking for drawer and door pedestals (LCK1). 42″w and 48″w sliding door pedestal requires two lock cores (LCK2)

9.5″h metal leg

End leg
6-RELEG

Middle leg
6-RLEG

15.625″w Pedestals

Tray/file
6-RL1622MPD11 shown

Open/file
6-RL1622MPD9 shown

24″w, 30″w, 36″w Pedestals

Tray/file
6-RL2422MPD11 shown

Open/file
6-RL2422MPD9 shown

Double door
6-RL2422MPD4 shown

Sliding door
6-RL2422MPD5 shown

Open with shelf
6-RL2421MPD6 shown

Open no shelf
6-RL2421MPD7 shown

42″w, 48″w Pedestal

Sliding door
6-RL4222MPD5 shown

Pedestals Low height | 16.5″d worksurfaces

General notes

- Height: creates a 23″h worksurface height
- Pedestal model available at full height, or for use with 3″ metal leg (6-SLEG)
- Widths: 24″w, 30″w, 36″w
- Depth: 16.375″d (16.5″d with finished back option)
- Pedestals cannot be freestanding
- Use with a 16.5″d worksurface, specified separately
- Can be used with floor storage cushions, specified separately

Options

- Drawer pedestals: unfinished back standard (LW). Optional finished back (LXT)
- Open shelf pedestals: Finished back standard (LXT). Optional hinged back (FZ)
- No lock standard (NL). Optional locking for drawer pedestals (LCK1)

No riser/leg support

Box/file
6-NL3017MPD8 shown

Open/file
6-NL3017MPD9 shown

Open with shelf
6-NL3017MPD6 shown

3″h metal leg

Tray/file
6-RL3017MPD11 shown

Open/file
6-RL3017MPD9 shown

Open with shelf
6-RL3017MPD6 shown

6-SLEG

Pedestals Low height | no riser/leg

General notes

- Creates a 23″h worksurface height with no riser or leg support
- Widths: Varies by model type, see below
- Depths (finished backs): 19″d, 22″d. **Note**: Actual unfinished back depth 1/8″ less than depth noted
- **Note**: Door and open pedestals standard with finished back (LXT)
- 19″d pedestal creates a 2.5″d gap from worksurface edge. Gap for used for wire management in open plan
- Worksurface required, specified separately
- Pedestals cannot be freestanding
- Can be used with floor storage cushions, specified separately

Options

- Unfinished back standard on drawer pedestals (LW). Optional finished back (LXT)
- No lock standard (NL). Optional locking for drawer and door pedestals (LCK1). 42″w and 48″w sliding door pedestal requires two lock cores (LCK2)

15.625″w Pedestals

Box/file
6-NL1622MPD8 shown

Open/file
6-NL1622MPD9 shown

24″w, 30″w, 36″w Pedestals

Box/file
6-NL2422MPD8 shown

Open/file
6-NL2422MPD9 shown

Double door
6-NL2422MPD4 shown

Sliding door
6-NL2422MPD5 shown

Open with shelf
6-NL2421MPD6 shown

Open no shelf
6-NL2421MPD7 shown

42″w, 48″w Pedestal

Sliding door
6-NL4222MPD5 shown

Pedestals Low height | 3″h metal leg or riser

General notes

- Creates a 23″h worksurface height with 3″h metal leg (6-SLEG) or 3″h riser support. **Note**: 3″ riser support cannot be used on 15.625″w pedestals
- Widths: Varies by model type, see below
- Depths (finished backs): 19″d, 22″d. **Note**: Actual unfinished back depth 1/8″ less than depth noted
- 19″d pedestal creates a 2.5″d gap from worksurface edge. Gap for used for wire management in open plan
- Worksurface required, specified separately
- Pedestals cannot be freestanding
- Can be used with floor storage cushions, specified separately

Options

- Unfinished back standard on drawer pedestals (LW). Optional finished back (LXT). **Note**: Door and open pedestals standard with finished back (LXT)
- No lock standard (NL). Optional locking for drawer and door pedestals (LCK1). 42″w and 48″w sliding door pedestal requires two lock cores (LCK2)

3″h metal leg

6-SLEG

3″h riser support

6-RSR-22/16 shown
not for 15.625″w pedestals

15.625″w Pedestals

Tray/file
6-RL1622MPD11
shown

Open/file
6-RL1622MPD9
shown

24″w, 30″w, 36″w Pedestals

Tray/file
6-RL2422MPD11
shown

Open/file
6-RL2422MPD9
shown

Double door
6-RL2422MPD4
shown

Sliding door
6-RL2422MPD5
shown

Open with shelf
6-RL2421MPD6
shown

Open no shelf
6-RL2421MPD7
shown

42″w, 48″w Pedestal

Sliding door
6-RL4222MPD5 shown

Pedestals Low height | 9.5″h metal leg

General notes

- Creates a 23″h worksurface height with a 9.5″h metal leg (6-RELEG and/or 6-RLEG leg)
- Widths: 24″w, 30″w, 36″w
- Depth: 22″d
- Finished back standard (LXT)
- Bench height cabinets feature finished top, not to be used with worksurfaces
- Pedestals cannot be freestanding
- Can be used with floor storage cushions, specified separately

Options

- No lock standard (NL). Optional locking for drawer and door pedestals (LCK1)

Tray drawers
6-R2422SSHC shown with Z2 drawers

File drawer
6-R2422SSHC shown with A16 drawer

Double door with adjustable shelf
6-R2422SSHC shown with G1D doors

Sliding door
6-R2422SSHC shown with G1V door

Open with shelf
6-R2422SSHC shown with Z1 shelf

Open no shelf
6-R2422SSHC shown with G1U open interior

9.5″h metal leg

End leg
6-RELEG

Middle leg
6-RLEG

Pedestals Bench height | 16.5″d worksurfaces

General notes

- Height: creates a 17″h worksurface height
- Pedestal model available at full height, or for use with 3″ metal leg (6-SLEG) and 3″ riser support
- Widths: 24″w, 30″w, 36″w
- Depth: 16.375″d (16.5″d with pedestals for door and drawer pedestals)
- Bench height cabinets feature finished top, not to be used with worksurfaces
- Finished back standard (LXT)

Options

- No lock standard (NL). Optional locking for drawer and door pedestals (LCK1). **Note**: Tray drawers are non locking

No riser/leg support

Tray drawers
6-N2417SSHC shown with Z2 drawers

File drawer
6-N2417SSHC shown with A16 drawer

Double door with adjustable shelf
6-N2417SSHC shown with G1D doors

Sliding door
6-N2417SSHC shown with G1V door

Open with shelf
6-N2417SSHC shown with Z1 shelf

Open no shelf
6-N2417SSHC shown with G1U open interior

3″h metal leg or riser support

shown with 6-SLEG

Tray drawers
6-R2417SSHC shown with Z2 drawers

File drawer
6-R2417SSHC shown with A16 drawer

Double doorwith adjustable shelf
6-R2417SSHC shown with G1D doors

Sliding door
6-R2417SSHC shown with G1V door

Open with shelf
6-R2417SSHC shown with Z1 shelf

Open no shelf
6-R2417SSHC shown with G1U open interior

3″h metal leg

6-SLEG

3″h riser support

6-RSR-22/16 shown

Pedestals Bench height | no riser/leg | 3″ riser/support

General notes

- Creates a 17″h worksurface height
- Pedestal model available at full height, or for use with 3″ metal leg (6-SLEG) and 3″ riser support
- Widths: 24″w, 30″w, 36″w
- Depth: 22″d
- Finished back standard (LXT)
- Bench height cabinets feature finished top, not to be used with worksurfaces
- Pedestals cannot be freestanding
- Can be used with floor storage cushions, specified separately

Options

- No lock standard (NL). Optional locking for drawer and door pedestals (LCK1)

No riser/leg support

Tray drawers
6-N2422SSHC shown with Z2 drawers

File drawer
6-N2422SSHC shown with A16 drawer

Double door with adjustable shelf
6-N2422SSHC shown with G1D doors

Sliding door
6-N2422SSHC shown with G1V door

Open with shelf
6-N2422SSHC shown with Z1 shelf

Open no shelf
6-N2422SSHC shown with G1U open interior

3″h metal leg or riser support
shown with 6-SLEG

Tray drawers
6-R2422SSHC shown with Z2 drawers

File drawer
6-R2422SSHC shown with A16 drawer

Double door with adjustable shelf
6-R2422SSHC shown with G1D doors

Sliding door
6-R2422SSHC shown with G1V door

Open with shelf
6-R2422SSHC shown with Z1 shelf

Open no shelf
6-R2422SSHC shown with G1U open interior

3″h metal leg

6-SLEG

3″h riser support

6-RSR-22/16 shown

Step credenza Base cabinet

- Height: 23″h
- Depths: 17″d or 22″d
- Widths: 48″w or 60″w
  - 48″w features a 30″w opening and 18″w opening
  - 60″w features a 36″w opening and 24″w opening
- Base can be handed left or right. Larger opening dictates left or right hand of unit
- Standard on 9.5″h metal legs
- Can be used with or without upper cabinets
- Smaller opening
  - 18″w or 24″w depending on overall width
  - Opening options: Open or fixed shelf
- Larger opening
  - 30″w or 36″w depending on overall width
  - Opening options: Open, fixed shelf, or file drawer
  - Optional locking for file drawer

Standard base model

6-4817SCBL shown
(G1U options both sections)

Larger opening options (shown on left)

Shelf (Z1)

Drawer (A16)

Smaller opening options (shown on right)

Fixed shelf (Z1)

Step credenza Upper cabinet

- Heights: 19″h or 25″h
  - 19″h creates 42″ overall height when used with base
  - 25″h creates 48″ overall height when used with base
- Depths: 17″d or 22″d
- Widths: 30″w or 36″w
  - 30″w features two 15″w openings
  - 36″w features a 21″w and a 15″w opening
- Side 1 location dictates left or right hand of unit
- Fixed lower shelf standard on side 2. Adjustable top shelf when MSHF, WSPN, WSDW, MSDR options are selected
- Side 1: 15″w or 21″w depending on overall width
  - Opening options: open, fixed shelf, rectangular door, rounded door, metal shelf
- Side 2: 15″w regardless of overall width
  - Bottom fixed shelf standard regardless of option chosen
  - Opening options: open, metal shelf, drawer, shelf, shelf/drawer, metal shelf/drawer
- Upper can be placed anywhere along lower credenza width

Standard base model

6-3017SCOL42 shown
(G1U options both sections)

Side 1 opening options

side 1: open (G1U)
side 2: open/open (G1U)

side 1: shelf (Z1)
side 2: open/open (G1U)

side 1: metal shelf (MSPN)
side 2: open/open (G1U)

side 1: door (DRTS)
side 2: open/open (G1U)

side 1: rounded door (DRRS)
side 2: open/open (G1U)

Side 2 opening options

side 1: open (G1U)
side 2: metal shelf (MSHF)

side 1: open (G1U)
side 2: open/drawer (PNDW)

side 1: open (G1U)
side 2: shelf (WSPN)

side 1: open (G1U)
side 2: shelf/drawer (WSDW)

side 1: open (G1U)
side 2: metal shelf/drawer (MSDR)

Floor storage

Floor storage general notes

- Handed left or right based on file drawer location
- Widths: 48″w, 60″w
- 30″w lateral file drawer for 48″w unit, 36″w lateral file drawer with 60″w unit
- Adjustable shelf in open area
- Optional felt top, or use with floor storage cushions

19″d Storage

- Height: 23″h, with or without riser
- Upper box drawer on unit with no riser, upper tray drawer on unit with riser

22″d Storage

- 6-4822WSR credenza that must be used with riser or leg, cannot be a freestanding unit
- 23″h when used with riser or 3″ metal leg
- 29″h when used with 9.5″h rectangular leg
- Upper tray drawer

19″d Storage

6-NL4819FSR shown

6-RL4819FSR shown

22″d Storage

6-4822WSR shown
with 6-RSR-40/16 riser

6-4822WSR shown
with 6-SLEG leg

6-4822WSR shown
with 6-RELEG leg

Floor storage Cushions

General

- Use over bench or low height storage
- Field installed
- Height: 1.5″h
- Attaches to storage with Velcro strip

Round

- Diameter: 20″ dia.

Full depth

- Not for use with media panels
- Widths: 24″w, 30″w, 36″w, 48″w, 60″w, 72″w, 90″w
- Depth: 21.875″d

Media panel depth

- For use with media panels
- Widths: 24″w, 30″w, 36″w, 48″w, 60″w, 72″w, 90″w
- Depth: 20.5″d

Round

6-20RSC shown on short pedestal

Shown on 48″w floor storage pedestal

Full depth

6-3022SC shown

6-4822SC shown

Media panel depth

6-3020SC shown

6-6020SC shown

Mobile pedestals

General notes

- Recessed casters
- File drawers feature letter or legal filing
- Available as finished top, or unfinished top to use with 6-1619SC2 cushion

Standard mobile pedestal

- Mobile pedestal has optional back notch to fit over height adjustable leg bases

Height adjustable mobile pedestal

- Features notch in pedestal back to slide over height adjustable foot
- Available as box/file or shelf/file pedestal

Standard mobile pedestals

Box/file
6-1619MP7 (finished)
6-1619MP8 (unfinished)

Shelf file
6-1619MP3 (finished)
6-1619MP4 (unfinished)

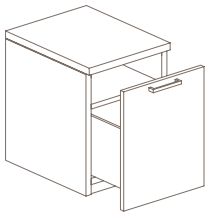

Shelf file interior

Shelf
6-1619MP5 (finished)
6-1619MP6 (unfinished)

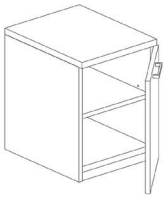

Shelf interior

Height adjustable mobile pedestals

Back notch detail

Box/file
6-1619MP7HA (finished)
6-1619MP8HA (unfinished)

Shelf file
6-1619MP3HA (finished)
6-1619MP4HA (unfinished)

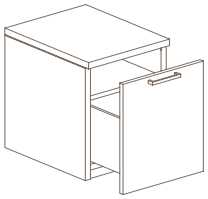

Shelf file interior

Cushion

Cushion
6-1619SC2

Wall mounted storage Wall shelves

General notes

- Can be used with media panels. Not for use with wallmount tackboards for overheads or tasklights

Wall shelf

- Widths: 30″w-96″w in 6″ increments
- Depth: 13″d
- Height: 12″h

Wall shelf with organizer

- Widths: 60″w-96″w in 6″ increments
- Depth: 14.75″d
- Height: 16″h
- Organizers are fixed directly to the shelves to create a floating look and ship as one unit
- Organizers are 30″w, handed left or right
- Two 13.125″h openings

Wall shelf

Open shelf
6-7214WS shown

Wall shelf with organizer

Shelf with open organizer
6-7214WSO2R shown

Shelf with sliding door organizer
6-7214WSO2DR shown

Wall mounted storage Storage boxes

General notes

- Can be used with media panels. Not for use with wallmount tackboards for overheads or tasklights

Wallmount storage box with doors

- Widths:
  - 30″w-36″w feature two hinged doors
  - 48-84″w feature hinged door at each end, and open center
  - 90-106″w feature two hinged door at each end, and open center
- Depth: 13.75″d
- Height: 15″h

Wallmount storage box with small sections

- Widths: 30-106″w in 6″ increments
  - 30″w-42″w feature two sections
  - 48″w features three sections
  - 44-84″w feature four sections
  - 94-106″w feature six sections
- Depth: 13″d
- Heights: 10″h and 15″h

Wallmount storage box with wide sections

- Widths: 54″w-84″w in 6″ increments
- Depth: 13″d
- Heights: 10″h and 15″h
- Two wide open sections

Wallmount storage box with doors

6-3615SBWD shown

6-7215SBWD shown

Wallmount storage box

Small sections
6-7215SBW shown

Wide sections
6-7215SBW2 shown

Wall mounted storage Wallmount organizer

Organizers

- Heights: 18.5″h and 30.5″h
- 18.5″h widths: 30″w-106″w in 6″ increments
- 30.5″h widths: 30″w-72″w in 6″ increments
- **Note**: Sliding door organizer available as 54″w, 60″w, 66″w, and 72″w
- Depths: 14″w (no door models, 15″w (door models)
- Models include no doors, sliding doors, and hinged doors
- Optional locking for hinged laminate and veneer doors
- Optional tackboards and task lights specified separately

Tackboards

- Height: 24.25″h
- Depth: 1″
- Widths: 30″w-106″w to match organizer widths
- Mounts to wall and overhead for stability
- Not to be used with wallmount shelves or storage boxes
- 100″w and 106″w tackboards come in two pieces

18.5″h Organizers

No doors
6-7219HNW shown

Hinged doors
6-7219HDW4 shown

Sliding doors
6-7219HSDW shown

30.5″h Organizers

No doors
6-7231HNW shown

Hinged doors
6-7231HDW4 shown

Sliding doors
6-7231HSDW shown

Tackboards

Tackboard
FT2198 shown

Media panels Desk height

- For use over desk height worksurfaces or storage
- Materials: TFL or veneer (vertical grain), fabric (tackable), or markerboard. **Note**: Fabric panels wider than 42″w will be two pieces
- Creates an overall height of 72″h. **Note**: 12″h shelving with storage organizer will be an overall height of 76″h when used with 31″h wall panel
- When used with a tv, it is recommend to field cut access holes and provide an outlet behind the panel
- Mounts directly to the wall, mounting hardware included
- Widths: 24″w - 60″w, in ⅛″ increments
- Depth: 1.375″d
- Heights:
  - 24.5″h, use under 18.5″h overheads
  - 28″h, use under 15″h storage box
  - 31″h, use under 12″h shelf
  - 33″h, use under 10″h storage box
  - 43″h, no wallmounted storage above
- 43″h media panel features optional shelves. Can be specified in any combination of top, middle, and bottom

With wall mounted overheads

Use under 18.5″h overhead
6-W24MP (TFL/Veneer)
6-U24MP (Fabric)
6-L24MP (Markerboard)

Use under 15″h storage box
6-W28MP (TFL/Veneer)
6-U28MP (Fabric)
6-L28MP (Markerboard)

Use under 10″h storage box
6-W33MP (TFL/Veneer)
6-U33MP (Fabric)
6-L33MP (Markerboard)

With wall mounted shelf

Use under 12″h shelf, no storage organizer
6-W31MP (TFL/Veneer)
6-U31MP (Fabric)
6-L31MP (Markerboard)

6-W31MP shown under 16″h shelf with storage organizer. Overall height 76″h

With no wall mounted storage

6-W43MP (TFL/Veneer)
6-U43MP (Fabric)
6-L43MP (Markerboard)

Optional top, middle, and bottom shelves shown. **Note:** For 43″h TFL and veneer panels only

Media panels Low height

- For use over low height worksurfaces or storage
- Materials: TFL or veneer (vertical grain), fabric (tackable), or markerboard. **Note**: Fabric panels wider than 42″w will be two pieces
- Creates an overall height of 72″h. **Note**: 12″h shelving with storage organizer will be an overall height of 76″h when used with 37″h wall panel
- When used with a tv, it is recommend to field cut access holes and provide an outlet behind the panel
- Mounts directly to the wall, mounting hardware included
- Widths: 24″w-60″w, in ⅛″ increments
- Depth: 1.375″d
- Heights:
  - 30.5″h, use under 18.5″h overheads
  - 34″h, use under 15″h storage box
  - 37″h, use under 12″h shelf
  - 39″h, use under 10″h storage box
  - 49″h, no wallmounted storage above
- 49″h media panel features optional shelves. Can be specified in any combination of top, middle, and bottom

With wall mounted overheads

Use under 18.5″h overhead
6-W30MP (TFL/Veneer)
6-U30MP (Fabric)
6-L30MP (Markerboard)

Use under 15″h storage box
6-W34MP (TFL/Veneer)
6-U34MP (Fabric)
6-L34MP (Markerboard)

Use under 10″h storage box
6-W39MP (TFL/Veneer)
6-U39MP (Fabric)
6-L39MP (Markerboard)

With wall mounted shelf

Use under 12″h shelf, no storage organizer
6-W37MP (TFL/Veneer)
6-U37MP (Fabric)
6-L37MP (Markerboard)

6-W37MP shown under 16″h shelf with storage organizer. Overall height 76″h

With no wall mounted storage

6-W49MP (TFL/Veneer)
6-U49MP (Fabric)
6-L49MP (Markerboard)

Optional top, middle, and bottom shelves shown. **Note:** For 49″h TFL and veneer panels only

Media panels Bench height

- For use over bench height worksurfaces or storage
- Materials: TFL or veneer (vertical grain), fabric (tackable), or markerboard. **Note**: Fabric panels wider than 42″w will be two pieces
- Creates an overall height of 72″h. **Note**: 12″h shelving with storage organizer will be an overall height of 76″h when used with 43″h wall panel
- When used with a tv, it is recommend to field cut access holes and provide an outlet behind the panel
- Mounts directly to the wall, mounting hardware included
- Widths: 24″w-60″w, in ⅛″ increments
- Depth: 1.375″d
- Heights:
  - 36.5″h, use under 18.5″h overheads
  - 40″h, use under 15″h storage box
  - 43″h, use under 12″h shelf
  - 45″h, use under 10″h storage box
  - 55″h, no wallmounted storage above
- 55″h media panel features optional shelves. Can be specified in any combination of top, middle, and bottom

With wall mounted overheads

Use under 18.5″h overhead
6-W36MP (TFL/Veneer)
6-U36MP (Fabric)
6-L36MP (Markerboard)

Use under 15″h storage box
6-W40MP (TFL/Veneer)
6-U40MP (Fabric)
6-L40MP (Markerboard)

Use under 10″h storage box
6-W45MP (TFL/Veneer)
6-U45MP (Fabric)
6-L45MP (Markerboard)

With wall mounted shelf

Use under 12″h shelf, no storage organizer
6-W42MP (TFL/Veneer)
6-U42MP (Fabric)
6-L42MP (Markerboard)

6-W43MP shown under 16″h shelf with storage organizer. Overall height 76″h

With no wall mounted storage

6-W55MP (TFL/Veneer)
6-U55MP (Fabric)
6-L55MP (Markerboard)

Optional top, middle, and bottom shelves shown. **Note:** For 55″h TFL and veneer panels only

Worksurface storage

Cabinet/organizer general notes

- 25″h has one adjustable shelf
- 43″h has two adjustable shelves
- 55″h (bookcase organizer only) has two adjustable and one fixed shelf

Worksurface cabinet - single door

- Width: 15″w
- Depth: 15″d
- Heights: 25″h, 43″h
- Optional lock available for TFL and veneer doors
- Hinged right or left door

Worksurface cabinet - double door

- Width: 30″w, 36″w
- Depth: 15″d
- Heights: 25″h, 43″h
- Optional lock available for TFL and veneer doors

Bookcase Organizers

- Widths: 22″w (for 25″h model only), 24″w, 30″w, 36″w
- Depth: 14″d
- Heights: 25″h, 43″h, 55″h
- Standard with finished back, TFL or veneer material option

Transaction counter

- Widths: 30″w-84″w in 6″ increments
- Depth: 14″d
- Heights: 14.125″h
- 13″h Clearance
- Transaction counter for use on worksurface height surfaces only

Worksurface cabinet - single door

6-1525RWSC shown

6-1543RWSC shown

Worksurface cabinet - double door

6-3025WSC shown

6-3043WSC shown

Bookcase organizers

6-2225BC

6-2425BC shown

6-2443BC shown

6-2455BC shown

Transaction counter

6-7214TC shown

Highback organizers

Highback organizers

- Widths: 60″w, 66″W, 72″w, 78″w, 84″w, 90″w, 94″w, 96″W, 100″w, 106″w. **Note**: Multi highback not available in 100″w or 106″w
- Height: 43.125″h
- Depth: 15″h
- Models include hinged doors, multi highback, no doors, and sliding doors. Multi organizer handed left or right based on door location
- Highback organizers include wire management for task lights
- Highback organizers must be supported below the surface at each end, and at the center of the unit
- Optional locks available on hinged laminate or veneer doors
- Optional tackboards and task lights specified separately

Tackboards

- Height: 24.25″h
- Depth: 1″
- Widths: 30″w-106″w to match organizer widths
- Highback organizer can be used with or without tackboard
- Markerboard is a dry erase laminate

Highback organizers

Hinged doors
6-7243HD4 shown

Multi organizer
6-7243MHDR shown

No doors
6-7243HN shown

Sliding doors
6-7243HSD shown

Highback tackboard

Tackboard
FT1212 shown

Towers Slide out storage

General notes

- Width: 17″w
- Heights: 42″h, 48″h
- Depths: 22″d, 30″d
- Markerboard option for slide out door back
- Interior component sizing and spacing will vary based on height and depth specified
- File drawer options become storage drawers on 22″d towers
- Handed left or right
- Optional locking

S_1 Model

- Base model - Coat hook, felt pocket, stationary shelving
- Add on options - USB power, storage tray, file drawer
- Refer to felt pocket page for color combinations avaialble

S_2 Model

- Base model - Coat hook, box drawer, shelving
- Add on options - USB power, file drawer

S_3 Model

- Base model - Coat hook, stationary shelving
- Add on options - USB power, file drawer

S_1 Models

6-1742SOSR1 shown

6-1742SOSR1 with options

6-1748SOSR1 shown

6-1748SOSR1 with options

S_2 Models

6-1742SOSR2 shown

6-1742SOSR2 with options

6-1748SOSR2 shown

6-1748SOSR2 with options

S_3 Models

6-1742SOSR3 shown

6-1742SOSR3 with options

6-1748SOSR3 shown

6-1748SOSR3 with options

Towers Slide out storage | felt

- S_1 models feature an interior set of felt pockets
- Pockets are available in the following felt color combinatiions:
  - ASB: Anthracite-silverdale-burgundy
  - SSC: Stone grey-silcoates-charcoal
  - OFT: Off white-fairfeild-tan
  - JAR: Jeans-aberlour-red
  - SSB: Stone grey-silcoates-blue
  - GSB: Stone grey-silverdale-grey

ASB



Anthracite-silverdale-burgundy

SSC

Stone grey-silcoates-charcoal

OFT

Off white-fairfeild-tan

JAR



Jeans-aberlour-red

SSB

Stone grey-silcoates-blue

GSB



Stone grey-silverdale-grey

Towers Single user

General notes

- Depth: 22″d
- Width: 15.625″w
- Heights: 42″h, 48″h, 54″h, 72″h, 84″h
- 22″d is for single sided use
- Optional locking on file drawers
- Full door interior available as wardrobe or shelving
- Single file drawer shelving section available as open, open with door, or door
- Double file drawer shelving section available as open side, open front, or door
- Door towers hinged left or right
- Metal adjustable shelving option for:
  - SC3 towers 42″h, 48″h, or 54″h
  - SC6 towers 54″h, 72″h or 84″h

Elevation reference

- 42″h / 48″h - 3 Sections total
- 54″h - 4 Sections total
- 72″h - 5 Sections total
- 84″h - 6 Sections total
- **Note**: Refer to Specify and Price for interior component information regarding filing capabilities, fixed shelves, and adjustable shelves



Full door

6-1654RSC1 shown
R7 hanging bar

6-1654RSC1 shown
R8 hanging bar

Single file drawer

Open/file
6-1654SC3 shown

6-1654SC3
metal shelving option
(42″h, 48″h or 54″h only)

Open/door/file
6-1654RSC4 shown

Door/file
6-1654RSC2 shown

Double file drawer

Open/file/file
6-1654SC6 shown

6-1654SC6 with
metal shelving option
(54″h, 72″h, or 84″h only)

Door/file/file
6-1654RSC5 shown

Open side/file/file
6-1654RSC14 shown

Towers Double user

General notes

- Depth: 48″d
- Width: 15.625″w
- Heights: 42″h, 48″h, 54″h, 72″h, 84″h
- Two user/double sided tower. Features the same storage at each end
- Optional locking on file drawers
- Full door interior available as wardrobe or shelving
- Single file drawer shelving section available as open, open with door, or door
- Double file drawer shelving section available as open front, door, or open side
- Door towers hinged left or right
- **Note**: Refer to Specify and Price for interior component information regarding filing capabilities, fixed shelves, and adjustable shelves

Elevation reference

- 42″h / 48″h - 3 Sections total
- 54″h - 4 Sections total
- 72″h - 5 Sections total
- 84″h - 6 Sections total

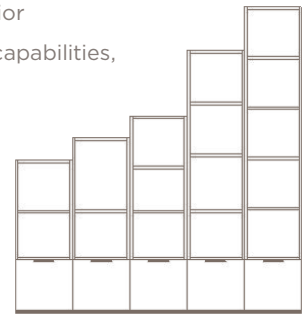

Full door

6-1654SC1D
R7 hanging bar shown

6-1654SC1D
R8 shelves shown

Single file drawer

Open/file
6-1654SC3D shown

Open/door/file
6-1654SC4D shown

Door/file
6-1654SC2D shown

Double file drawer

Open/file/file
6-1654SC6D shown

Door/file/file
6-1654SC5D shown

Open/file/file
6-1654SC14D shown

Towers With legs

- Depth: 22″d
- Width: 15.625″w
- Overall height: 72″h (Tower height is 65.5″h)
- **Note**: Must be used with 9.5″h 6-RLEG or 6-RELEG
- Full door interior available as wardrobe or shelving
- Single file drawer shelving section available as open, open with door, or door
- Metal adjustable shelving option for SC3 towers
- Towers with doors handed left or right
- Optional locking on file drawers
- **Note**: Refer to Specify and Price for interior component information regarding filing capabilities, fixed shelves, and stationary shelves

Full door

6-1663RSC1
(R7 hanging bar)

(R8 shelving)

Single file drawer

Open/file
6-1663SC3 shown

SC3 metal
shelving option

Open/door/file
6-1663RSC4 shown

Door/file
6-1663RSC2

Towers Lateral storage

- Depth: 22″d
- Widths: 24″w, 30″w, 36″w
- Heights: 42″h, 48″h, 54″h, 72″h
- Optional locking on file drawers
- Single and double lateral towers have option for open shelving, single door, or double door. Single door tower is handed left or right
- SC13 triple lateral towers available in 54″h or 72″h only. 54″h features single open shelf, 72″h features double open shelf
- **Note**: Refer to Specify and Price for interior component information regarding filing capabilities, fixed shelves, and adjustable shelves

Single lateral

Open/lateral
6-3054SC3 shown

Door/open/lateral
6-3054LSC11 shown

Double door/lateral
6-3054SC2 shown

Double lateral

Open/double lateral
6-3054SC6 shown

Door/open/double lateral
6-3054LSC12 shown

Double door/double lateral
6-3054SC5 shown

Triple lateral

54″h open/triple lateral
6-3054SC13 shown

72″h open/triple lateral
6-3072SC13 shown

Towers Wardrobe

General

- Depth: 22″d
- Heights: 42″h, 48″h, 54″h, 72″h
- Optional pull on laminate or veneer doors
- **Note**: Refer to Specify and Price for interior component information regarding filing capabilities, fixed shelves, and adjustable shelves

Storage wardrobe

- Widths: 24″w, 30″w, 36″w
- Left section: Two adjustable and one stationary shelves
- Right section: Full length storage with hanging bar, and one stationary shelf
- Optional locking

File/lateral wardrobes

- Widths: 24″w, 36″w, 40″w
- 24″w features single or double file
- 36″w and 40″w feature single or double lateral file
- Open, or door shelving above file drawers
- SC7 and SC9 tower models have option for metal shelving on 42″h, 48″h, and 54″h towers
- Optional locking on file drawers

Storage wardrobe

6-3054SC1 shown

Single file/lateral

Open/file
6-2454LSC7 shown

SC7 metal shelving
42″h, 48″h, 54″h only

Open/lateral
6-3654LSC7 shown

Single door/file
6-2454LSC8 shown

Double door/lateral
6-3654LSC8 shown

Double file/lateral

Open/double file
6-2454LSC9 shown

SC9 metal shelving
42″h, 48″h, 54″h only

Open/double lateral
6-3654LSC9 shown

Single door/double file
6-2454LSC10 shown

Double door/double lateral
6-3654LSC10 shown

Bookcases

- Depth: 14″d
- Widths: 30″w, 36″w
- Heights:
  - 29″h one adjustable shelf
  - 42″h two adjustable shelves
  - 54″h two adjustable shelves, one stationary
  - 72″h three adjustable shelves, one stationary

29″h
6-3029BC shown

42″h
6-3042BC shown

54″h
6-3054BC shown

72″h
6-3072BC shown

Laterals

- Depth: 22″d
- Widths: 24″w, 30″w, 36″w
- Heights:
  - 29″h two drawer
  - 42″h three drawer
  - 54″h four drawer
- Lateral files include finished top and back, and anti-tilt mechanism for freestanding application

29″h
6-N3029LF2 shown

42″h
6-N3042LF3 shown

54″h
6-N3054LF4 shown

Electrical 2 circuit / 4 wire | worksurface or panel mounted

- Infeed options include: liquid tight, metal, NYC code, plug and play and rotating, all infeeds are 6′ long except for the rotating infeed, which is a quick disconnect wall outlet allowing cords to be removed from wall when hardwiring, **Note**: Plug and play infeed limits system, must use all circuit I duplexes
- Transition harness allows 4 wire components to work off 8 wire system
- H block allows connection of up to four jumpers
- Receptacle connector allows connection of two duplex receptacles
- Duplexes available in Circuit I or Circuit II

Hardwired infeed
PWF2L (liquid tight)
PWF2M (metal)

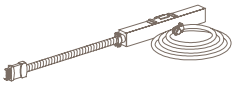

NYC hardwired infeed
PWF2MNYC



Plug and play infeed
PWF20AMP

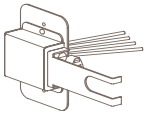

Rotating infeed
PWF2QD

Power jumper
MCJ36M shown

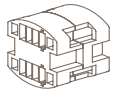

H Block
HCB

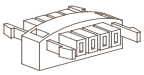

Receptacle connector
JC-1

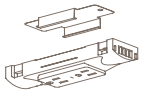

Duplex and bracket
DPLX1 shown

Electrical 3 circuit / 5 wire | worksurface mounted

- Infeed options include: liquid tight, metal, NYC code and plug and play. Liquid and metal infeeds are 10′, NYC code and plug and play infeeds are 6′ long, *note: plug and play infeed limits system, must use all circuit I duplexes
- Y connector used to connect power infeed to any jumper junction and power block
- Power blocks are double sided and house duplex receptacles
- Power block bracket mounts power block to underside of surface, one bracket for single blocks, two brackets for double and extended blocks
- Duplexes available in circuit I, II and III

Hardwired infeed
PWF5L120 (liquid tight)
PWF5M120 (metal)

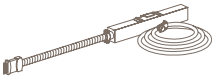

NYC hardwired infeed
PWF5NYC



Plug and play infeed
PWF5M20AMP

Power jumper
MCJ5W36M shown

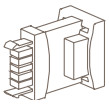

Y connector
YCB5

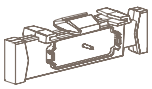

Single power block, double sided
PB5S1

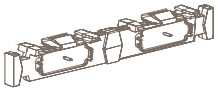

Double power block, double sided
PB5D1



Extended double power block, double sided
DPB5S24 shown

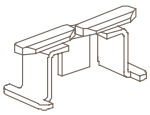

Power block bracket
PBBKTA2

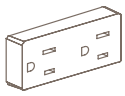

Duplex
DPX5W1 shown

Electrical 4 circuit / 8 wire | worksurface mounted

- Infeed options include: liquid tight, metal, NYC code, plug and play, rotating and title 24, liquid and metal infeeds are 10′, NYC code and plug and play infeeds are 6′ long except for the rotating infeed, which is a quick disconnect wall outlet allowing cords to be removed from wall when hardwiring, **Note**: plug and play infeed limits system, must use all circuit I duplexes
- H block allows connection of up to four jumpers
- Jumper connector allows connection of two jumpers
- Duplexes available in circuit I, II, III and IV
- Power blocks are available as single (half), or double sided and house duplex receptacles. **Note**: half power block recommended for use with open plan typicals when wall panels are used. The panel mounted power block is a half block that includes a bracket to mount to panel wall
- Power block bracket mounts power block to underside of surface, one bracket for single blocks, two brackets for double blocks

Hardwired infeed
PWF3L120 (liquid tight)
PWF3M120 (metal)

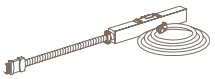

NYC hardwired infeed
PWF3NYC

Plug and play infeed
PWF3M20AMP

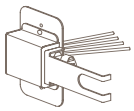

Rotating infeed
PWF3QD

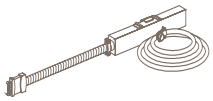

Title 24 infeed
PWF4M120N

Power jumper
MCJ8W36M shown

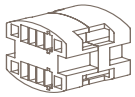

H Block
HCB2

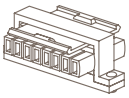

Jumper connector
JC-2

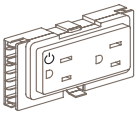

Duplex
DPX8W1 shown

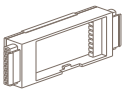

Power block, panel mounted
PMPHBS1 shown

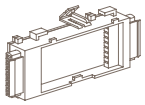

Power block, single half
(1 duplex)
PHBS1

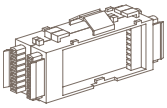

Power block, single
(2 duplexes)
PBS1

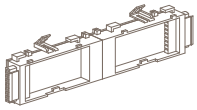

Power block, double half
(2 duplexes)
PHBD1

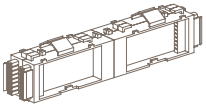

Power block, double
(4 duplexes)
PBD1

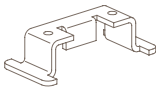

Power box bracket
PBBKT1

Data

- While most end users may prefer to supply their own data items, OFS does offer the below data solutions, coordinate with your end user to determine the best scenario for their needs
- Data module box can be mounted anywhere underneath the surface, includes two adapter ports, and adapter kit for jacks and couplers
- Standard inserts available are RJ-5 voice hard wire jack and RJ-45 voice and data hard wire jack, all other jack options to be sourced separately

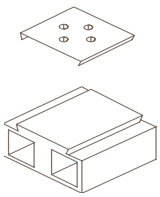

Data box
DM1

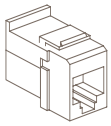

Voice jack RJ-5
Data jack RJ-45

Electrical Power channel

Power channel

- Widths: 11 ½″w-59″w
- Laminate or veneer
- Power types: 4 circuit/8 wire, Chicago code
- Standard as pass through channel. Optional single or double duplex cutout. **Note**: Chicago code single cutout only
- Optional data cutout
- Optional brush strip

Caps

- End cap: specify when end of power channel is exposed
- Corner cap: specify when creating an ″L″ power channel layout
- Black plastic cap for both models

Infeed managers

- Straight wire manager: place under power channel for infeed management
- Corner wire manager: place under corner cap for infeed management

Data manager

- Data manager: 4″w plastic wire manager. Specify to manage data cords behind the power channel. Holds up to ten cables

Infeeds

- Infeed types: liquid tight, metal, NYC code, plug and play, rotating and title 24
- Liquid and metal infeeds are 10′, NYC code and plug and play infeeds are 6′ long except for the rotating infeed, which is a quick disconnect wall outlet allowing cords to be removed from wall when hardwiring
- **Note**: plug and play infeed limits system, must use all circuit I duplexes

Jumpers | connectors | duplexes

- Jumper wdths: 12″w-120″w in 1″ increments
- H block allows connection of up to three jumpers and infeed
- Duplexes for 4 circuit/8 wire available in circuits I, II, III and IV, standard or controlled. **Note**: 4 circuit duplexes from other applications cannot be used with power channel

Power channel

6-TPPAN (laminate)
6-VPPAN (veneer)
shown with double duplex and data cutouts

Caps

End cap
6-PPAN-ECP

Corner cap
6-PPAN-CCP

Infeed managers

Straight
6-PPAN-SWM



Corner
6-PPAN-CWM

Data manager

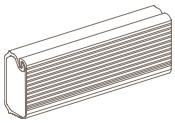

WM3-4

Infeeds

Hardwired
PWF3L120 (liquid tight)
PWF3M120 (metal)

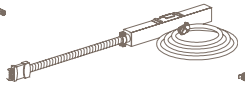

NYC hardwired
PWF3NYC



Plug and play
PWF3M20AMP

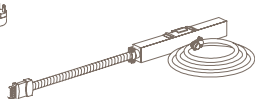

Title 24
PWF3M120

Infeeds

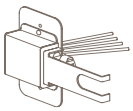

Rotating
PWF3QD

Jumper

MCJ8W

H block

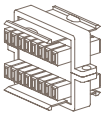

HCB2

Duplex

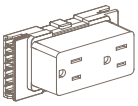

DPX8WG1 shown (standard)
DPX8WGCT1 (controlled)

Power supplies

- OFS offers a wide variety of recessed, undermount, and clamp mounted power supplies. View all available power options on the power/data specify and price page

PS-3UM

PS-3CM

PS-77

PS-69



PS-71S shown

PS-92W shown

PS-100WL shown

PS-90B shown with H8P accent

Wire management

- Rectangular grommets are 2″d x 3.375″w and require a cutout machined at the factory
- Round grommets are 2″ diameter and are to be installed on surfaces, field install only. Single sided grommet cover
- Wire pass through grommets are 2.375″d, and used on panels to protect wires that pass through, field install only
- Power pole is available for open plan applications, when power is starting in the ceiling, blank two compartment pole, furnished unwired without outlets, industry size knockouts
- Velcro wire manager strip comes in pack of four, not intended for heavy duty cabling
- Cable management clip, mounts to underside of surface, three positions, not intended for heavy duty cabling
- Plastic, wire basket, and PET wire manager are used to manage jumper and user cords horizontally along underside of surface
- Wire management cord stay comes as a set of two, and can manage cords ¼″ diameter along any TFL or veneer item
- Vertebra cable manager can be used to manage data cords vertically at an infeed location, and for fixed height table desks
- Adjustable height wire manager commonly used in stand alone height adjustable table applications
- Table to table connection and fabric wire manager commonly used to manage wires that span from a height adjustable surface to a fixed height surface, fabric wire manager can also be used to manage infeed and data cords in a vertical application

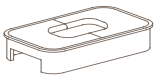

Rectangular grommet
RGB-1 (black)
RGN-1 (nickel)

Round grommet
CGB-1

Wall pass through grommet
DSCGB-1

Power pole
PWRP1

Velcro wire manager
WM-V4

Cable management undersurface clip
CM30-NR



Plastic wire manager
WM2-36 shown

Wire basket manager
WBT33H shown

Deep wire basket manager
DWBT33H shown

PET wire manager
WM-P32 shown

Cord stay
WMCS

Fabric wire manager
WM-HA6

Vertebra cable manager
CMV-AL



Height adjustable table desk manager
WM-HA

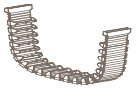

Height adjustable table to table manager
WM-HA2 shown

Lighting

Task lights (for wallmount organizers only)

- Fluorescent (TL-1, TL-2 and TL-6) - TL-1 cannot be used with 30″ or 36″w wallmount organizers, on/off switch
- LED warm light (TL-9, TL-10) - Black LED task light, on/off switch
- LED Energy Efficient 5200K (TL-14, TL-15, TL-16) - Silver frame, On/Off Switch
- LED task light efficient 3000K_TL-27 TL-28 TL-29 TL-30 - Black alloy frame, touch and hold dimming

Surface task light

- On/off switch with adjustable dimming
- LED 3500K bulb
- Silver frame
- Clamps to surface rim. **Note**: Cannot be used on units with back panel
- 6′ power cord

Tilly

- 6″ diameter table top base or clamp mount. **Note:** Clamps to worksurfaces 0.5″-1.25″ thick
- Single or double arm
- Powder coated aluminum
- Brightness dimming
- 3′ silver cord and 9′ black 18 WATT wall transformer
- Automatic shutoff after 10 hours
- Optional USB

Task lights

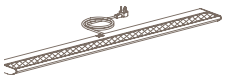

Fluorescent
TL-1, TL-2, TL-6

LED
TL-9, TL-10

LED
TL-14, TL-15, TL-16



LED
TL-27, TL-28, TL-29, TL-30

Surface task light

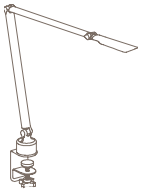

TL-20

Tilly

LCA-TL3BM shown

Work accessories

Keyboard trays

- Wood Keyboard Tray WK/S - extendable tray

Monitor arms

- Single or double monitor arms
- Available in silver, black, or white
- Smart base with integrated USB-A and USB-C
- Top down clamp or grommet mount
- Concealed cable management
- For screens 17"-35", weight 4-24.2 lbs

Sit to stand

- Sit to stand monitor/keyboard arm, available with single or double monitor arm
- Desktop sit to stand workstation integrated keyboard tray, space for two monitors, available in white finish

Storage add ons

- Pencil tray not for use with MPD12 multi file pedestal or 12"w pedestals
- Pencil drawer - black molded plastic, flush mount
- Hanging drawer mounts to underside of surface, upper tray drawer, lower shelf, *refer to price guide for compatibility

Misc items

- CPU Holder - mounts to underside of surface

Keyboard trays

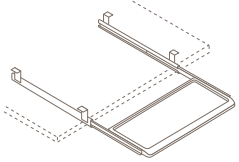

Wood keyboard tray
WK/S

Monitor arms

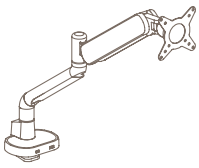

Single arm
MA-5S shown

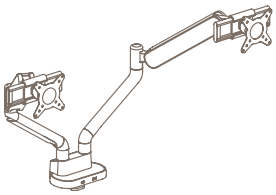

Double arm
MA-5DS shown

Sit to stand

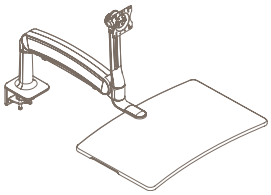

Monitor/keyboard arm
*single arm shown
MKA-1SS shown

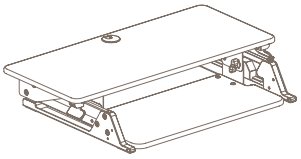

Workstation
SSW-1W

Storage add ons

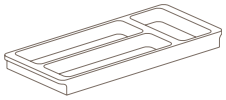

Pencil tray
DA16-1

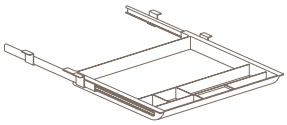

Pencil drawer
PD-1

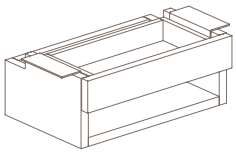

Hanging drawer
HDS

Misc items

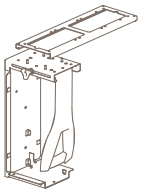

CPU holder
CPUH-1

Binny

- Molded PET storage tote in two sizes, wide or tall, with leather pull strap, pull attached with rivets
- Attached under surface with rail, for use with Staks, Agile, Applause and Heya height adjustable tables
- Rails come in standard height, or extended to clear worksurface obstructions
- Tote finishes: charcoal, tan, steel Blue
- Strap finishes: chocolate, carbon, natural
- Rivet finishes: black or brass
- Rail finishes: any standard or studio powder coat
- Wide tote accessories: nameplate, lid, large accessory tray, small accessory tray, nine section divider
- Tall tote accessories: nameplate, lid, large accessory tray, small accessory tray, and divider

Wide Binny tote

TAS-ST1 shown

Tan tote, Chocolate strap, Black rivets, Rust rail

Steel Blue tote, Natural strap, Black rivets, Luster Grey rail

Charcoal tote, Carbon strap, Brass rivets, Gold rail

Wide Binny rails

Wide rail, standard
TAS-TR1 shown

Wide rail, extended
TAS-TRE1 shown

Wide Binny tote accessories

Nameplate
TAS-NP

Lid
TAS-TL1 shown

Large accessory tray
TAS-LAT1 shown

Small accessory tray
TAS-SAT1 shown

Divider
TAS-DT1 shown

Tall Binny tote

TAS-ST2 shown

Tan tote, Natural strap, Black rivets, Turmeric rail

Steel Blue tote, Carbon strap, Brass rivets, Oiled Bronze rail

Charcoal tote, Chocolate strap, Brass rivets, Heron rail

Tall Binny rails

Wide rail, standard
TAS-TR2 shown

Wide rail, extended
TAS-TRE2 shown

Tall Binny tote accessories

Nameplate
TAS-NP

Lid
TAS-TL2 shown

Large accessory tray
TAS-LAT2 shown

Small accessory tray
TAS-ST2 shown