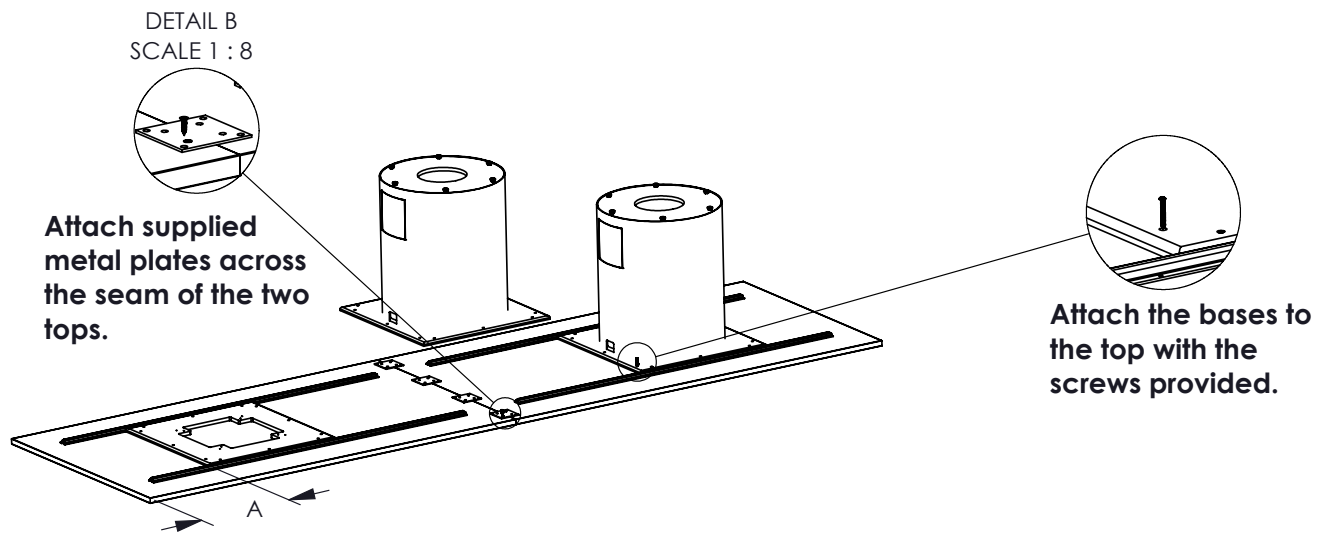


Intermix Conference Assembly



Intermix Conference top & base assembly

For all (2) piece tops, Dimension "A" would be 20". On tops that require (3) bases, center the middle base directly over the seam between the table sections. In the case of the 48192 tops, it will at times require (4) bases. Maintain the 20" on the ends, and then space the remaining (2) bases out evenly. Center all bases on the 48" width of the tops.

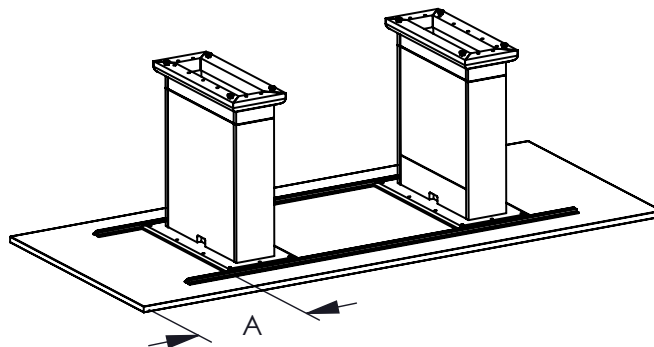


1 PIECE TOPS

7236 Dimension A = 12"

8442 Dimension A = 16"

9642 Dimension A = 20"

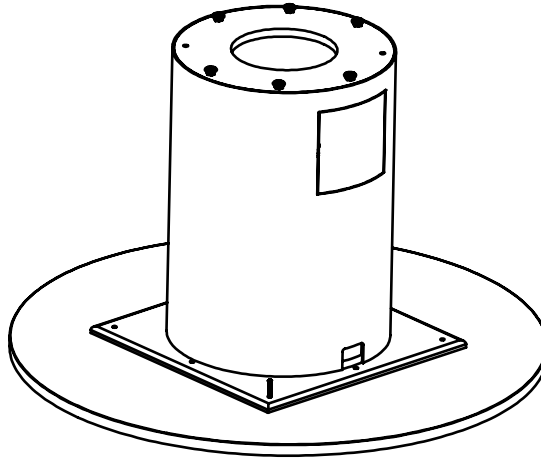


Intermix round base assembly

Center the base over the top. Attach the base to the top with screws included. The cylinder base weight requirements listed below, must be followed in order to pass "BIFMA" testing standards and prevent possible injury to the user.

Clear 6MIL bags are supplied with each base. The use of dry sand is recommended. (Moisture in the sand could cause damage to the bases).

Fill and tie off sandbags and insert them into the bottom of the bases. Make sure that they are distributed evenly through out the base.



Required weights for cylinder bases under round and square tops			
Base	Max weight required	Fill each bag to	Bag qty
CB-F, CC-M/W18CB	85 lbs.	21.25 lbs.	4
CBH-F, CC-M/W20CB	130 lbs.	18.6 lbs.	7
CBU-F, CC-M/W24CB	160 lbs.	20 lbs.	8
CB-M	160 lbs.	20 lbs.	8
CBU-M	140 lbs.	20 lbs.	7
CB-R	120 lbs.	20 lbs.	6
CBU-R	100 lbs.	20 lbs.	5