Agile building blocks

Table of contents

Spine components

Spine	3
End cap	connectors	4
Organizers	5-6
Privacy panels	7
Planter box	perch pad	8
Transaction shelves	9

Surfaces | surface accessories

Spine supported worksurfaces	10-11
Static tables	12
Height adjustable tables	13
Worksurface supports	14
Worksurface modesty panels	15-17

Storage

Mobile pedestals	18
Bench height pedestals	19

Electrical

3 circuit/5 wire	20
4 circuit/8 wire	21

Accessories

Markerboard	cable tray	22
Wire management	23
Power supplies	24
Lighting	25
Work tools	26
Binny	27

Spine components Straight and configurable beams

General notes

- Widths: 48″w, 54″w, 60″w, 66″w, 72″w
- Refer to Agile planning guide for additional beam connection information and power locations

Standard beams

- Not for use with Staks wall panels
- Consists of starter and add-on beams
- Starter beam can be stand alone unit
- Add-on beam must connect to another unit

Configurable beams

- Use with X, L, T, or 120° connector kits, or Staks wall panels using a A-CKTS panel connector
- Consists of starter, add-on, and center beams

Modesty panels

- No modesty standard
- Optional modesty panels available in half or full height

Power and data

- No power standard (X9). Optional three circuit, four circuit, or Chicago code power
- Power cutouts are located on each side of the beam
- 48″w and 54″w has two power cutouts per side
- 60″w, 66″w, and 72″w has option for two or four power cutouts per side
- **Note**: Duplex receptacles, jumpers, and infeeds are not included and specified separately
- Data knockouts in underside of the beam

Standard beams

Starter
A-60S shown

Add-on
A-60A shown

Configurable beams

Starter
A-60CS shown

Add-on
A-60CA shown

Center
A-60CC shown

Modesty panel

Half modesty (HMD)

Full modesty (FMD)

Power

Two power cutouts per side
A-60S shown

Four power cutouts per side
A-60S shown

Spine components End cap

- Covers exposed legs at end of runs
- **Note**: Required for each outer leg with a foot

A-MEC

Spine components Configurable connector kits

- See **Agile planning guide** for more information
- Use the 120°, X, L, and T connectors with configurable spine units to create various layouts
- A-CKTS connector kit is used to attach configurable panels to Staks wall panels at the end of a spine run

120° connector

A-CKT120

X connector

A-CKTX

L connector

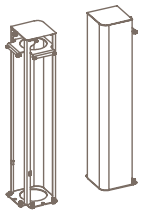

A-CKTL

T connector

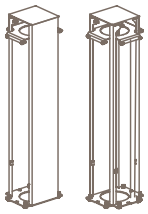

A-CKTT

Panel connector

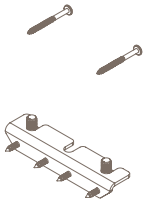

A-CKTS

Spine organizers Open | hinged door

General notes

- Widths: 48″w, 54″w, 60″w, 66″w, 72″w
- Depth: 14.5″d
- 48″w features three sections, 54″w-72″w features four sections
- Height: 15″h (48″ overall height)
- Includes mounting bracket hardware to attach to spine top

Options

- Doors and backs can be specified as TFL, veneer, dry erase laminate, frosted acrylic, white back painted glass with aluminum frame (with or without anodized backer), white full back painted glass. **Note:** Excludes shared open organizers
- For hinged door models no locking standard, optional locking

Single sided

- Open or hinged door
- 12.25″d interiors

Double sided shared

- Double sided open organizer
- 6.125″d interiors on both sides

Double sided alternating

- Open or hinged door
- 12.25″d interiors
- 48″w features one center opening side A, and two end openings side B
- 54″w-72″w features two alternating openings per side

Single side

Open
A-4815SSORG3 shown

Door
A-4815SSORG3D shown

Double sided shared

A-4815SORGO3 shown

Double sided alternating

Door (48″w, side A reference)
A-4815SORG3DA shown

Open (48″w, side B reference)
A-4815SORG3A shown

Open (54″w reference)
A-5415SORG4A shown

Spine organizers Privacy panel | planter | peg board

General notes

- Widths: 54″w, 60″w, 66″w, 72″w
- Depth: 14.5″d (12.25″d interior)
- Height: 15″h (48.5″ overall height)
- 15″w end storage boxes with hinged doors
- Single or double sided openings
- Center section ranges from 24″w-42″w, varies by organizer width
- Includes mounting bracket hardware to attach to spine top

Options

- Doors and backs can be specified as TFL, veneer, dry erase laminate, frosted acrylic, white back painted glass with aluminum frame (with or without anodized backer), white full back painted glass
- No locking standard on doors, optional locking

Privacy panel

- Optional tackboard for center privacy panel. Can be mounted on each side of the organizer panel
- Tackboard widths: 24″w, 30″w, 36″w, 42″w

Peg board

- Double sided peg board in center section
- Accessories include peg hook, and shelf with pegs
- Pegs come with rubber o-rings in grooves to prevent slippage
- Shelves available as 14″w or 18″w
- **Note**: Pegs and shelves can not be installed in same holes on each side

Planter

- Planter box available in standard or studio paints
- Optional planter liner. **Note**: Planter liner is not self watering

Privacy panel

Single sided
A-5415SSORGP shown

Double sided
A-5415SORGP

Peg board

Single sided
A-5415SSORGPBD shown

Double sided
A-5415SORGPBD

Planter

Single sided
A-5415SSORGPBX shown

Double sided
A-5415SORGPBX

Privacy panel tackboard

FT1252 shown

Peg board accessories

Shelf
PND-1405PBSK shown (14″w)

Peg
PND-PBP

Spine accessories Privacy panel

- Widths: 46″w, 54″w, 58″W, 64″w, 70″w
- Screen depth: varies .25″d - 1″d depending on material
- Heights: 14.125″h (42.5″ overall height), 20.125″h (48.5″ overall height), 28.125″h (56.5″ overall height)
- Material: TFL, veneer/HPL, glass, frosted acrylic, or upholstered
- TFL/veneer screen is horizontal grain
- Glass screen available as clear, or single or double sided frosted
- Available with square or rounded corners. **Note**: for upholstered screens with rounded corners, only top corners will be rounded
- Includes bracket mounting hardware to attach to spine top

Elevations

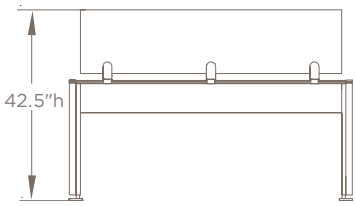

14.125″h privacy screen

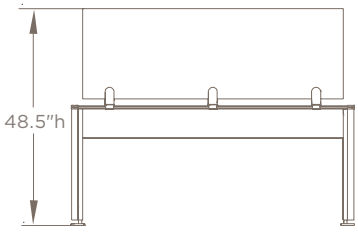

20.125″h privacy screen

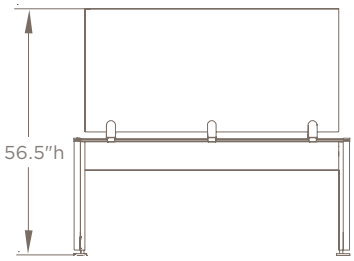

28.125″h privacy screen

TFL

14.125″h shown
A-PVPT-5814S (square)
A-PVPT-5814R (round)

Veneer/HPL

14.125″h shown
A-PVPV-5814S (square)
A-PVPV-5814R (round)

Glass

14.125″h shown
A-PVPG-5814S (square)
A-PVPG-5814R (round)

Acrylic

14.125″h shown
A-PVPA-5814S (square)
A-PVPA-5814R (round)

Upholstered


14.125″h shown
A-PVPF-5814S (square)
A-PVPF-5814R (round)

Spine components Planter box

- Widths: 12″w, 18″w, 24″w
- Depth: 6.25″d
- Height: 5.375″h
- Available in standard or studio paints
- Slides into any location along spine top rail
- Includes mounting hardware
- Optional planter liner. **Note**: Planter liner is not self watering

A-PB24 (24″w) shown

Spine components Perch pad

- Width: 18″w
- Depth: 6.75″d
- Height: 3.5″h
- Upholstered cushion pad
- Slides into any location along spine top rail
- **Note**: When in use pad will not slide along spine

A-SC18

Spine components Transaction shelves

General notes

- Depth: 12″d
- Height: 0.75″h
- Long grain
- TFL or veneer
- Includes mounting hardware
- Refer to **Agile planning guide** for information on how to specify widths

Stand alone

- Widths: 48″w, 54″w, 60″w, 66″w, 72″w, 78″w, 84″w
- Rounded corners
- Not for use next to other transaction shelves

Start/end

- Widths: 54″w, 60″w, 66″w, 72″w, 78″w
- Two round and two square corners
- Must use one at each end, with square corners connecting. Can be used with intermediate shelves in between start/end shelves

Intermediate

- Widths: 48″w, 54″w, 60″w, 66″w, 72″w,
- Square corners
- Must be used in between start/end shelves



Elevation

Standalone

A-TRSS-6012 shown

Start/end

A-TRSE-6012 shown

Intermediate

A-TRSI-6012 shown

Surfaces Rectangle

- Widths: 48″w, 54″w, 60″w, 66″w, 72″w, 78″w
- Depths: 22″d, 30″d, 36″d
- Height: 1″h
- Square or round worksurface corners
- TFL or veneer
- Long grain
- Attaches to spine beam. Requires A-WBKT brackets and legs for support

22″d

A-MCT-4822 (square) shown
A-MCT-4822R (round)

30″d

A-MCT-4830 (square) shown
A-MCT-4830R (round)

36″d

A-MCT-4836 (square) shown
A-MCT-4836R (round)

Surfaces 90° corner

- Surface sizes: 48x48, 54x54, 60x60
- Height: 1″h
- Square or round worksurface corners
- Grain directions: Left, right, diagonal, and front to back. **Note**: Front to back grain available as veneer only
- Attaches to spine beam. Requires A-WBKT brackets and legs for support

Left grain

A-CU-4848L (square) shown
A-CU-4848LR (round)

Right grain

A-CU-4848R (square) shown
A-CU-4848RR (round)

Diagonal grain

A-CU-4848D (square) shown
A-CU-4848DR (round)

Front to back grain

A-CU-4848V (square) shown
A-CU-4848VR (round)

Surfaces 120° corner

- Surface sizes: 48x48, 54x54, 60x60
- **Note**: 60″w available as veneer only
- Height: 1″h
- Square or round worksurface corners
- Diagonal grain direction
- Attaches to spine beam. Requires A-WBKT brackets and legs for support

A-CU-4848T (square) shown
A-CU-4848TR (round)

Tables Static

General

- Height: 29″h
- Square or round worksurface corners
- Deuce base

Options

- Glides standard, optional casters. Casters available in black or white
- Optional connector ganging brackets

Rectangle

- Widths: 48″w, 54″w, 60″w, 66″w, 72″w
- Depths: 22″d, 30″d
- Long grain direction

90° corner

- Desk sizes: 48x48, 54x54, 60x60
- Diagonal grain direction

120° corner

- Table sizes: 48x48 (actual 83x43), 54x54 (actual 94x47), 60x60 (actual 104x49)
- Diagonal grain direction
- **Note**: 60″w available as veneer only

Rectangle

A-4822RT (square) shown
A-4822RTR (round)

90° corner

A-D4848CU (square) shown
A-D4848CUR (round)

120° corner

A-T4848CU (square) shown
A-T4848CUR (round)

Leg/foot detail

Glide A4F (standard)

Optional casters
Black A4G (shown)
White A4H

Tables Height adjustable

General

- Height: 29″h
- Square or round worksurface corners
- Base available as grey, black, or white
- Height adjustable ranges vary by foot style, see **Agile planning guide**

Options

- Center rectangle or square post with tubular glide foot standard (TGK)
- Foot options: Flat glide (FGK), tubular caster (TCK), flat caster (FLK)
- Pneumatic base available for rectangle tables only

Rectangle

- Widths: 46″w, 52″w, 58″w, 64″w, 70″w
- Depths: 22″d, 30″d
- Long grain direction

90° corner

- Desk sizes: 46x46, 52x52, 58x58
- Diagonal grain direction

120° corner

- Desk sizes: 46x46 (actual 80.5x42.5), 52x52 (actual 91x45.5), 58x58 (actual 101.5x48.5)
- Diagonal grain direction
- **Note**: 58x58 available as veneer only

Rectangle

A-4622RT (square) shown
A-4622RTR (round)

90° corner

A-D4646CU (square) shown
A-D4646CUR (round)

120° corner

A-T4646CU (square) shown
A-T4646CUR (round)

Leg detail

Rectangle leg (CRK)

Square leg (CSK)

Foot detail

Tubular glide (TGK) (standard)

Flat glide (FGK)

Tubular caster (TCK)

Flat caster (FLK)

Worksurfaces Supports

General notes

- Refer to Agile planning guide for connector, base, and support application details

Metal bases

- Height: 27.875″h
- A-L2S square base: 2″x2″
- A-CB4 cylinder base: 4″dia
- A-R7L Reese leg: 1.5″x1.5″ post leg with 7″ triangular mounting plate, set of two. **Note**: For use with square corner surfaces only, 72″w max surface width when used to create a table desk
- H leg base: For 22″d, 30″d, 36″d square corner worksurfaces. Single base

Supports

- Worksurface bracket: Connects worksurface to spine wall
- Worksurface straightener: Use to support unsupported worksurface spans of 48″w-78″w
- MBAR: for use with two H legs in a table desk configuration to stabilize the table

Table connectors

- Set of two
- Use TC1 to connect rectangular tables. Two required per connecting edge
- Use TC2 for all other table shapes. Two connectors per table needed
- **Note**: Connectors must be used with specifying electrical components on movable tables

Metal bases

Square
A-L2S

Cylinder
A-CB4

Reese
A-R7L

H leg
A-22HBA1 shown

Supports

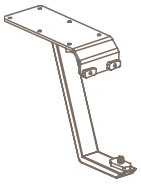

Worksurface bracket
A-WBKT



Worksurface straightener
SPTR48 shown

MBAR support
A-MBAR-48 shown

Table connectors

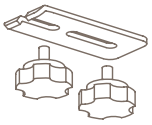

TC1

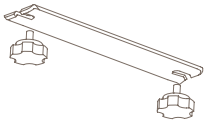

TC2

Accessories Modesty panel

General notes

- Attaches to worksurface edge
- Widths: 40″w, 42″w, 46″w, 48″w, 52″w, 54″w, 60″w, 66″w
- Heights: 23.75″h (42″ overall height), 29.75″h (48″ overall height)
- Material: TFL, frosted acrylic, upholstered, or TFL with tackboard
- TFL modesty is vertical grain
- Modesty panels are offset from worksurface edge 1.5″ for wire management

Brackets

- TFL and TFL with tackboard modesty panels include two cantilever mounting brackets per panel
- Frosted acrylic modesty requires WEBKT-1 brackets
- Upholstered modesty requires WEBKT-3 brackets

Elevations

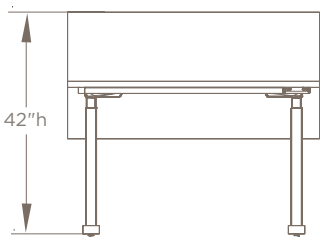

23.75″h privacy screen

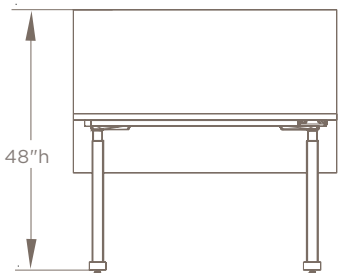

29.75″h privacy screen

TFL

(23.75″h)
A-WEM-4623.75 shown

(29.75″h)
A-WEM-4629.75

Upholstered

(23.75″h)
A-WEMF-4623.75 shown

(29.75″h)
A-WEMF-4629.75

Acrylic

(23.75″h)
A-WEMA-4623.75 shown

(29.75″h)
A-WEMA-4629.75

TFL with tackboard

(23.75″h)
A-WEMT-4623.75 shown

(29.75″h)
A-WEMT-4629.75

Brackets

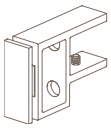

Frosted acrylic modesty
WEBKT-1

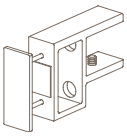

Upholstered modesty
WEBKT-3

Accessories PET modesty | static tables

General

- Overall heights (based on 29″h table height):
  - 41″h (12″h modesty)
  - 47″h (18″h modesty)
  - 53″h (24″h modesty)
- **Note**: 12″h modesty hangs 8″ below worksurface
- Modesty panels are offset from worksurface edge and sides 1.5″ for wire management
- Mounting brackets included

24″d table modesty

- Widths: Use with 24″d tables 48″w-72″w
- Depth: 15″d wing ends

30″d table modesty

- Widths: For 30″d tables 48″w-66″w
- Depth (varies by width):
  - 48″w modesty: 27″d wing ends
  - 54″w modesty: 24″d wing ends
  - 60″w modesty: 21″d wing ends
  - 66″w modesty: 18″d wing ends

Elevations

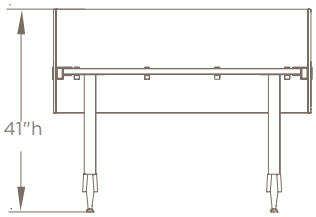

12″h privacy screen

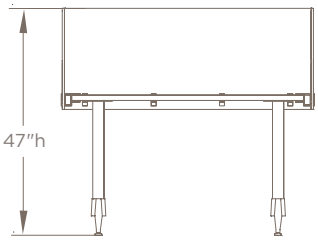

18″h privacy screen

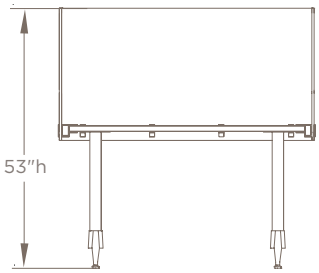

24″h privacy screen

Static

12″h
A-WEMP-4812 shown

18″h
A-WEMP-4818 shown

24″h
A-WEMP-4824 shown

24″h (for 30″d tables)
A-EWEMP-4824 shown

Accessories PET modesty | height adjustable tables

General

- Overall heights (based on table height range with rectangular leg and tubular foot on glides):
  - 40.875"h - 60.5"h (12"h modesty)
  - 46.875"h - 66.5"h (18"h modesty)
  - 64.875"h - 84.5"h (24"h modesty)
- **Note**: Overall heights vary based on leg and foot style, and glide or caster option
- **Note**: 12"h modesty hangs 8" below worksurface
- Modesty panels are offset from worksurface edge and sides 1.5" for wire management
- Mounting brackets included

24"d table modesty

- Widths: Use with 24"d tables 52"w-70"w
- Depth: 15"d wing ends

30"d table modesty

- Widths: For 30"d tables 46"w-70"w
- Depth (varies by width):
  - 46"w modesty: 28"d wing ends
  - 52"w modesty: 25"d wing ends
  - 58"w modesty: 22"d wing ends
  - 64"w modesty: 19"d wing ends
  - 70"w modesty: 16"d wing ends

Elevations
Shown at 29"h desk height

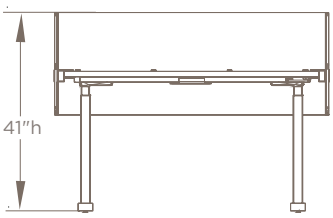

12"h privacy screen

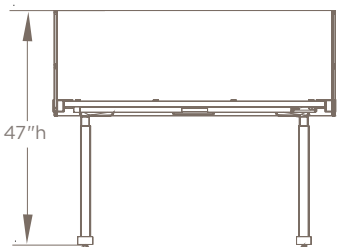

18"h privacy screen

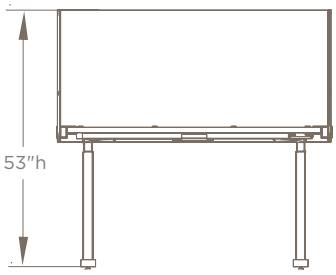

24"h privacy screen

Height adjustable

12"h
AH-WEMP-5212 shown

18"h
AH-WEMP-5218 shown

24"h
AH-WEMP-5224 shown

24"h (for 30"d tables)
AH-EWEMP-5224 shown

Storage Mobile pedestals

General

- Recessed casters
- File drawers feature letter or legal filing

Options

- Available as finished top, or unfinished top to use with 6-1619SC2 cushion
- Optional felt top for pedestals with finished top

Box/file
A-1619MP7 (finished)
A-1619MP8 (unfinished)

Shelf file
A-1619MP3 (finished)
A-1619MP4 (unfinished)

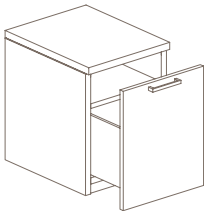

Shelf file interior

Shelf
A-1619MP5 (finished)
A-1619MP6 (unfinished)

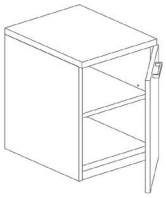

Shelf interior

Cushion

A-1619SC2

Felt top

Storage Bench height pedestals

General

- Creates a 17″h worksurface height
- Pedestal model available at full height, or for use 3″ riser support
- Widths: 24″w, 30″w, 36″w
- Depth: 22″d
- Finished back standard (LXT)
- Bench height cabinets feature finished top, not to be used with worksurfaces
- Can be used with **floor storage cushions**, specified separately

Options

- No lock standard (NL). Optional locking for drawer and door pedestals (LCK1)

Riser support

- Can be used on indivdual pedestals, or span across multiple pedestals. **Note**: Riser support can be used on runs up to 90″w
- To fill in gaps between multiple runs of riser support storage, a support filler can be used. Filler is 46″w and will be field cut to length

Cushions

- Round: 20″ diameter. Anti slip material on underneath side keeps cushion securely into place
- Rectangle: 24″w, 30″w, 36″w, 48″w, 60″w, 72″w, 90″w. Attaches to storage with dual lock strip

No riser/leg support

Tray drawers
6-N2422SSHC shown as Z2 drawers

File drawer
shown as A16 drawer

Double door with adjustable shelf
shown as G1D doors

Sliding door
shown as G1V door

Open with shelf
shown as Z1 shelf

Open no shelf
shown as G1U open

3″h riser support

Tray drawers
6-R2422SSHC shown as Z2 drawers

File drawer
shown as A16 drawer

Double door with adjustable shelf
shown as G1D doors

Sliding door
shown as G1V door

Open with shelf
shown as Z1 shelf

Open no shelf
shown as G1U open

Storage support

Riser
A-RSR-2216 shown

Riser filler
A-RF-L46

Cushions

Round
A-20RSC

Rectangle
A-3022SC shown

Electrical 3 circuit / 5 wire

- Infeed options include: liquid tight, metal, NYC code and plug and play. Liquid and metal infeeds are 10′, NYC code and plug and play infeeds are 6′ long. **Note**: plug and play infeed limits system, must use all circuit I duplexes
- Duplexes available in circuit I, II and III
- For jumper length application, see **Agile planning guide**
- YCB5 Y connector used to connect power infeed to any jumper junction and power block

Hardwired infeed
PWF5L120 (liquid tight)
PWF5M120 (metal)

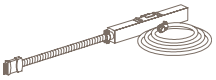

NYC hardwired infeed
PWF5NYC



Plug and play infeed
PWF5M20AMP

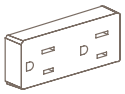

Duplex
DPX5W1 shown

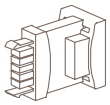

Y connector
YCB5

Power jumper
MCJ5W35M shown

Electrical 4 circuit / 8 wire

- Infeed options include: liquid tight, metal, NYC code, plug and play and rotating. Liquid and metal infeeds are 10′, NYC code and plug and play infeeds are 6′ long except for the rotating infeed, which is a quick disconnect wall outlet allowing cords to be removed from wall when hardwiring. **Note**: plug and play infeed limits system, must use all circuit I duplexes
- Duplexes available in circuit I, II, III and IV. Circuit IV is dedicated
- For jumper length application, see **Agile planning guide**
- JC-2 jumper connector allows connection of two jumpers

Hardwired infeed
PWF3L120 (liquid tight)
PWF3M120 (metal)

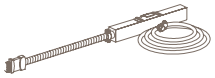

NYC hardwired infeed
PWF3NYC



Plug and play infeed
PWF3M20AMP

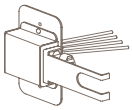

Rotating infeed
PWF3QD

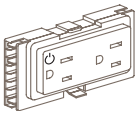

Duplex
DPX8WC1 shown

Power jumper
MCJ8W35M shown

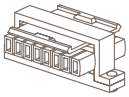

Jumper connector
JC-2

Accessories Markerboard

- Hangs from worksurface
- White dry erase markerboard surface on both sides
- Includes two hooks that attach to underside of the worksurface

A-1414MB

Accessories Cable tray

- Widths: 34″w, 46″w, 58″w
- Use for power and data cable storage
- 10 lb. weight limit
- Includes mounting hardware
- Use 34″w tray with 48″w and 54″w beams
- Use 46″w tray with 60″w beams
- Use 58″w tray with 66″w and 72″w beams

A-CBT60 shown

Accessories Wire management

- Velcro wire manager strip comes in pack of four, not intended for heavy duty cabling
- Cable management clip, mounts to underside of surface, three positions, not intended for heavy duty cabling
- Plastic, wire basket, and PET wire manager are used to manage jumper and user cords horizontally along underside of surface
- Vertebra cable manager can be used to manage data cords vertically at an infeed location, and for fixed height table desks
- Adjustable height wire manager commonly used in stand alone height adjustable table applications
- Table to table connection and fabric wire manager commonly used to manage wires that span from a height adjustable surface to a fixed height surface, fabric wire manager can also be used to manage infeed and data cords in a vertical application

Velcro wire manager
WM-V4

Cable management undersurface clip
CM30-NR

Plastic wire manager
WM-36 shown

Wire basket manager
WBT33H shown

Deep wire basket manager
DWBT33H shown

PET wire manager
WM-P32 shown

Fabric wire manager
WM-HA6

Vertebra cable manager
CMV-AL



Height adjustable table desk manager
WM-HA

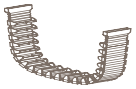

Height adjustable table to table manager
WM-HA2 shown

Accessories Power supplies

- OFS offers a wide variety of recessed, undermount, and clamp mounted power supplies. View all available power options on the **power/data** specify and price page

PS-3UM

PS-3CM

PS-77

PS-69



PS-71

PS-92

PS-100WL shown

PS-90B shown with H8P accent

Accessories Lighting

Tilly

- 6″ diameter table top base or clamp mount. **Note:** Clamps to worksurfaces 0.5″-1.25″ thick
- Single or double arm
- Powder coated aluminum
- Brightness dimming
- 3′ silver cord and 9′ black 18 WATT wall transformer
- Automatic shutoff after 10 hours
- Optional USB

Surface task light

- On/off switch with adjustable dimming
- LED 3500K bulb
- Silver frame
- Clamps to surface rim. **Note**: Cannot be used on units with back panel
- 6′ power cord

Tilly

LCA-TL3BM shown

Surface task light

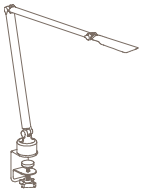

TL-20

Accessories Work tools

Keyboard trays

- Keyboard arm KBA-1 and wood tray WKT to be used together
- Keyboard Arm KBA-2 - Arm assembly with built in clamps, no additional tray needed
- Keyboard KBA-3 features integrated keyboard and mouse tray
- Wood keyboard tray WK/S - extendable tray

Monitor arms

- Single or double monitor arms
- Available in silver, black, or white
- Smart base with integrated USB-A and USB-C
- Top down clamp or grommet mount
- Concealed cable management
- For screens 17"-35", weight 4-24.2 lbs

Sit to stand

- Sit to stand monitor/keyboard arm, available with single or double monitor arm
- Desktop sit to stand workstation integrated keyboard tray, space for two monitors, available in white finish

Storage add ons

- Pencil tray not for use with MPD12 multi file pedestal or 12"w pedestals
- Pencil drawer - black molded plastic, flush mount
- Hanging drawer mounts to underside of surface, upper tray drawer, lower shelf. Refer to price guide for compatibility

Misc items

- CPU Holder - mounts to underside of surface

Keyboard trays



Keyboard arm
KBA-1

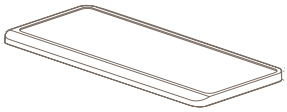

Wood tray
WKT

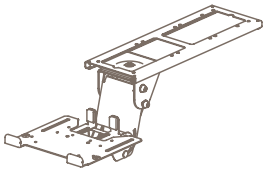

Keyboard arm
KBA-2

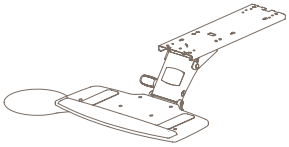

Keyboard tray
KBA-3

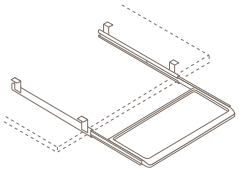

Wood keyboard tray
WK/S

Monitor arms

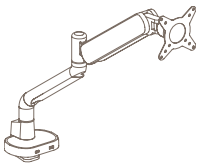

Single arm
MA-5_

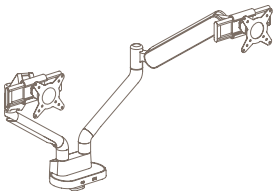

Double arm
MA-5D_

Sit to stand

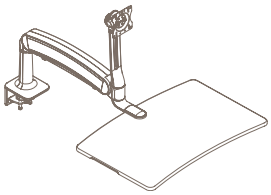

Monitor/keyboard arm
*single arm shown
MKA-1S_

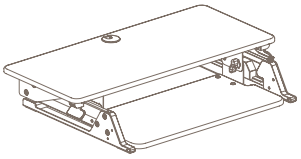

Workstation
SSW-1W

Storage add ons

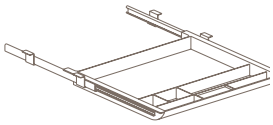

Pencil drawer
PD-1

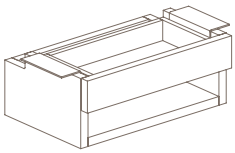

Hanging drawer
HDS

Misc items

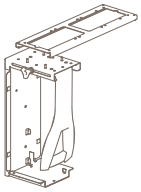

CPU holder
CPUH-1

Accessories Binny

- Molded PET storage tote in two sizes, wide or tall, with leather pull strap, pull attached with rivets
- Attached under surface with rail, for use with Staks, Agile, Applause and Heya height adjustable tables
- Rails come in standard height, or extended to clear worksurface obstructions
- Tote finishes: Charcoal, Tan, Steel Blue
- Strap finishes: Chocolate, Carbon, Natural
- Rivet finishes: Black or Brass
- Rail finishes: any standard or studio powder coat
- Wide tote accessories: nameplate, lid, large accessory tray, small accessory tray, nine section divider
- Tall tote accessories: nameplate, lid, large accessory tray, small accessory tray, and divider

Wide Binny tote

Tan tote, Chocolate strap, Black rivets

Steel Blue tote, Natural strap, Black rivets

Charcoal tote, Carbon strap, Brass rivets

Wide Binny rails

Wide rail, standard

Wide rail, extended

Wide Binny tote accessories

Nameplate

Lid

Large accessory tray

Small accessory tray

Divider

Tall Binny tote

Tan tote, Natural strap, Black rivetsl

Steel Blue tote, Carbon strap, Brass rivets

Charcoal tote, Chocolate strap, Brass rivets

Tall Binny rails

Wide rail, standard

Wide rail, extended

Tall Binny tote accessories

Nameplate

Lid

Large accessory tray

Small accessory tray