Element building blocks



Table of contents

Overview

Front panel inlay detail 3

Front panel overlay detail 4

Desks

Transaction shelf desks 5-14

Transaction box desks 15-24

Storage/accessories

Pedestals 25-26

Work accessories 27

Element overview Front panel inlay detail

- Inlay detail available on both transaction counter and transaction box reception desks
- Straight grain, no inlay (GY) standard
- Straight grain with inlay:
  - Metallic inlay (B7V)
  - Black inlay (B7T)
- Reverse diamond with inlay:
  - Metallic inlay (HB)
  - Black inlay (GZ)
- **Note**: Inlay option on double desk units features two vertical inlay strips towards each end. EL-72D2 model features three vertical inlay strips in reverse diamond pattern only

Straight grain inlays



Metallic inlay (B7V)
shown on single desk with
transaction counter

Reverse diamond inlay



Metallic inlay (HB)
shown on single desk with
transaction box

Inlay detail locations



Straight grain black inlay (B7T) shown on
double desk transaction counter



Reverse diamond black inlay (GZ) shown on
triple desk with transaction box



Reverse diamond black inlay (GZ) shown on
double open desk with transaction counter



Straight grain black inlay (B7T)
shown on open L desk



EL-72D2
black inlay (GZ) shown

Element overview Front panel overlay detail

General notes

- Front panel overlays are available on both transaction shelf and transaction box reception desks
- One overlay for single desk, two overlays for double desk, and three overlays for triple desk
- **Note**: Overlay panels for transaction box desks will always be placed under the transaction box sections

Overlay materials

- No overlay (ZJ) standard
- Veneer straight grain overlay (RN)

Overlay locations



shown on single desk with transaction counter



shown on open L desk with transaction counter



Shown on double desk open center with transaction box



Shown on double desk with transaction counter



Shown on triple desk with transaction box

Overlay materials



Straight grain (RN)
(Oslo shown)

Transaction shelf Transaction counter materials

Veneer

- Straight grain (ZC) standard
- Birdseye maple (ZE)
- **Note**: Standoffs not visible from the top

Stone

- Choose from tier 1 (ZH1), tier 2 (ZH2), tier 3 (ZH3)
- Link to stone options here on ofs.com
- **Note**: Standoffs not visible from the top

Glass

- Clear glass (ZG)
- **Note**: Standoffs are visible from the top

Overlay materials



Straight grain (ZC) (Oslo shown)

Clear glass (ZG)



Santiago quartz shown - tier 2 (ZH2)

Glass standoff detail



Transaction shelf Desk shell

Note: Refer to planning guide for additional information on desk dimensions and shipping notes

General notes

- Overall widths: 72″w, 84″w
- Overall depth: 34.31″d
- Overall height: 45-46″h. Overall height determined by transaction shelf material
- Long grain desk
- See transaction counter materials page for transaction counter finishes

Options

- No desk grommet standard. Optional grommet in any combination of left, center, and right locations
- See inlay detail page or overlay detail page for optional front accent information

Tackboard

- Tackboards available for each desk width. For use on main desk under transaction counter only

Pedestals

- See pedestal page for pedestals available for main desks

Approach side



User side



EL-T72S shown

Grommet



Optional desk grommets
left, center, and right locations shown



Return grommet (for L desk models)
Center location standard

Tackboard



FT1143 (for 72″w desk)
FT1144 (for 84″w desk)

Transaction shelf Single L desk

Note: Refer to planning guide for additional information on desk dimensions and shipping notes

General notes

- Overall widths: 72″w, 84″w
- Overall depths: 82.31″d (48″w return), 94.31″d (60″w return)
- Overall height: 45-46″h. Overall height determined by transaction shelf material
- Long grain desk, with short grain return
- Return is handed left or right based on user location
- Return grommet standard in center location
- See transaction counter materials page for transaction counter finishes

Options

- No desk grommet standard. Optional grommet in any combination of left, center, and right locations
- See inlay detail page or overlay detail page for optional front accent information

Tackboard

- Tackboards available for each desk width. For use on main desk under transaction counter only

Pedestals

- See pedestal page for pedestals available for main desks and returns

Approach side



EL-T72RL48 shown

User side



Grommet



Optional desk grommets
left, center, and right locations shown



Return grommet (for L desk models)
Center location standard

Tackboard



FT1143 (for 72″w desk)
FT1144 (for 84″w desk)

Transaction shelf Open L desk

Note: Refer to planning guide for additional information on desk dimensions and shipping notes

General notes

- Overall widths: 72″w, 84″w
- Overall depths: 82.31″d, 94.31″d
- Overall height: 45-46″h. Overall height determined by transaction shelf material
- Long grain desk with short grain return
- Desk features transaction counter, and open end for ADA access
- Return is handed left or right based on user side location. Return features paper organizer
- Return grommet standard in center location
- See transaction counter materials page for transaction counter finishes

Options

- No desk grommet standard. Two grommet locations available on main desk, behind transaction counter wall
- See inlay detail page or overlay detail page for optional front accent information

Tackboard

- Optional tackboard for each desk width. For use on main desk under transaction counter only

Pedestals

- See pedestal page for pedestals available for main desks and returns

Approach side



User side



EL-T72RL48C shown

Grommet



Optional desk grommets (right hand desk shown) left and center locations shown



Return grommet
Center location standard

Tackboard



FT1145 (for 72″w desk)
FT1146 (for 84″w desk)

Transaction shelf U desk

Note: Refer to planning guide for additional information on desk dimensions and shipping notes

General notes

- Overall widths: 72″w, 84″w
- Overall depths: 104.31″d, 115.81″d
- Overall height: 45-46″h. Overall height determined by transaction shelf material
- Long grain desk and credenza, with short grain bridge
- Bridge is handed left or right based on user side location
- Bridge and credenza grommet standard in center locations
- See transaction counter materials page for transaction counter finishes

Options

- No desk grommet standard. Optional grommet in any combination of left, center, and right locations
- See inlay detail page or overlay detail page for optional front accent information

Tackboard

- Optional tackboard for each desk width. For use on main desk under transaction counter only

Pedestals

- See pedestal page for pedestals available for main desks and credenzas

Approach side



EL-T72RU48 shown

User side



Tackboard



FT1143 (for 72″w desk)
FT1144 (for 84″w desk)

Grommets



Optional desk grommets
left, center, and right locations shown



Bridge grommet
Center location standard



Credenza grommet
Center location standard

Transaction shelf Double desk shell | open center

Note: Refer to planning guide for additional information on desk dimensions and shipping notes

General notes

- Overall widths: 144″w, 168″w
- Overall depth: 34.31″d
- Overall height: 45-46″h. Overall height determined by transaction shelf material
- Long grain desk (two surfaces)
- Two 36″w or 48″w transaction counters, one at each end. 36″w on 72″w models, and 48″w on 84″w models
- 72″w center opening between transaction counters
- See transaction counter materials page for transaction counter finishes

Options

- No desk grommet standard. Optional grommets under transaction counter end (two total)
- See inlay detail page or overlay detail page for optional front accent information

Tackboard

- Optional tackboard for each desk width. For use on main desk under transaction counter only. Two tackboards included in model number, one for each end

Pedestals

- See pedestal page for desk pedestals available. Cannot be used with return pedestals. **Note**: pedestals cannot be placed in center section

Approach side



EL-T72DC shown

User side



Grommet



Optional desk grommets
located under transaction counter end

Tackboard



FT1141 (for 144″w desk)
FT1142 (for 168″w desk)

Transaction shelf Double desk shell

Note: Refer to planning guide for additional information on desk dimensions and shipping notes

General notes

- Overall widths: 144″w, 168″w
- Overall depth: 34.31″d
- Overall height: 45-46″h. Overall height determined by transaction shelf material
- Long grain desk (two surfaces)
- Support panel standard at surface seam
- **Note**: Support panel can be removed and replaced with a desk pedestal, or pedestal can be placed next to support panel
- See transaction counter materials page for transaction counter finishes

Options

- No desk grommet standard. Optional grommets centered on each desk worksurface (two total)
- See inlay detail page or overlay detail page for optional front accent information

Tackboard

- Optional tackboard for each desk width. For use on main desk under transaction counter only

Pedestals

- See pedestal page for pedestals available for main desks

Center inlay

- Overall width: 144″w only
- Reverse diamond front with choice of inlay color only. **Note**: EL-T72D2 has center vertical inlay strip. Other models do not feature center strip when inlay is chosen. See front panel inlay detail page for more information

Approach side



EL-T72D shown

User side



Desk grommet



Optional desk grommets
centered on each worksurface

Return grommet



Return grommet
Center locations standard

Tackboard



FT1137 (for 144″w desk)
FT1138 (for 168″w desk)

Center inlay



EL-T72D2
metallic inlay shown

Transaction shelf Double desk shell with returns

Note: Refer to planning guide for additional information on desk dimensions and shipping notes

General notes

- Overall widths: 144″w, 168″w
- Overall depths: 82.31″d, 94.31″d
- Overall height: 45-46″h. Overall height determined by transaction shelf material
- Long grain desk (two surfaces)
- Support panel standard at surface seam
- **Note**: Support panel can be removed and replaced with a desk pedestal, or pedestal can be placed next to support panel
- Short grain returns
- Return grommets standard in center location
- See transaction counter materials page for transaction counter finishes

Options

- No desk grommet standard. Optional grommets centered on each desk worksurface (two total)
- See inlay detail page or overlay detail page for optional front accent information

Tackboard

- Optional tackboard for each desk width. For use on main desk under transaction counter only

Pedestals

- See pedestal page for pedestals available for main desks and returns

Approach side



EL-T72D48 shown

User side



Desk grommet



Optional desk grommets
centered on each worksurface

Return grommet



Return grommet
center locations standard

Tackboard



FT1137 (for 144″w desk)
FT1138 (for 168″w desk)

Transaction shelf Triple desk shell

Note: Refer to planning guide for additional information on desk dimensions and shipping notes

General notes

- Overall widths: 216″w, 252″w
- Overall height: 45-46″h. Overall height determined by transaction shelf material
- Overall depth: 34.31″d
- Long grain desk (three surfaces)
- Support panel at each surface seam
- **Note**: Support panel can be removed and replaced with a desk pedestal, or pedestal can be placed next to support panel
- See transaction counter materials page for transaction counter finishes

Options

- No desk grommet standard. Optional grommets centered on each worksurface (three total)
- See inlay detail page or overlay detail page for optional front accent information

Tackboard

- Optional tackboard for each desk width (three tackboards total). For use on main desk under transaction counter only

Pedestals

- See pedestal page for pedestals available for main desks

Approach side



EL-T72T shown

User side



Desk grommet



Optional desk grommets
centered on each worksurface

Return grommet



Return grommet
Center locations standard

Tackboard



FT1139 (for 216″w desk)
FT1140 (for 252″w desk)

Transaction shelf Triple desk shell with returns

Note: Refer to planning guide for additional information on desk dimensions and shipping notes

General notes

- Overall widths: 216″w, 252″w
- Overall depths: 82.31″d, 94.31″d
- Overall height: 45-46″h. Overall height determined by transaction shelf material
- Long grain desk (three surfaces)
- Support panel at each surface seam
- **Note**: Support panel can be removed and replaced with a desk pedestal, or pedestal can be placed next to support panel
- See transaction counter materials page for transaction counter finishes
- Short grain returns
- Return grommets standard in center location

Options

- No desk grommet standard. Optional grommets centered on each worksurface (three total)
- See inlay detail page or overlay detail page for optional front accent information

Tackboard

- Optional tackboard for each desk width (three tackboards total). For use on main desk under transaction counter only

Pedestals

- See pedestal page for pedestals available for main desks and returns

Approach side



EL-T72T48 shown

User side



Desk grommet



Optional desk grommets
centered on each worksurface

Return grommet



Return grommet
Center locations standard

Tackboard



FT1139 (for 216″w desk)
FT1140 (for 252″w desk)

Transaction box Overview

General notes

- Transaction box interior includes cubby sections
- Vertical dividers within transaction box are frosted acrylic

LED lighting

- Optional accent light (NY). Three LED lights under transaction box. **Note**: Lights can be placed anywhere along front or side of transaction box
- Power cord with built in switch located in front corner below the worksurface

Boat shaped transaction shelf

- Available on double and triple desks, with or without returns. **Note**: Not available on double desk with open center
- 36″w boat shaped transaction shelf fills the space between transaction box openings
- Materials available: Straight grain (ZQ), clear glass (ZU), or quartz
- For quartz choose from tier 1 (ZV1), tier 2 (ZV2), tier 3 (ZV3)
- Link to quartz options here on ofs.com

Transaction box cubby



LED lights



Shown with all three lights on front

Boat shaped transaction shelf



Transaction boat shaped shelf materials



Straight grain (ZQ) (Oslo shown)

Clear glass (ZU)



Santiago quartz shown - tier 2 (ZV2)

Transaction box Desk shell

Note: Refer to planning guide for additional information on desk dimensions and shipping notes

General notes

- Overall widths: 80″w, 92″w
- Overall depth: 56″d
- Overall height: 47.75″h
- Long grain desk
- 18″w opening on approach handed left or right from user side

Options

- Optional short grain 18″w x 12″d filler top. Fills in space along return side, under the transaction box on return side. Specify right filler (ZM) for left handed desk models, and left filler (ZL) for right handed desk models
- No desk grommet standard. Optional grommet in any combination of left, center, and right locations
- No LED lights standard (NV). Optional LED lights for desk front (NY)
- See inlay detail page or overlay detail page for optional front accent information

Tackboard

- Optional tackboard for each desk width. For use on main desk under transaction box only
- **Note**: Tackboard does not run full width of the desk

Pedestals

- See pedestal page for pedestals available for main desks

Approach side



EL-B72SL shown (left hand)

User side



Optional filler top



ZM right filler shown

Grommet



Optional desk grommets
left, center, and right locations shown

Tackboard



FT1133 (for 80″w desk)
FT1134 (for 92″w desk)

Transaction box L desk

Note: Refer to planning guide for additional information on desk dimensions and shipping notes

General notes

- Overall widths: 80″w, 92″w
- Overall depth: 86″d, 98″d
- Overall height: 47.75″h
- Long grain desk with short grain return
- Handed left or right based on return location
- Return grommet standard in center location (G3)

Options

- No desk grommet standard. Optional grommet in any combination of left, center, and right locations
- See inlay detail page or overlay detail page for optional front accent information

Tackboard

- Optional tackboard for each desk width. For use on main desk under transaction box only
- **Note**: Tackboard does not run full width of the desk

Pedestals

- See pedestal page for pedestals available for main desks and returns

Approach side



EL-B72RL48 shown (right hand)

User side



Desk grommet



Optional desk grommets
left, center, and right locations shown

Return grommet



Standard return grommet

Tackboard



FT1133 (for 80″w desk)
FT1134 (for 92″w desk)

Transaction box Open L desk

Note: Refer to planning guide for additional information on desk dimensions and shipping notes

General notes

- Overall widths: 80″w, 92″w
- Overall depths: 86″d, 98″d
- Overall height: 47.75″h
- Long grain desk, with short grain return
- Desk features transaction box, and open end for ADA access
- Return is handed left or right based on user side location
- Return features paper organizer
- Return grommet standard in center location

Options

- No desk grommet standard. Two grommet locations available on main desk, behind transaction counter wall
- See inlay detail page or overlay detail page for optional front accent information

Tackboard

- Optional tackboard for each desk width. For use on main desk under transaction box only
- **Note**: Tackboard does not run full width of the desk

Pedestals

- See pedestal page for pedestals available for main desks and returns

Approach side



User side



EL-B72RL48C shown

Desk grommet



Optional desk grommets
center and left locations shown

Return grommet



Return grommet
center locations standard

Tackboard



FT1135 (for 80″w desk)
FT1136 (for 92″w desk)

Transaction box U desk

Note: Refer to planning guide for additional information on desk dimensions and shipping notes

General notes

- Overall widths: 80″w, 92″w
- Overall depths: 108″d, 119.5″d
- Overall height: 47.75″h
- Long grain desk and credenza, with short grain bridge
- Handed left or right based on bridge location
- Return grommet standard in center location (G3)

Options

- No desk grommet standard. Optional grommet in any combination of left, center, and right locations
- See inlay detail page or overlay detail page for optional front accent information

Tackboard

- Optional tackboard for each desk width. For use on main desk under transaction box only
- **Note**: Tackboard does not run full width of the desk

Pedestals

- See pedestal page for pedestals available for main desks and credenzas

Approach side



EL-B72RU48 shown (right hand)

User side



Tackboard



FT1133 (for 80″w desk)
FT1134 (for 92″w desk)

Desk grommet



Optional desk grommets
left, center, and right (G8) locations shown

Return grommet



Standard bridge grommet

Credenza grommet



Standard credenza grommet

Transaction box Double desk shell | open center

Note: Refer to planning guide for additional information on desk dimensions and shipping notes

General notes

- Overall widths: 160″w, 184″w
- Overall depth: 56″d
- Overall height: 47.75″h
- Long grain desk, two surfaces
- 72″w center opening below worksurface. 19.5″d at center, reduces to 13.125″d at ends

Options

- Optional short grain 18″w x 12″d filler top fills in space along return side under the transaction box. Specify right filler (ZM), left filler (ZL), or left and right filler (ZN)
- No desk grommet standard. Optional grommets under transaction counter end (two total)
- See inlay detail page or overlay detail page for optional front accent information

Tackboard

- Optional tackboard for each desk width. For use on main desk under transaction box only

Pedestals

- See pedestal page for pedestals available for main desks

Approach side



EL-B72DC shown

User side



Optional filler top



Optional filler top
right hand shown

Grommet



Optional desk grommets
centered on each worksurface

Tackboard



FT1131 (for 160″w desk)
FT1132 (for 184″w desk)

Transaction box Double desk

Note: Refer to planning guide for additional information on desk dimensions and shipping notes

General notes

- Overall widths: 160″w, 192″w
- Overall depth: 56″d
- Overall height: 47.75″h
- 36″w opening in center between transaction boxes
- Long grain desk (two worksurfaces)
- Support panel at each surface seam
- **Note**: Support panel can be removed and replaced with a desk pedestal, or pedestal can be placed next to support panel

Options

- Optional short grain 18″w x 12″d filler top fills in space along return side under the transaction box. Specify right filler (ZM), left filler (ZL), or left and right filler (ZN)
- No desk grommet standard. Optional grommet centered on each desk worksurface
- Optional boat shaped transaction shelf between each transaction box opening. See material options here
- See inlay detail page or overlay detail page for optional front accent information

Tackboard

- Optional tackboard for each desk width. For use on main desk under transaction box only
- **Note**: Tackboard does not run full width of the desk

Pedestals

- See pedestal page for pedestals available for main desks

Approach side



EL-B72D shown

User side



Optional filler top



Optional filler top
right hand shown

Return grommet



Standard return grommet
for double desk with returns only

Desk grommet



Optional desk grommets
centered on each worksurface

Boat shaped transaction shelf



Shown in straight grain veneer (ZQ)

Tackboard



FT1127 (for 160″w desk)
FT1128 (for 192″w desk)

Transaction box Double desk with returns

Note: Refer to planning guide for additional information on desk dimensions and shipping notes

General notes

- Overall widths: 160″w, 192″w
- Overall depths: 86″d (48″w return), 98″d (60″w return)
- Overall height: 47.75″h
- 36″w opening in center between transaction boxes
- Long grain desk (two worksurfaces)
- Support panel at each surface seam
- **Note**: Support panel can be removed and replaced with a desk pedestal, or pedestal can be placed next to support panel

Options

- No desk grommet standard. Optional grommet centered on each desk worksurface
- Optional boat shaped transaction shelf between each transaction box opening. See material options here
- See inlay detail page or overlay detail page for optional front accent information

Tackboard

- Optional tackboard for each desk width. For use on main desk under transaction box only. **Note**: Tackboard does not run full width of the desk

Pedestals

- See pedestal page for pedestals available for main desks and returns

Approach side



EL-B72D48 shown

User side



Desk grommet



Optional desk grommets
centered on each worksurface

Return grommet



Standard return grommet
for double desk with returns only

Boat shaped transaction shelf



Shown in straight grain veneer (ZQ)

Tackboard



FT1127 (for 160″w desk)
FT1128 (for 192″w desk)

Transaction box Triple desk

Note: Refer to planning guide for additional information on desk dimensions and shipping notes

General notes

- Overall widths: 232″w, 268″w
- Overall depth: 56″d
- Overall height: 47.75″h
- Long grain desk (three worksurfaces)
- Support panel at each surface seam
- **Note**: Support panel can be removed and replaced with a desk pedestal, or pedestal can be placed next to support panel
- 36″w opening between each transaction box opening

Options

- Optional short grain 18″w x 12″d filler top fills in space along return side under the transaction box. Specify right filler (ZM), left filler (ZL), or left and right filler (ZN)
- No desk grommet standard. Optional grommet centered on each desk worksurface, three total
- Optional boat shaped transaction shelf between each transaction box opening. See material options here
- See inlay detail page or overlay detail page for optional front accent information

Tackboard

- Optional tackboard for each desk width. For use on main desk under transaction box only
- **Note**: Tackboard does not run full width of the desk

Pedestals

- See pedestal page for pedestals available for main desks

Approach side



EL-B72T shown

User side



Optional filler top



Optional filler top
right hand shown

Desk grommet



Optional desk grommets
centered on each worksurface

Return grommet



Standard return grommet
for double desk with returns only

Boat shaped transaction shelf



Shown in straight grain veneer (ZQ)

Tackboard



FT1129 (for 232″w desk)
FT1130 (for 268″w desk)

Transaction box Triple desk with returns

Note: Refer to planning guide for additional information on desk dimensions and shipping notes

General notes

- Widths: 232″w, 268″w
- Depth: 86″d, 98″d
- Overall height: 47.75″h
- Long grain desk (three worksurfaces)
- Short grain returns
- Return grommets standard in center location (G3)
- Support panel at each surface seam
- **Note**: Support panel can be removed and replaced with a desk pedestal, or pedestal can be placed next to support panel
- 36″w opening between each transaction box opening

Options

- No desk grommet standard. Optional grommet centered on each desk worksurface (three total)
- Optional boat shaped transaction shelf between each transaction box opening. See material options here
- See inlay detail page or overlay detail page for optional front accent information

Tackboard

- Optional tackboard for each desk width. For use on main desk under transaction box only
- **Note**: Tackboard does not run full width of the desk

Pedestals

- See pedestal page for pedestals available for main desks and returns

Approach side



User side



EL-B72T48 shown

Return grommet



Standard return grommet for double desk with returns only

Desk grommet



Optional desk grommets centered on each worksurface

Boat shaped transaction shelf



Shown in straight grain veneer (ZQ)

Tackboard



FT1129 (for 232″w desk)
FT1130 (for 268″w desk)

Storage Pedestals

General notes

- Height: 28.81″h
- File drawers accommodate letter or legal filing
- Locking pedestals standard
- **Note**: Cannot be used as a freestanding unit

Box/box/file and file/file pedestals

- Width: 15.625″w
- Depths:
  - Use 27.625″d pedestal under desk worksurface
  - Use 19.625″d pedestal under return or credenza
- Optional pencil tray insert. **Note**: For use with box/box/file pedestal only

Lateral file pedestal

- Width: 31.25″w
- Depth: 19.625″d
- Use under return or credenza surface
- Anti-tilt mechanism central locking

CPU Pedestals

- Width: 31.25″w
- Depth: 18.875″d (without doors), or 19.625″d (with doors)
- Use under return or credenza surface
- Left side: CPU storage with open back
- Right side: One adjustable shelf, full back
- Locking standard on door model

Multi file pedestal

- Height: 28.81″h
- Width: 31.25″w
- Depth: 19.625″d
- Use under return or credenza surface
- Locking file and lateral file drawers only, box drawers are non locking
- Handed left or right, based on file drawer location

Desk/return pedestals



Box/box/file
EL-1628MBFC (desk depth)
EL-1620MBFC (return depth)



File/file
EL-1628MFFC (desk depth)
EL-1620MFFC (return depth)

Return pedestals



Lateral file
EL-3120MFC



Open CPU
EL-3119MCPU



Hinged door CPU
EL-3120MCPU/D



Multi file, left
EL-3120MMFL



Multi file, right
EL-3120MMFR

Storage Mobile pedestals

- 15.625″w x 20″d
- Tray/box/file features finished top, 27.69″h
- Tray/file features cushion top, 20.94″h
- File drawers accommodate letter or legal filing
- Locking pedestals standard. Top tray drawer on each model non locking



Tray/box/file
EL-1620MP



Tray/file
EL-1620MPC

Storage Door credenzas

General notes

- Widths: 36″w, 72″w, 84″w
- Depth: 22″d
- Height: 30″h
- 36″w features two doors and one adjustable shelf
- 72″w and 84″w features two sections with double doors. One adjustable shelf per section
- Locking standard

Options

- Unfinished back (LW) standard, optional finished back (LX)

36″w



EL-3622DCR

72″w | 84″w



EL-7222DCR (72″w)
EL-8422DCR (84″w)

Work tools Accessories

Center drawer

- Veneer front
- Integrated pencil tray mounts to underside of surface

Pencil drawer

- Black molded plastic, flush mount

Pencil tray insert

- Use with box drawers on box/box/file pedestal only

Center drawer

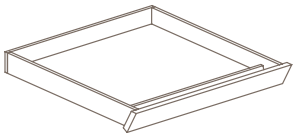

OCD

Pencil drawer

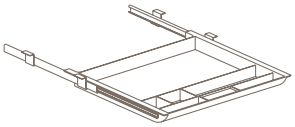

PD-1

Pencil tray insert

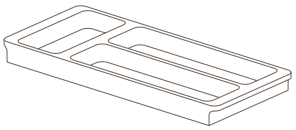

DA16-1

Work tools Wire management

Velcro wire manager

- Set of four
- Not intended for heavy duty cabling

Plastic wire manager

- Widths: 36″w, 48″w, 60″w
- Depth: 2.5″d
- Height: 1.125″h
- Black plastic
- Can be field cut

Wire basket manager

- Widths: 18.13″w, 33.13″w
- Depth: 2.25″d
- Height: 4.25″h

PET wire manager

- Widths: 44″w, 56″w
- Depth: 8″
- Height: 2.5″h
- Mounts horizontally along underside of surface



Velcro wire manager
WM-V4



Plastic wire manager
WM2-36 shown



Basket wire manager
WBT33H shown



PET wire manager
WM-P32 shown