
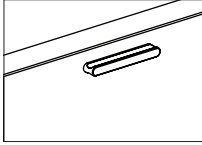
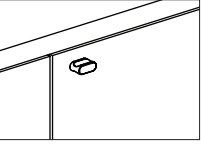
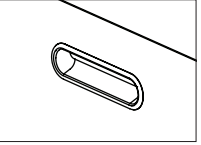


Edge	Storage pulls		
 <p>Square</p>	 <p>Drawer</p>	 <p>Door</p>	 <p>Pedestal side</p>

Finish selection

<https://ofs.com/resources/finishes>

- Veneer • All standard and studio quarter cut veneers
- Laminate • All standard and studio TFL and HPL laminates
- Paint • All standard and studio paints
- Powder coat • All standard and studio powder coats

Construction overview

- A-frame leg • Stains or paints on solid Beech
• Levelers adjustable up to 2"
- Metal frame • Powder coated frame consisting of extruded and cast aluminum components

Rail kits

- Electrical • Standard as no power
• 5 Wire, 3 circuit
• 8 Wire, 4 circuit
• Chicago code

Worksurfaces

- Worksurfaces • Worksurfaces are 1" thick
• TFL in woodgrain or solid color with matching 2mm polypropylene edge
• Optional exposed plywood edge for TFL and HPL worksurfaces
• HPL with solid color 2mm polypropylene edge or exposed plywood edge
• Veneer with 2mm wood edge

Mobile storage

- End panels • Powder coated steel end panels
- Drawers • Maple-grained engineered composite wood material with mitered corners
• File drawers feature soft close slides
• Drawers accommodate letter or legal filing
• Standard as non locking
- Doors • Hinged doors feature soft close hinges

Infill kits

- Transaction shelf • 1" thick surface
• Transaction shelf included on all infill kits
- Full wall panels • Veneer - 3/4" thick PBD core with veneer faces and 2mm EVN
• HPL - 3/4" thick PBD core with HPL faces with 2mm matching edge banding
• TFL - 3/4" thick PBD core with TFL faces with 2mm matching edge banding
• Fabric - 3/4" thick PBD core with fabric face
• Cork - MDF core with 1/4" cork face with 2mm caramel color edge banding
- Privacy panel • 1 3/8" thick tackboard with upholstered fabric sock



- Open shelving
 - Powder coated steel frame
 - ¾" thick PBD shelves in TFL, HPL, veneer, or paint
- Organizer
 - ¾" thick PBD panels
 - Markerboard or Cork back panel finishes
 - TFL, HPL & veneer case finishes
 - Mortise and tenon and pocketbore construction
- Planter
 - ¾" thick PBD panels
 - Cam and pin construction along with pocket bores and wood screws
 - 3DL top panel
 - Planter liner included

Gallery panel

- Powder coated steel frame
- Field replaceable upholstered sock
- Beech foot

A-frame leg privacy panel

- ¾" thick panel
- TFL, HPL, Veneer, and fabric finishes
- Glass filled nylon plastic clamps included to attach to A-frame Leg

Accessory shelf

- Powder coated steel

Bag knob

- Solid ash knob
- Powder coated steel hook
- 25 lb. weight limit

Leg wire manager

- Molded PET wire manager
- Leather mounting straps