

Meeting Room planning guide

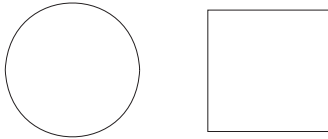


Table of contents

| | |
|--|-------|
| Base compatibility | 3-8 |
| Power cutout locations | 9-10 |
| Power and base compatibility | 11-12 |

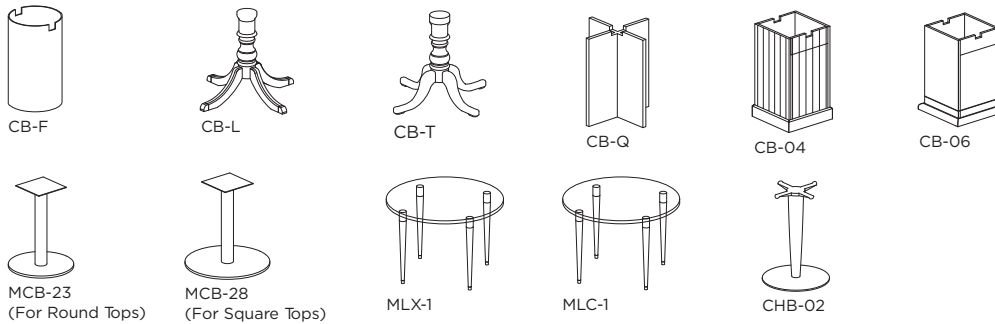
Our conference offering includes numerous base choices to complement our tops. For easy selection of bases we have compiled this quick reference guide of compatible bases with tops.

BASE OPTIONS FOR ROUND AND SQUARE TOPS

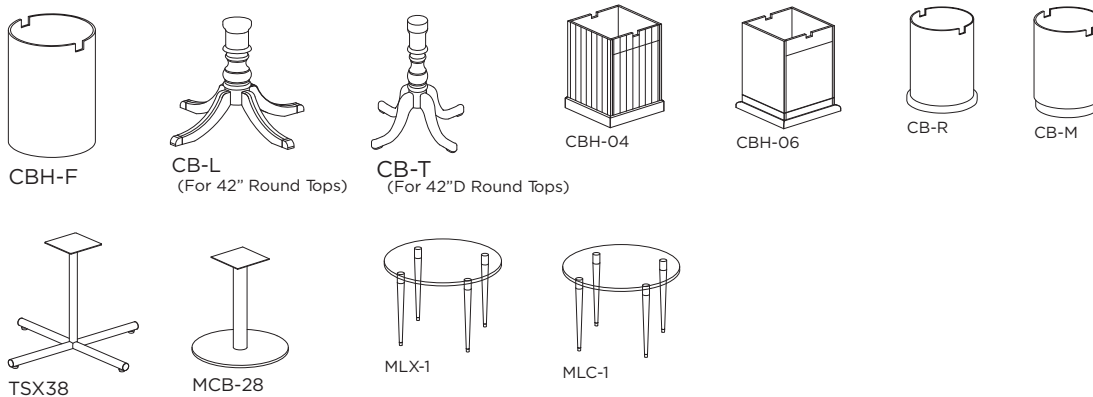


NOTE: All round and square conference tops require additional weight in the base when using cylinder bases to prevent the table from tipping over. OFS provides instruction sheets and clear 6 ml bags with base. Customer must provide dry sand for the additional weight.

36"D TOPS




42"D AND 48"D TOPS



Our conference offering includes numerous base choices to complement our tops. For easy selection of bases we have compiled this quick reference guide of compatible bases with tops.

BASE OPTIONS FOR ROUND AND SQUARE TOPS

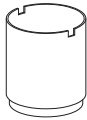


NOTE: All round and square conference tops require additional weight in the base when using cylinder bases to prevent the table from tipping over. OFS provides instruction sheets and clear 6 ml bags with base. Customer must provide dry sand for the additional weight.

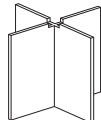
54"D AND 59 1/2"D TOPS



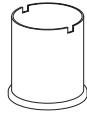
CBU-F



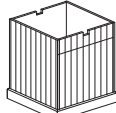
CBU-M



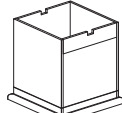
CBU-Q



CBU-R



CBU-04



CBU-06



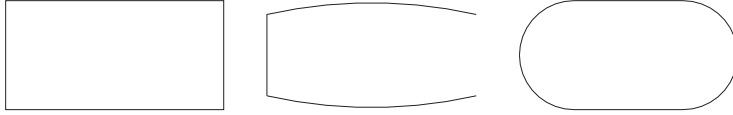
MLX-1



MLC-1

Our conference offering includes numerous base choices to complement our tops. For easy selection of bases we have compiled this quick reference guide of compatible bases with tops.

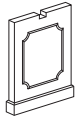
BASE OPTIONS FOR RECTANGULAR, BOAT-SHAPED AND RACETRACK TOPS (BASES INSET 20")



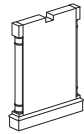
72"W X 36"D TOPS



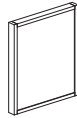
CBD-B (2 Qty.) 26"
Between Bases



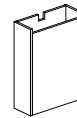
CBD-S (2 Qty.) 35.75"
Between Bases



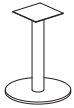
CBD-U (2 Qty.) 35.4375"
Between Bases



CBD-
Y (2 Qty.)

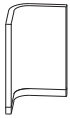


CBD-12 (2 Qty.) 27"
Between Bases




MCB-23 (2 Qty.)
(F)

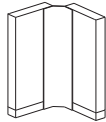
96"W X 42"D TOPS



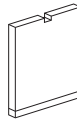
CB-A (2 Qty.) 34.9375"
Between Bases



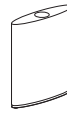
CB-B (2 Qty.) 30.5"
Between Bases



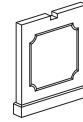
CB-C (2 Qty.) 34.375"
Between Bases



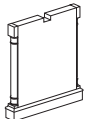
CB-D (2 Qty.) 44.3125"
Between Bases



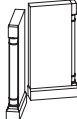
CB-24EB (2 Qty.)
41.25" Between Bases



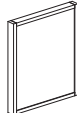
CB-S (2 Qty.)



CB-U (2 Qty.)



CB-2V (2 Qty.)



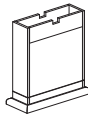
CB-
Y (2 Qty.)



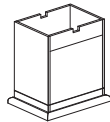
CB-03 (2 Qty.) 35"
Between Bases



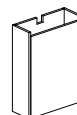
CBH-03 (2 Qty.)
25" Between Bases



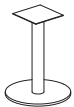
CB-05 (2 Qty.) 33.25"
Between Bases



CBH-05 (2 Qty.)
23.25" Between Bases



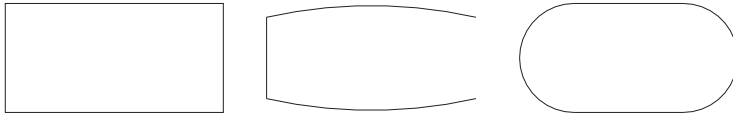
CB-12 (2 Qty.) 35"
Between Bases



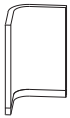
MCB-23 (2 Qty.)
21" Between Bases

Our conference offering includes numerous base choices to complement our tops. For easy selection of bases we have compiled this quick reference guide of compatible bases with tops.

BASE OPTIONS FOR RECTANGULAR, BOAT-SHAPED AND RACETRACK TOPS (BASES INSET 20")



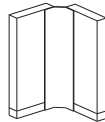
120"W X 48"D AND 144"W X 48"D TOPS



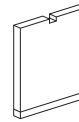
CB-A (2 Qty.) + CB-D Base
28" Between Bases (120)
40" Between Bases (144)



CB-B (2 Qty.) + CB-Y Base
26" Between Bases (120)
38" Between Bases (144)



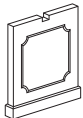
CB-C (2 Qty.) + CB-D Base
27.75" Between Bases (120)
39.75" Between Bases (144)



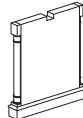
CB-D (3 Qty.)
32.6875" Between Bases (120)
44.6875" Between Bases (144)



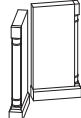
CB-24EB (3 Qty.) 29.625"
Between Bases (120) 41.625"
Between Bases (144)



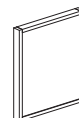
CB-S (3 Qty.) 32.125"
Between Bases (120) 44.125"
Between Bases (144)



CB-U (3 Qty.) 31.8125"
Between Bases (120) 43.8125"
Between Bases (144)



CB-2V (2 Qty.) + CB-U Base
34.375" Between Bases (120)
46.375" Between Bases (144)



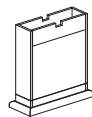
CB-Y (3 Qty.)
33.125" Between Bases (120)
45.125" Between Bases (144)



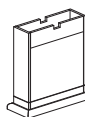
CB-03 (3 Qty.) 25.5"
Between Bases (120) 37.5"
Between Bases (144)



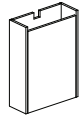
CB-03 (2 Qty.) + CBH-03
Base 21" Between Bases
(120) 33" Between Bases
(144)



CB-05 (3 Qty.)
23.75" Between Bases (120)
35.75" Between Bases (144)



CB-05 (2 Qty.) + CBH-05 Base
19.25" Between Bases (120)
31.25" Between Bases (144)

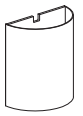


CB-12 (3 Qty.)
25.5" Between Bases (120)
37.5" Between Bases (144)

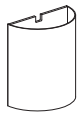


6" Between Bases (120) 18"
Between Bases (144)
MCB-28 (3 Qty.)

120"W X 48"D TOPS ONLY



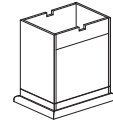
CB-B (2 Qty.) + CBH-F Base
17.3125" Between Bases (120)



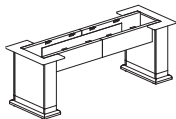
CB-B (2 Qty.) + CBU-F Base
29.25" Between Bases (144)



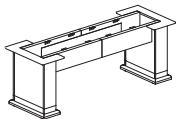
CBH-03 (3 Qty.)
24" Between Bases (144)



CBH-05 (3 Qty.)



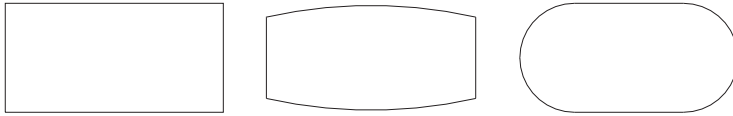
CB-05BK8027



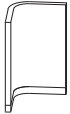
CB-05BK10427

Our conference offering includes numerous base choices to complement our tops. For easy selection of bases we have compiled this quick reference guide of compatible bases with tops.

BASE OPTIONS FOR RECTANGULAR, BOAT-SHAPED AND RACETRACK TOPS (BASES INSET 20")



168"W X 48"D TOPS



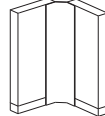
CB-A (2 Qty.) +
CB-D Base
52" Between Bases



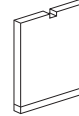
CB-B (2 Qty.) +
CBH-F Base
41.25" Between Bases



CB-B (2 Qty.) +
CB-Y Base




CB-C (2 Qty.) + CB-D
Base
51.75" Between Bases




CB-D (3 Qty.)



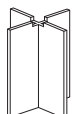
CB-24EB (3 Qty.)
53.625" Between Bases



CBH-F (3 Qty.) 32.125"
Between Bases



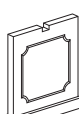
CB-M (3 Qty.) 33"
Between Bases



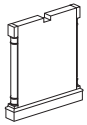
CB-Q (3 Qty.)



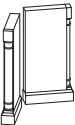
CB-R (3 Qty.)



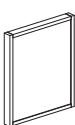
CB-S (3 Qty.)



CB-U (3 Qty.) 55.8125"
Between Bases



CB-2V (2 Qty.) + CB-U
Base
58.375" Between Bases



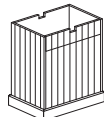
CB-Y (3 Qty.)



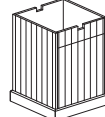
CB-03 (3 Qty.) 49.5"
Between Bases



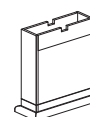
CB-03 (2 Qty.) +
CBH-03 Base 45"
Between Bases



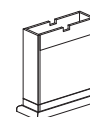
CBH-03 (3 Qty.)
36" Between Bases



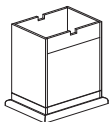
CBH-04 (3 Qty.)
27.5" Between Bases



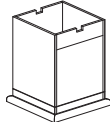
CB-05 (3 Qty.)



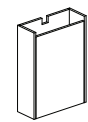
CB-05 (2 Qty.) +
CBH-05 Base 43.25"
Between Bases



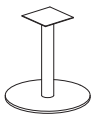
CBH-05 (3 Qty.)
34.25" Between Bases



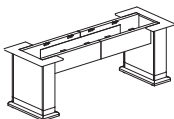
CBH-06 (3 Qty.)
25.75" Between Bases



CB-12 (3 Qty.) 49.5"
Between Bases



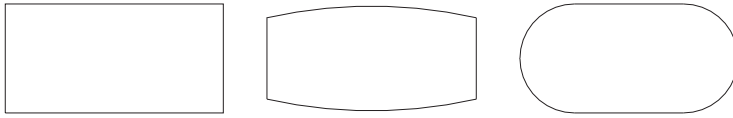
MCB-28 (3 Qty.)
30" Between Bases



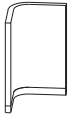
CB-05BK12827

Our conference offering includes numerous base choices to complement our tops. For easy selection of bases we have compiled this quick reference guide of compatible bases with tops.

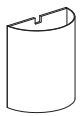
BASE OPTIONS FOR RECTANGULAR, BOAT-SHAPED AND RACETRACK TOPS (BASES INSET 20")



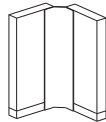
192"W X 48"D TOPS



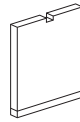
CB-A (2 Qty.) +
CB-D Base (2 Qty.)
41" Between Bases



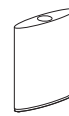
CB-B (2 Qty.) +
CB-Y Base (Qty.)
40" Between Bases



CB-C (2 Qty.) +
CB-D Base (2 Qty.)
41" Between Bases




CB-D (4 Qty.) 44.75"
Between Bases



CB-24EB (4 Qty.)
41.75" Between Bases



CBH-F (3 Qty.)



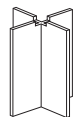
CBU-F (3 Qty.) 37.375"
Between Bases



CB-M (3 Qty.)



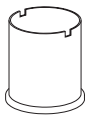
CBU-M (3 Qty.) 37.5"
Between Bases



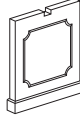
CB-Q (3 Qty.)



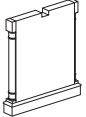
CB-R (3 Qty.)



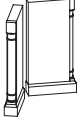
CBU-R (3 Qty.) 35.25"
Between Bases



CB-S (4 Qty.)



CB-U (4 Qty.) 44"
Between Bases



CB-2V (2 Qty.) +
CB-U Base (2 Qty.)
45.25" Between Bases



CB-Y (4 Qty.)
45.25" Between Bases



CB-03 (4 Qty.) 38.375"
Between Bases



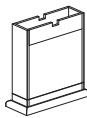
CBH-03 (3 Qty.)
48" Between Bases



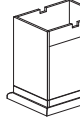
CBH-04 (3 Qty.)
39.5" Between Bases



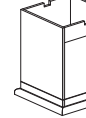
CBU-04 (3 Qty.)
37.5" Between Bases



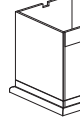
CB-05 (4 Qty.) 37.5"
Between Bases



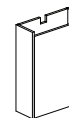
CBH-05 (3 Qty.)
46.25" Between Bases



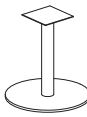
CBH-06 (3 Qty.)
37.75" Between Bases



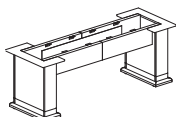
CBU-06 (3 Qty.)
34.75" Between Bases



CB-12 (4 Qty.)



MCB-28 (3 Qty.)



CB-05BK15227

POWER CUTOUT LOCATIONS

To order, add location code(s) to model number.

Example: CT5-12048BT | MLC | DW | B7G
 Model Number Finish Edge Power Cutout

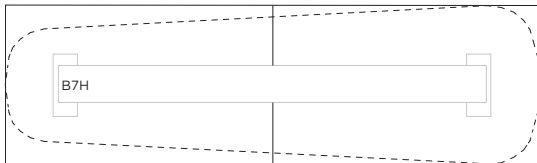
NO CUTOUT

QR No cutout

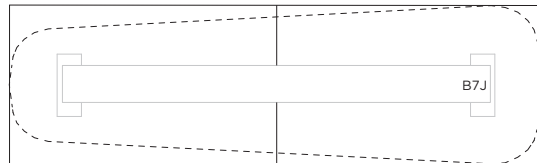
POWER CUTOUTS WHEN USED WITH BEAM BASES ONLY (Page 563)



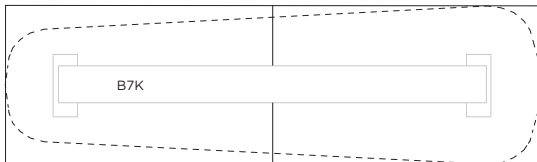
B7H Left side



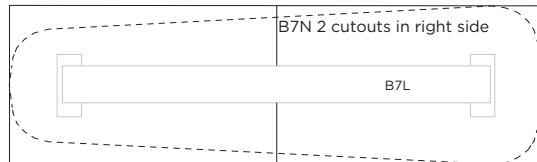
B7J Right side



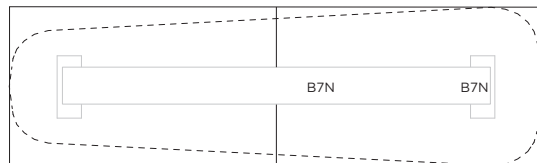
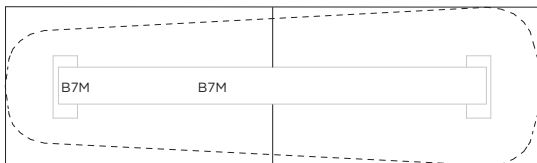
B7K Centered in left side



B7L Centered in right side

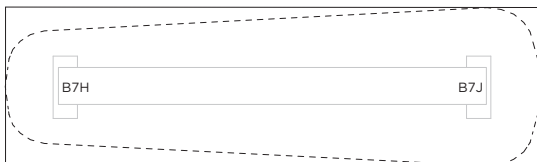


B7M 2 cutouts in left side



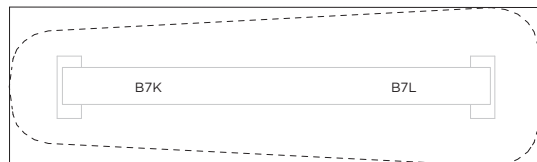
B7H Left side

B7J Right side



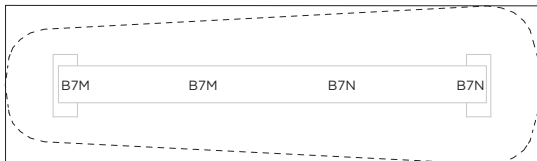
B7K Centered in left side

B7L Centered in right side



B7M 2 cutouts in left side

B7N 2 cutouts in right side



Note: For a tapered top the left side location is at the narrow end.



Meeting Room planning guide

POWER CUTOUT LOCATIONS

To order, add location code(s) to model number.

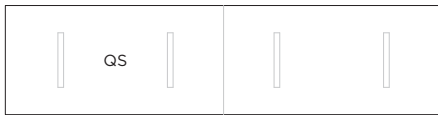

Example: CT1-36-4G | MHM | EH | QV
Model Number Finish Edge Power Cutout

NO CUTOUT

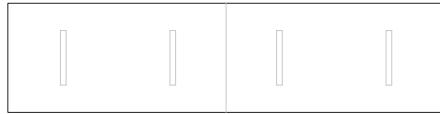
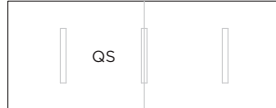
QR No cutout

POWER CUTOUTS BETWEEN BASES

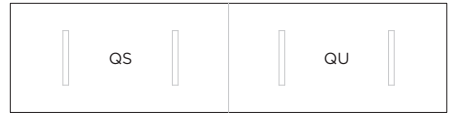
QS Between 1st Base and 2nd Base



QT Between 2nd Base and 3rd Base

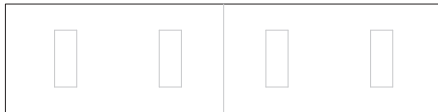
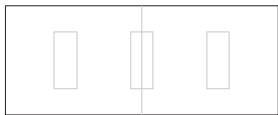
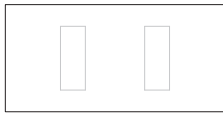
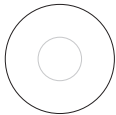


QU Between 3rd Base and 4th Base

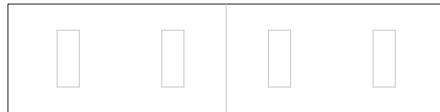
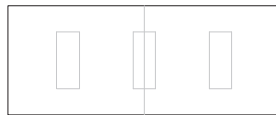
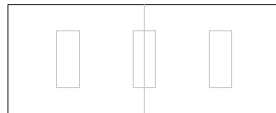



POWER CUTOUTS OVER BASES

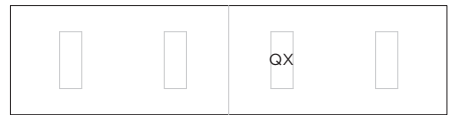
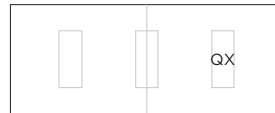
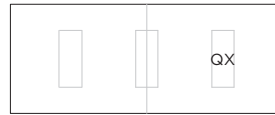
QV Over 1st Base



QW Over 2nd Base



QX Over 3rd Base



QY Over 4th Base





Meeting Room planning guide

POWER SUPPLY AND BASE MATRIX

The Power Supplies can be used centered over select bases or between bases.

When ordering power supply **centered over base(s)**, refer to matrix for applicability.

Y = Power supply will work over this base

R = Power supply will work if **ROTATED** to run with base. Conference top must indicate **ROTATED** power supply

X = Power supply will not work over base

| | Model No. | PS-37 PS-38 | PSH-16PP | PS-43 | PS-66 PS-67 PS-68 | PS-69 | PS-70 PS-99 | PS-71 |
|-----------------|-----------|-------------|----------|-------|----------------------|-------|-------------|-------|
| Curved | CB-A | X | X | X | X | X | X | X |
| Half Round | CBD-B | X | R | X | Y | R | R | X |
| Half Round | CB-B | X | Y | X | Y | R | R | X |
| Curved | CB-C | X | X | X | X | X | X | X |
| Panel | CB-D | X | X | X | X | X | X | X |
| Ellipse | CB-24EB | X | X | X | X | X | X | X |
| Cylinder | CB-F | X | Y | Y | Y | Y | Y | Y |
| Cylinder | CBH-F | Y | Y | Y | Y | Y | Y | Y |
| Cylinder | CBU-F | Y | Y | Y | Y | Y | Y | Y |
| Duncan Phyfe | CB-L | X | X | X | X | X | X | X |
| Cylinder | CB-M | Y | Y | Y | Y | Y | Y | Y |
| Cylinder | CBU-M | Y | Y | Y | Y | Y | Y | Y |
| Cross | CB-Q | X | X | X | X | X | X | X |
| Cross | CBU-Q | X | X | X | X | X | X | X |
| Cylinder | CB-R | Y | Y | Y | Y | Y | Y | Y |
| Cylinder | CBU-R | Y | Y | Y | Y | Y | Y | Y |
| Panel | CB-S | X | X | X | X | X | X | X |
| Panel | CBD-S | X | X | X | X | X | X | X |
| Queen Anne | CB-T | X | X | X | X | X | X | X |
| Panel | CB-U | X | X | X | X | X | X | X |
| Panel | CBD-U | X | X | X | X | X | X | X |
| Panel | CB-2V | X | X | X | X | X | X | X |
| Panel | CB-Y | X | X | X | X | X | X | X |
| Panel | CBD-Y | X | X | X | X | X | X | X |
| Column | CB-03 | X | R | X | Y | R | R | X |
| Column | CBH-03 | R | Y | Y | Y | Y | Y | Y |
| Column (Square) | CB-04 | X | Y | Y | Y | Y | Y | Y |
| Column (Square) | CBH-04 | Y | Y | Y | Y | Y | Y | Y |
| Column (Square) | CBU-04 | Y | Y | Y | Y | Y | Y | Y |
| Column | CB-05 | X | R | X | Y | R | R | X |
| Column | CBH-05 | R | Y | Y | Y | Y | Y | Y |
| Column (Square) | CB-06 | X | Y | Y | Y | Y | Y | Y |
| Column (Square) | CBH-06 | Y | Y | Y | Y | Y | Y | Y |
| Column (Square) | CBU-06 | Y | Y | Y | Y | Y | Y | Y |
| Thick Panel | CB-12 | X | Y | X | Y | R | R | X |



Meeting Room planning guide

POWER SUPPLY AND BASE MATRIX

The Power Supplies can be used centered over select bases or between bases.

When ordering power supply **centered over base(s)**, refer to matrix for applicability.

Y = Power supply will work over this base

R = Power supply will work if **ROTATED** to run with base. Conference top must indicate **ROTATED** power supply

X = Power supply will not work over base

| Description | Model No. | PS-74 PS-75 | PS-78 | PS-111 | PS-112 | PS-81 | PS-91 PS-91-BC | PS-92 PS-92-BC | PS-93 PS-93-BC | Grommet |
|-----------------|-----------|-------------|-------|--------|--------|-------|----------------|----------------|----------------|---------|
| Curved | CB-A | Y | X | X | X | X | Y | Y | Y | X |
| Half Round | CBD-B | Y | R | X | X | X | Y | Y | Y | Y |
| Half Round | CB-B | Y | R | R | R | X | Y | Y | Y | Y |
| Curved | CB-C | Y | X | X | X | X | Y | Y | Y | X |
| Panel | CB-D | X | X | X | X | X | X | X | X | X |
| Ellipse | CB-24EB | Y | X | X | X | X | Y | Y | Y | Y |
| Cylinder | CB-F | Y | Y | Y | X | X | Y | Y | Y | Y |
| Cylinder | CBH-F | Y | Y | Y | Y | Y | Y | Y | Y | Y |
| Cylinder | CBU-F | Y | Y | Y | Y | Y | Y | Y | Y | Y |
| Duncan Phyfe | CB-L | X | X | X | X | X | X | X | X | X |
| Cylinder | CB-M | Y | Y | Y | Y | Y | Y | Y | Y | Y |
| Cylinder | CBU-M | Y | Y | Y | Y | Y | Y | Y | Y | Y |
| Cross | CB-Q | Y | X | X | X | X | Y | Y | Y | Y |
| Cross | CBU-Q | Y | X | X | X | X | Y | Y | Y | Y |
| Cylinder | CB-R | Y | Y | Y | Y | Y | Y | Y | Y | Y |
| Cylinder | CBU-R | Y | Y | Y | Y | Y | Y | Y | Y | Y |
| Panel | CB-S | X | X | X | X | X | X | X | X | X |
| Panel | CBD-S | X | X | X | X | X | X | X | X | X |
| Queen Anne | CB-T | X | X | X | X | X | X | X | X | X |
| Panel | CB-U | X | X | X | X | X | X | X | X | X |
| Panel | CBD-U | X | X | X | X | X | X | X | X | X |
| Panel | CB-2V | X | X | X | X | X | X | X | X | X |
| Panel | CB-Y | X | X | X | X | X | X | X | X | X |
| Panel | CBD-Y | X | X | X | X | X | X | X | X | X |
| Column | CB-03 | Y | R | R | R | X | Y | Y | Y | Y |
| Column | CBH-03 | Y | Y | Y | R | R | Y | Y | Y | Y |
| Column (Square) | CB-04 | Y | Y | Y | X | X | Y | Y | Y | Y |
| Column (Square) | CBH-04 | Y | Y | Y | Y | Y | Y | Y | Y | Y |
| Column (Square) | CBU-04 | Y | Y | Y | Y | Y | Y | Y | Y | Y |
| Column | CB-05 | Y | R | R | R | X | Y | Y | Y | Y |
| Column | CBH-05 | Y | Y | Y | R | R | Y | Y | Y | Y |
| Column (Square) | CB-06 | Y | Y | Y | X | X | Y | Y | Y | Y |
| Column (Square) | CBH-06 | Y | Y | Y | Y | Y | Y | Y | Y | Y |
| Column (Square) | CBU-06 | Y | Y | Y | Y | Y | Y | Y | Y | Y |
| Thick Panel | CB-12 | Y | R | R | R | X | Y | Y | Y | Y |