Obeya building blocks

Table of contents

Elevations	3
Configurations	4
Posts	
Posts/post accessories	5
Top caps	6
Beam kits	
Beam kit, open wall	7
Open wall, framed panels	8
Beam kit, full wall	9-10
Beam kit, split wall	11
Beam kit, table wall	12
Beam kit, perch/bench wall	13
Ceiling components	
Ceiling modules, 90 degree posts	14
Ceiling modules, 120 hex layout	15-16
Roof beam	17
Lighting	18
Worksurfaces	
Full wall panel	19
Full wall panel hex layout	20
Full wall panel supported	21
Runoff tables	22
Electrical	
Electrical components	23
Power supplies/wire management	24
Miscellaneous	
Accessories	25
Gathr for Obeya	26-29

Elevations

- Overall post and beam heights: 54″h, 72″h, and 90″h
- 54″h wall available as full wall only
- 72″h wall available as full wall or framed panel wall
- 90″h wall available in all wall and table styles

54″h post/wall

- Full wall only



72″h post/wall

- Full wall
- Framed panel wall

90″h post/wall

- Full wall
- Split wall
- Framed panel wall
- Glass wall
- Table wall
- Perch wall
- Bench wall

Configurations

- Wall widths between posts, 42″w, 84″w, 126″w
- Post will add to overall typical footprint. Refer to posts section for overall dimensions
- Basic sizes shown below. Can be combined in any configuration until desired layout is reached
- Wall heights can be combined in any combination

1x1
90″h posts shown

1x2
54″h and 72″h posts shown

1x3
90″h posts shown

2x2
90″h posts shown

2x3
72″h and 90″h posts shown

3x3
90″h posts shown

Corner 120 hex
90″h posts shown

Y 120
54″h, 72″h and 90″h posts shown

In-line freestanding
90″h posts shown

Posts

- Post heights: 54″h, 72″h, 90″h. Top cap included for 54″h and 72″h posts
- Post connections:
  - Corner post (2 way connection)
  - Corner post 120 degree (2 way connection)
  - T post (3 way connection)
  - Y post 120 degrees (3 way connection)
  - 4 way post (four way connection)
  - In-line post (end of run, freestanding walls)
- In-line post includes metal foot support and finished end
- In-line to only be used with open walls (with or without frame inserts), full walls, or split walls. Cannot be used with glass walls
- Hollow core allows for wire management through post
- Available in select matte veneers or HPL. Features hardwood core and exposed plywood edge

Corner post
6.75″w x 6.75″d

Corner post 120 degrees
7″w x 7″d

T post
10.5″w x 6.75″d

Y post 120 degrees
8″w x 8″d

4 way post
10.75″w x 10.75″d

In-line post
8″w x 24″d

Post accessories

Seismic anchor bracket

- Anchors post to floor

Post knob

- Use with open, bench or perch beam kits
- Open beam kit knob can mount at 46″AFF or 58″AFF

Post power sleeve

- Available for 90″h posts only
- Post cover that houses duplex receptacle
- Cannot be used with bench beam kit
- Duplex specified separately

Seismic anchor

Post knob



Post sleeve

Top Caps

- Top caps are standard on all 54″h and 72″h posts and beams. Available in standard Obeya veneers and standard and studio paints

Post top caps

- Optional for 90″h posts and beam walls
- Metal: Luster grey powder coat. Use with corner, T and 4 way posts only
- Veneer: Standard Obeya veneers, and standard or studio paint

Beam kit top caps

- Optional for 90″h posts and beam walls
- Veneer: Standard Obeya veneers, and standard or studio paint
- Use with beam kits 42″w, 84″w, or 126″w
- Wire management cutout option

Metal post top cap

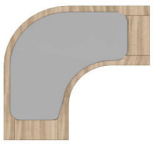
Corner post

T post

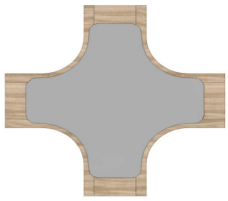
4 way post

Veneer post top cap

Corner post

Corner post 120 degrees

T post

Y post 120 degrees

4 way post

In-line post

Beam top cap

Beam kit Open wall

- Use as open wall, or with privacy dividers that include sliding curtains, framed panels, and glass
- Glass wall to be used with 90″h posts only. All other open wall styles to use 72″h or 90″h posts
- Open wall used with 72″h posts not intended to be used as entry due to overall height clearance
- Curtain wall: One sliding panel for 42″w or 84″w, two sliding panels for 126″w
- Framed panel options include wood, metal, grill, and acoustic infills. See open wall framed panel section for options
- Glass wall and hinged door include option for tempered glass, or hardware only for customer supplied glass
- Glass door swings:
  - Ladder pull: Outward only on 42″w walls. Swings both inward and outward on 84″w and 126″w walls
  - Latch pull: Swings outward only. **Note**: Not available on 42″w sections
- Wire management and duplex mounting built into top beam kit extrusion

Open wall

Open beam kit,
no privacy dividers

Framed panel wall

Framed panel, see open wall
framed panel page for options

Curtain wall

42″w and 84″w curtain,
one panel

126″w curtain,
two panels

Glass wall

Full glass wall

Glass wall with door

Glass with optional curtain

Ladder pull
non locking

Latch pull
optional lock

Open wall Framed panels

- Use with open wall beam kits
- Use with 72″h or 90″h posts
- Framed panel must connect to post, or another frame, on at least one side. Cannot have standalone center panel on 126″w beams
- Framed panels available in four infill styles: wood, metal, grill, and acoustic
- Acoustic panel has NRC .7 rating
- Refer to ofs.com for finishes available

Wood infill

Horizontal slats

Circles

Diagonal slats

Wave slats

Metal infill

Wire mesh
10 GA

Wire mesh detail

Perforated metal
round



Perforated metal detail

Grill infill

Veneer

Paint

HPL

Acrylic
clear or frosted

PET

Acoustic infill

Double sided fabric

Beam kit Full wall

Overview

- Use with 54″h, 72″h or 90″h posts
- Crossrails between posts support hanging full wall panels in any material combination. Panels required on both sides of the crossrails
- Wall panels are available in veneer, paint, HPL, markerboard, cork, or fabric
- TV can be mounted directly to full wall panel with non articulating arm, 90lb weight limit for both the mount and TV

Accessories

- Media wall wire manager:
  - For use with all wall heights
  - Desk or bar height, optional power
  - Use with or without runoff tables
  - Centered on 42″w panel
- Coat hook:
  - For use with all wall heights
  - Handed left or right on panel
  - 25 lb. weight limit

Full wall panels

Veneer

HPL / fabric

Cork / markerboard

Accessories

Media wall wire manager
no power

Media wall wire manager
with power

Coat hook
left or right position, left shown

Coat hook elevation
left or right position, left shown

Beam kit Full wall continued

Wire management

- Wire management and duplex mounting built into top beam kit, and along crossrails.
- Wire management cavity behind panels

Receptacle housing

- Available on 54″h, 72″h, and 90″h walls
- Single or double duplex, 18″AFF

Media wire management cutout

- Not available on 54″h walls. Desk or bar height cutout for 72″h and 90″h walls only
- Provides interior panel access to wires and cross rail mounted duplex
- Use left and right handed half cutouts when adjoining two panels
- Cutout on fabric wall panel includes tv mounting panel

Receptacle housing

Single duplex, 18″AFF



Double duplex, 18″AFF

Media wire management cutout

Center cutout

Left and right handed half cutout, shown together

Fabric wall tv mounting panel

Beam kit Split wall

Overview

- Use with 90″h posts only
- Crossrails support hanging full wall panels in any material combination. Panels required on both sides of the crossrails
- Wall panels are available in veneer, paint, HPL, markerboard, cork, or fabric
- TV can be mounted directly to full wall panel with non articulating arm, 90 lbs weight limit for both the mount and tv

Wire management

- Wire management cavity behind panels
- Wire management and duplex mounting built into top beam kit, and along crossrails

Media wire management cutout

- Provides interior panel access to wires and cross rail mounted duplex
- Use left and right handed half cutouts when adjoining two panels
- Cutout on fabric wall panel includes tv mounting panel

Split wall

Veneer

HPL / fabric

Cork / markerboard

Media wire management cutout

Center cutout

Left and right handed half cutout, shown together

Fabric wall tv mounting panel

Beam kit Table wall

Overview

- Use with 90″h posts only
- Beam kit for desk or standing height surface
- Surface fills full width between posts
- Two table walls cannot be adjoined perpendicular
- Duplex mounting available in surface beam and top beam
- Worksurface ordered separately

Table wall surface

- Veneer, HPL or solid surface
- 3″ radius on corners
- Flat knife edge on user and approach sides
- 42″w and 84″w are single piece tops, 126″w is two piece top
- Top overhangs interior and exterior of posts by 10 ½″

Desk height

Bar height

Beam kit Perch/bench wall

Overview

- Use with 90″h posts only
- Duplex mounting cutout available in top beam
- Cushions ordered separately

Perch wall

- Perch is a wedge shaped, fully upholstered cushion
- Mounted height: 36″h to top edge, 26″h to bottom edge

Bench wall

- Bench features a fully upholstered cushion with rounded corners. Optional tablets for 84″w and 126″w beams
- Bench can be floating, or with full clad below cushion
- Power cutout available for full clad bench, both sides
  - 42″w: center duplex only
  - 84″w: left, right, or both
  - 126″w: left, right, center, or any combination of
  - Duplex receptacles specified separately

Perch

Bench, floating

Bench floating,
no tablet

Bench floating,
single tablet for 84″w only

Bench floating,
double tablet for 126″w only

Bench, full clad

Bench full clad,
no tablet

Bench full clad,
single tablet for 84″w only

Bench full clad,
double tablet for 126″w only

Power cutout option
84″w shown, left and right duplex

Ceiling modules 90 degree posts

Overview

- Use with 90″h posts only
- Roof beam required when using ceiling modules on 2x2 structures and larger
- Optional LED ceiling light bars available, see lighting section
- PET material has NRC rating of 1.0

Baffle

- Veneer, paint, HPL or PET baffle material
- Powder coat metal frame
- 2″ gap between modules
- Flush to beam top

Arch ceiling cloud

- PET baffle material
- No gap between modules
- Sits 4.5″ above the roof beam, total height 94.5″h

Wave ceiling cloud

- PET baffle material
- 2″ gap between modules
- Sits 3.75″ above the roof beam, total height 93.75″h

Baffle



OB-CM_

Baffle top view



Baffle bottom view

Arch



OB-CC_



Baffle top view



Baffle bottom view

Wave



OB-CC_

Baffle top view

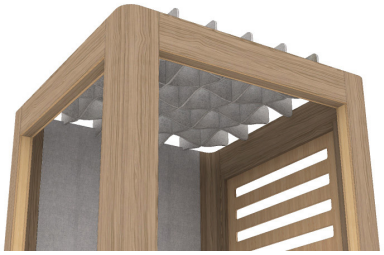

Baffle bottom view

Ceiling modules 120 hex layout, full

Overview

- Use with 90″h posts only
- Not for use with roof beams
- Not for use with light beam kits
- Ships KD
- PET baffle material
- PET material has NRC rating of 1.0

X ceiling cloud

- Sits 4″ above the roof beam, total height 94″h

Arch ceiling cloud

- Sits 3.75″ above the roof beam, total height 93.75″h

Wave ceiling cloud

- Sits 3.75″ above the roof beam, total height 93.75″h

X



OB-CCHEX1

Baffle top view

Baffle bottom view

Wave



OB-CCHEX1-1



Baffle top view



Baffle bottom view

Arch



OB-CCHEX1-1



Baffle top view



Baffle bottom view

Ceiling modules 120 hex layout, half

Overview

- Use with 90″h posts only
- OB-HEX1RBRK roof beam required when using half ceiling modules
- Optional LED ceiling light bars available, use OB-CMLKD-HEX1 only
- Ships KD
- PET baffle material

Arch ceiling cloud

- Sits 3.75″ above the roof beam, total height 93.75″h

Wave ceiling cloud

- Sits 3.75″ above the roof beam, total height 93.75″h

Arch



OB-CCHEX1-2

Baffle top view

Baffle bottom view

Wave



OB-CCHEX1-2

Baffle top view

Baffle bottom view

Roof beam

- Use with 90″h posts only
- For use on 1x2 structures and larger
- OB-HEX1RBRK for use on Hex 120 degree layouts only
- Spans centered between 2 walls
- Use alone, or with ceiling modules and light kits
- Houses optional duplex receptacle

Roof beam along depth

Roof beam along width

OB-HEX1RBRK roof beam

Lighting 90 degree posts

- Two versions available: One for use with ceiling modules, and one for use without ceiling modules
- Roof beam required when using lights on 2x2 structures and larger, and on single hex layouts
- LED downlight with diffuser
- Integral motion sensor for auto shut off
- Self powered wireless switch for manual on/off and dimming control
- Requires duplex added in the roof beam
- One 120v cord and plug per light
- Lights can be ordered as single units, or sets of two, four, or eight

Light kit, no ceiling module

Light kit, with baffle ceiling module

Light kit, with arch ceiling module



Light kit, with wave ceiling module

Lighting 120 hex layout

- Two versions available: One for use with ceiling modules, and one for use without ceiling modules
- OB-HEX1RBRK Roof beam required
- Two 43″w lights with switch

OB-ORLKD-HEX1
Light kit, no ceiling module

OB-CMLKD-HEX1
Light kit, half wave ceiling module

OB-CMLKD-HEX1
Light kit, half arch ceiling module

Worksurfaces Full wall panel

- For 54″h posts use worksurface height surfaces only
- Rectangle worksurfaces requires three adjoining 42″w full walls. Desk or bar height
- Wedge and sweep worksurfaces require two adjoining 42″w full walls. Desk or bar height, left or right handed
- T and S shape worksurfaces require 2 opposing full walls, 42″w apart. Bar height only
- Worksurfaces use undersurface brackets to attach to wall panels for support
- Optional wire management cutout

Rectangle
-Requires 3 full walls
-Desk or bar height

Rectangle 2D

Wedge
-Requires 2 full walls
-Desk or bar height
-Left or right handed

Wedge 2D

Sweep
-Requires 2 full walls
-Desk or bar height
-Left or right handed

Sweep 2D

T shape
-Requires 2 opposing full walls
-Bar height only

T shape 2D

S shape
-Requires 2 opposing full walls
-Bar height only

S shape 2D

Worksurfaces Full wall panel, 120 degree hex layouts

OB-7524TT

- For 54″h posts use worksurface height surfaces only
- Requires a 42″w full wall panel with two adjacent 120 degree full wall panels
- Worksurfaces use undersurface brackets to attach to wall panels for support
- Veneer, HPL or solid surface
- Optional wire management cutout

OB-7834ST

- For 54″h posts use worksurface height surfaces only
- Requires two adjacent 120 degree full wall panels
- Worksurfaces use undersurface brackets to attach to wall panels for support
- Veneer, HPL or solid surface
- Optional wire management cutout

OB-7524TT

2D view with wire management cutout

OB-7834ST

2D view with wire management cutout

Worksurfaces Full wall panel, supported

- For 54″h posts use worksurface height surfaces only
- Requires only one 42″w full wall panel, used when there is not adjacent full wall panel
- Uses undersurface brackets to attach to wall panel for support
- Island and delta worksurface bar height only, V-leg support
- Wedge worksurface desk or bar height, triangle wedge support, left or right handed
- Rectangle worksurface desk or bar height, V-leg or double triangle wedge support
- Surface supports feature integrated hook
- Surfaces available in veneer, HPL or solid surface
- Optional wire management cutout

Island
-V-leg support
-Bar height only

Island 2D

Delta
-V-leg support
-Bar height only

Delta 2D

V-leg support

Wedge
-Triangle wedge support
-Desk or bar height
-Left or right handed

Wedge 2D

Triangle support

Rectangle
-V-leg or double triangle wedge support
-Desk or bar height

Rectangle 2D

V-leg support

Double triangle support

Runoff tables

Runoff table

- For 54″h posts use worksurface height surfaces only
- Desk or bar height meeting table
- Widths: 48″w, 54″w, 60″w, 66″w, 72″w, 78″w
- Depths: 29.5″d, 35.5″d, 41.5″d
- Attaches to full panel wall with brackets, veneer legs support runoff end
- Bar height legs include foot rail
- Optional surface wire management cutout to use with or without media wire manager

Parallel runoff table

- For 54″h posts use worksurface height surfaces only
- Desk or bar worksurfaces
- Widths: 48″w, 84″w, 126″w
- Depths: 24″d or 29.5″d
- Attaches to full panel wall with brackets, veneer leg support
- Can be used on the inside or outside of a full wall
- Optional wire management cutout

Runoff table

Desk height

Optional media wire manager, shown with power

Bar height

Optional media wire manager, shown with power

Parallel runoff table

Desk height
no adjoining walls

Desk height
1 adjoining wall

Desk height
2 adjoining walls

Bar height
no adjoining walls

Bar height
1 adjoining wall

Bar height
2 adjoining walls

Electrical

- Infeed options include:
  - Liquid tight: 6′ long
  - Metal: 6′ or 10′ long
  - NYC code: 6′ long
  - Plug and play: 6′ long, must use all circuit I duplexes
  - Rotating: quick disconnect wall outlet allowing cords to be removed from wall when hardwiring
- H block allows connection of up to four jumpers
- Duplexes available in Circuit I or Circuit II. 15 amp outlet

Hardwired infeed - liquid tight or metal

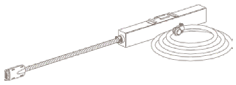

Hardwired infeed - NYC

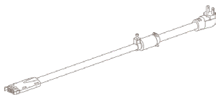

Plug and play infeed

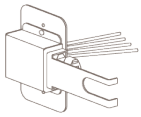

Rotating infeed

Power jumper

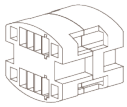

H Block

Duplex

Power supplies

Set on surface power

- PS-60: (2) outlets, (2) USB charging ports, 6′ cord
- PS-100: (1) Outlet, (1) USB A charging port, (1) USB-C charging port, 9′ cord

Floor power

- PS-90: (1) Outlet, (2) USB A charging ports, (1) USB-C charging port
- PS-96: (12) outlets and (3) USB charging ports, (3) USB-C charging port, 9′ cord
- PS-98: (3) wireless charging sleeves, (3) outlets and (4) USB charging ports, (1) USB-C charging port, 10′ cord

Set on surface power

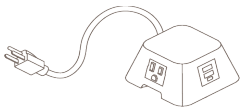

PS-60

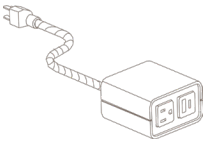

PS-100

Floor power

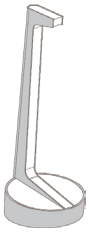

PS-90



PS-96

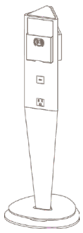

PS-98

Wire management

- Wire management cord stay comes as a set of two, and can manage cords ¼″ diameter along any TFL or veneer item

WMCS

Accessories

- Wall mount lamp mounts flush to full or split wall panel. Swivel mount, 15′ power cord, cord mounted rocker switch for on/off
- Wall mount pole mounts flush to full or split wall panel. 25lb. weight limit
- Wallmount lamp and pole mount anywhere on full or split panel, within 3″ of the edge
- Wire management cord stay accepts 1/4″ cord diameter. Mounts to panels or surfaces with wood substrate. Set of 2
- Planter box sits between posts, available as 42″w, 84″w or 126″w

Lamp

Lamp cord detail

Pole

Planter box

Gathr General planning

- Gathr modules with no back panels may only be used against full wall beam kit, or acoustic framed panels
- Molded plywood seat
- Stand alone or ganged modules. • **Note**: Ganging modules cannot be freestanding
- End panel on left and right ganging, and stand alone modules, feature exposed plywood edge
- Optional planter cutout, see corner module section
- **Note**: Must specify back panel in open wall applications. Cannot to be used against glass wall
- Fabric panel extensions:
  - Stand alone: Panel extends .75″ past module end, on both sides. Adds 1.5″ to overall width
  - Left and right ganging: Panel extends .75″ past module end, on both sides. Adds .75″ to overall width
  - Center ganging: Panel is flush to module ends, no additional width is added
- Upholstered back panels available in select fabrics. See approved list

Gathr Accessories

Seat pad

- PET teardrop base with integrated hang hole
- Fabric cushion top. See approved fabric list
- Thread color options: White, black, grey, brown, or blue

Planter liner

- Planter liners have a self irrigation system included for each opening
- Instruction booklet comes with all liners

Seat pad

Planter liner

Planter liner detail

Gathr Options

Upholstered seats

- All Gathr models have the option for an upholstered seat
- Upholstered and non upholstered seat units can be ganged together

Gaskets

- All non upholstered seats include a gasket on each side of the seat as standard. This is to close in gaps between ganged seating models
- Gaskets are available in black (GSKB) or grey (GSKG)

Power

- All Gathr seating models (upholstered and non upholstered) have the option to add a power module (ABY). Power module is centered on front of seat. Power module includes single outlet, USB-A and USB-C duplex
- See booth and table pages for power locations on those components
- See **planning guide** for additional power information

Upholstered seats

Upholstered seat shown in center location (XV)

Gaskets

Black gasket shown (GSKB)

Power

Power location (A8Y)

Gathr Obeya corner modules

- 90° inside wedge
- Depth: 67.5″d x 67.5″w x 36″h (43″h with back panel)
- **Note**: Ganging modules cannot be freestanding
- **Note**: Fabric panel must be specified when modules are not up against a wall. Available in select fabrics, see approved list
- Corner top has optional cutout for planter. Specify no cutout, cutout only, or cutout with liner
  - Cutout is a 9″ diameter
  - Liner is self watering
  - Planter platform with mounting spacers included in corner

Stand alone module

OB88-90IW-S
Front



Shown with left and right back panel

Ganging module, left position

OB88-90IW-L
Front



Shown with left and right back panel

Ganging module, center position

OB88-90IW-C
Front

Shown with left and right back panel

Ganging module, right position

OB88-90IW-R
Front



Shown with left and right back panel

Corner cutout options

No cutout

Cutout only

Cutout with liner

Gathr Obeya straight modules

- Module widths: 21″w, 30″w, 42″w
- Depth: 36.5″d. 37.25″d with back panel
- Height: 36″h (43″h with back panel)
- Stand alone or ganged modules
- **Note**: Ganging modules cannot be freestanding
- **Note**: Fabric panel must be specified when modules are not up against a wall. Available in select fabrics, see approved list

Stand alone module

OB88-_ _ST-S
Front

with back panel

Ganging module, left position

OB88-_ _ST-L
Front

with back panel

Ganging module, center position

OB88-_ _ST-C
Front

with back panel

Ganging module, right position

OB88-_ _ST-R
Front

with back panel