



ALL STANDARD VENEERS

CHERRY

- MOCHA [MMC]
- MOLASSES [QEC]
- SIENNA [MLC]

WALNUT

- BURNISHED [BUW]
- DESERT [DST]
- EBONY [EBY]
- PORT [MVW]
- ROOT [MNW]
- TOFFEE [MGW]

MAPLE

- BLONDE [MBM]
- HONEY [MHM]

OAK

- LINEN [MRO]
- OSLO [OSL]
- PECAN [PCO]
- STEEL [MGO]

ALL WOODGRAIN LAMINATES

3 = 3DL

CHERRY

- COGNAC [VM3]
- MOCHA [MC3]
- MOLASSES [QE3]
- SIENNA [LC3]

WALNUT

- BURNISHED [BU3]
- DESERT [DS3]
- KODIAK [KD3]
- ROOT [NW3]
- TOFFEE [EN3]

MAPLE

- BLONDE [BE3]
- HONEY [MH3]
- OCHRE [LM3]

OAK

- LINEN [CO3]
- PECAN [PC3]
- STEEL [ST3]

TEXTURED LAMINATES (10%)

- NATURAL CHAMPAGNE [NG3]
- NATURAL STEAMWASH [NH3]

SOLID COLOR LAMINATES

- BLACK [BL3]
- FROSTY WHITE [FW3]
- GREY [GR3]
- PURE WHITE [RW3]

METAL POWDER COAT COLORS

- BONE WHITE [BWT]
- BUFF [BUFF]
- CHALK [CHLK]
- GOLD [SGLD]
- GRAPHITE [GRPH]
- LUSTER GREY [MSL]
- OILED BRONZE [HIP]
- ONYX [BKO]
- POLAR [POLR]
- SOFT BRONZE [SBRZ]
- WARM GREY [HIF]

SOLID SURFACE

- CAMEO WHITE [CWS]
- CONCRETE [CSS]
- DEEP MINK [DMS]
- MODERN WHITE [MWS]

STUDIO POWDER COAT (10%)

- CADET [CADT]
- CLOVER [CLOV]
- GOLDENROD [GLDN]
- HERON [HERN]
- LATTE [LATT]
- MOSS [MOSS]
- RUSSET [RUS]
- SUNSET [SUNS]

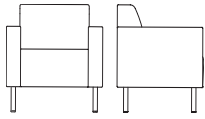
FABRIC PARTNERS

- **ARC-COM**
www.arc-com.com
- **ARCHITEX**
www.architex-ljh.com
- **CAMIRA**
www.camirafabrics.com
- **CARNEGIE**
www.carnegiefabrics.com
- **C.F. STINSON**
www.cfstinson.com
- **DESIGNTEX**
www.designtex.com
- **GREEN HIDES**
www.greenhides.com
- **HELVETIA LEATHER**
www.helvetialeather.com
- **MAHARAM**
www.maharam.com
- **MAYER FABRICS**
www.mayerfabrics.com
- **MOMENTUM**
www.themomgroup.com
- **SPRADLING INTERNATIONAL, INC.**
www.spradlingvinyl.com
- **ULTRAFABRICS**
www.ultrafabricsllc.com

HIGH LEG WITH ARM STANDARD FEATURES

- Plywood Frame
- Fully Upholstered
- Sinuous Springs in Seat
- Optional Tablet
- Optional Arm Caps
- Optional Power

LOUNGE



	outside			sw	seat			inside back	arm height	from floor	weight lbs.	cubic feet
	w	d	h		sd	sh						
Square	30.5	28	30.5	21.5	19	17.5	14	7	24.25	53	22	
Curve	30.5	28	32	21.5	19	17.5	16	8.5	26	58	24	

model	yds com (54")	sq ft col	1	com 2	col 3	4	5	6	7	8	9	10	11	12	13	14	15	L1	L2	L3
(1) Body																				
97041	2.25	45	931	968	1,010	1,063	1,137	1,243	1,349	1,455	1,561	1,666	1,772	1,878	1,984	2,090	2,195	1,398	1,504	1,609
(2) Arms																				
97041	2.5	50	565	606	653	712	794	912	1,029	1,147	1,264	1,382	1,500	1,617	1,735	1,852	1,970	1,080	1,199	1,315

OPTIONS

Shape Option	Arm Cap	Tablet Location	Tablet Post Finish	Tablet Finish	Leg Style	Leg Finish	Power	Body (1)	Arms (2)
SQRE Square Standard	X9 None - Standard Solid Hardwood MMC MGW QEC MBM MLC MHM BUW MRO DST OSL EBY PCO MVW MGO MNW Square \$201 Curve \$221 Solid Surface CWS Cameo White CSS Concrete DMS Deep Mink MWS Modern White Square \$272 Curve \$372	X9 No Tablet Standard UR Left Facing \$378 UQ Right Facing \$378 NOTE: Tablet Swivels 360°	X9 None Standard AAL Anodized Aluminum ABLK Anodized Black \$100	X9 None Standard Veneer Quartered MMC MGW QEC MBM MLC MHM BUW MRO DST OSL EBY PCO MVW MGO MNW 3D Laminate VM3 MH3 MC3 LM3 QE3 CO3 LC3 PC3 BU3 ST3 DS3 BL3 KD3 FW3 NW3 GR3 EN3 RW3 BE3 Textured Laminate (10% upcharge) NG3 NH3	H4N Metal Post Leg Standard MTBL Metal Tube Leg Assy \$116 WDPL Wood Post Leg \$69	BWT Bone White BUFF Buff CHLK Chalk SGLD Gold GRPH Graphite MSL Luster Grey HIP Oiled Bronze BKO Onyx POLR Polar SBRZ Soft Bronze HIF Warm Grey Studio Powder Coats (10% upcharge) CADT Cadet CLOV Clover GLDN Goldenrod HERN Heron LATT Latte MOSS Moss RUSS Russet SUNS Sunset MMC MGW QEC MBM MLC MHM BUW MRO DST OSL EBY PCO MVW MGO MNW	X9 No Power Standard Power \$308 BLK Black SLV Silver WHT White Power Unit: (1) 15 Amp Outlet (2) 2.1 Amp USB Charging Ports 48" Cord	Grade, Vendor, Pattern, Color	Grade, Vendor, Pattern, Color

HOW TO ORDER

SPECIFY: Shape option | arm cap | tablet location | tablet post finish | tablet finish | leg style | leg finish | power | body textile pattern and color| arms textile pattern and color. See page H for a complete offering of finishes and graded-in fabric options.

MODEL NUMBER

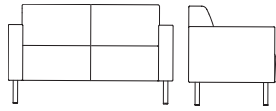
97041

Shape Option	Arm Cap	Tablet Location	Tablet Post Finish	Tablet Finish	Leg Style	Leg Finish	Power	Body (1)	Arms (2)
SQRE	X9	X9	X9	X9	H4N	BWT	X9	Grade 3, Momentum, Hue, Smoke	Grade 3, Momentum, Hue, Smoke

HIGH LEG WITH ARM STANDARD FEATURES

- Plywood Frame
- Fully Upholstered
- Sinuous Springs in Seat
- Optional Tablet
- Optional Arm Caps
- Optional Power

LOVESEAT



	outside			sw	seat			inside back	arm height	from floor	weight lbs.	cubic feet
	w	d	h		sd	sh						
Square	51.75	28	30.5	42.75	19	17.5	14	7	24.25	73	36	
Curve	51.75	28	32	42.75	19	17.5	16	8.5	26	78	38	

model	yds com (54")	sq ft col	1	com 2	col 3	4	5	6	7	8	9	10	11	12	13	14	15	L1	L2	L3
-------	---------------	-----------	---	-------	-------	---	---	---	---	---	---	----	----	----	----	----	----	----	----	----

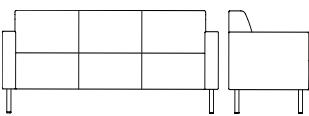
(1) Body

97042	3.5	70	1,442	1,500	1,565	1,648	1,763	1,928	2,092	2,257	2,421	2,586	2,750	2,915	3,080	3,244	3,409	2,152	2,318	2,481
-------	-----	----	-------	-------	-------	-------	-------	-------	-------	-------	-------	-------	-------	-------	-------	-------	-------	-------	-------	-------

(2) Arms

97042	2.5	50	592	633	680	739	821	939	1,056	1,174	1,291	1,409	1,527	1,644	1,762	1,879	1,997	1,107	1,226	1,342
-------	-----	----	-----	-----	-----	-----	-----	-----	-------	-------	-------	-------	-------	-------	-------	-------	-------	-------	-------	-------

SOFA



	outside			sw	seat			inside back	arm height	from floor	weight lbs.	cubic feet
	w	d	h		sd	sh						
Square	73	28	30.5	64	19	17.5	14	7	24.25	93	49	
Curve	73	28	32	64	19	17.5	16	8.5	26	98	52	

model	yds com (54")	sq ft col	1	com 2	col 3	4	5	6	7	8	9	10	11	12	13	14	15	L1	L2	L3
-------	---------------	-----------	---	-------	-------	---	---	---	---	---	---	----	----	----	----	----	----	----	----	----

(1) Body

97043	5	100	1,958	2,040	2,134	2,252	2,416	2,652	2,887	3,122	3,357	3,592	3,827	4,062	4,297	4,533	4,768	2,961	3,198	3,431
-------	---	-----	-------	-------	-------	-------	-------	-------	-------	-------	-------	-------	-------	-------	-------	-------	-------	-------	-------	-------

(2) Arms

97043	2.5	50	589	630	677	736	818	936	1,053	1,171	1,288	1,406	1,527	1,641	1,759	1,876	1,994	1,104	1,223	1,339
-------	-----	----	-----	-----	-----	-----	-----	-----	-------	-------	-------	-------	-------	-------	-------	-------	-------	-------	-------	-------

OPTIONS

Shape Option	Arm Cap	Tablet Location	Tablet Post Finish	Tablet Finish	Leg Style	Leg Finish	Power	Body (1)	Arms (2)
SQRE Square Standard	X9 None -Standard Solid Hardwood	X9 No Tablet Standard	X9 None Standard	X9 None Standard	H4N Metal Post Leg Standard	BWT Bone White BUFF Buff CHLK Chalk SGLD Gold GRPH Graphite MSL Luster Grey HIP Oiled Bronze BKO Onyx POLR Polar SBRZ Soft Bronze HIF Warm Grey	X9 No Power Standard	Grade, Vendor, Pattern, Color	Grade, Vendor, Pattern, Color
	MMC MGW GEC MBM MLC MHM BUW MRO DST OSL EBY PCO MVW MGO MNW	UQ Right Facing \$378	ABLK Anodized Black	MMG MGW GEC MBM MLC MHM BUW MRO DST OSL EBY PCO MVW MGO MNW		Studio Powder Coats (10% upcharge) CADT Cadet CLOV Clover GLDN Goldenrod HERN Heron LATT Latte MOSS Moss RUSS Russet SUNS Sunset	Right Facing \$308 C6T/BLK Black C6T/SLV Silver C6T/WHT White		
	Square \$201 Curve \$221	US Left and Right Facing \$756	UR/UQ \$100 US \$200	3D Laminate VM3 MH3 MC3 LM3 QE3 CO3 LC3 PC3 BU3 ST3 DS3 BL3 KD3 FW3 NW3 GR3 EN3 RW3 BE3	WDPL Wood Post Leg \$69	MMC MGW GEC MBM MLC MHM BUW MRO DST OSL EBY PCO MVW MGO MNW	Left and Right Facing \$616 C6V/BLK Black C6V/SLV Silver C6V/WHT White		
	Solid Surface CWS Cameo White CSS Concrete DMS Deep Mink MWS Modern White	NOTE: Tablet Swivels 360°		Textured Laminate (10% upcharge) NG3 NH3			Power Unit: (1) 15 Amp Outlet (2) 21 Amp USB Charging Ports 48" Cord		

HOW TO ORDER

SPECIFY: Shape option | arm cap | tablet location | tablet post finish | tablet finish | leg style | leg finish | power | body textile pattern and color | arms textile pattern and color. See page H for a complete offering of finishes and graded-in fabric options.

MODEL NUMBER

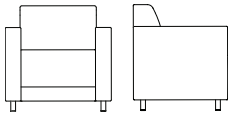
97042

Shape Option	Arm Cap	Tablet Location	Tablet Post Finish	Tablet Finish	Leg Style	Leg Finish	Power	Body (1)	Arms (2)
SQRE	X9	X9	X9	X9	H4N	BWT	X9	Grade 3, Momentum, Hue, Smoke	Grade 3, Momentum, Hue, Smoke

LOW LEG WITH ARM STANDARD FEATURES

- Plywood Frame
- Fully Upholstered
- Sinuous Springs in Seat
- Optional Arm Caps
- Optional Power
- Optional Tablet

LOUNGE



	w	outside d	h	sw	seat sd	sh	inside back	arm height	from floor	weight lbs.	cubic feet
Square	30.5	28	30.5	21.5	19	17.5	14	7	24.25	64	22
Curve	30.5	28	32	21.5	19	17.5	16	8.5	26	69	24

model	yds com (54")	sq ft col	1	com 2	col 3	4	5	6	7	8	9	10	11	12	13	14	15	L1	L2	L3
(1) Body																				
97141	2.5	50	979	1,020	1,067	1,126	1,208	1,326	1,443	1,561	1,678	1,796	1,914	2,031	2,149	2,266	2,384	1,494	1,613	1,729
(2) Arms																				
97141	3	60	608	657	714	784	883	1,024	1,165	1,306	1,447	1,588	1,730	1,871	2,012	2,153	2,294	1,221	1,363	1,503

OPTIONS

Shape Option	Arm Cap	Tablet Location	Tablet Post Finish	Tablet Finish	Leg Style	Leg Finish	Pull	Power	Body (1)	Arms (2)
SQRE Square Standard	X9 None Standard	X9 No Tablet Standard	X9 None Standard	X9 None Standard	H4N Metal Post Leg Standard	BWT Bone White BUFF Buff CHLK Chalk SGLD Gold GRPH Graphite MSL Luster Grey HIP Oiled Bronze BKO Onyx POLR Polar SBRZ Soft Bronze HIF Warm Grey	X9 None Standard	X9 No Power Standard	Grade, Vendor, Pattern, Color	Grade, Vendor, Pattern, Color
CRVE Curve \$102	Solid Hardwood MMC MGW QEC MBM MLC MHM BUW MRO DST OSL EBY PCO MVW MGO MNW Square \$201 Curve \$221 Solid Surface CWS Cameo White CSS Concrete DMS Deep Mink MWS Modern White Square \$272 Curve \$372	UR Left \$378 Facing UQ Right \$378 Facing NOTE: Tablet Swivels 360°	AAL Anodized Aluminum ABLK Anodized Black \$100	Veneer Quartered MMC MGW QEC MBM MLC MHM BUW MRO DST OSL EBY PCO MVW MGO MNW 3D Laminate VM3 MH3 MC3 LM3 QE3 CO3 LC3 PC3 BU3 ST3 DS3 BL3 KD3 FW3 NW3 GR3 EN3 RW3 BE3 Textured Laminate (10% upcharge) NG3 NH3	BCML Black Dual Wheel Caster in Front with Metal Leg in Back BDML Black Dual Wheel Hardwood Floor Caster in Front with Metal Leg in Back WDPL Wood Post Leg \$65 BCWL Black Dual Wheel Caster in Front with Wood Post Leg in Back BDWL Back Dual Wheel Hardwood Floor Caster in Front with Wood Post Leg in Back BDWC Black Dual Wheel Casters BDHC Black Dual Wheel Hardwood Floor Casters	Studio Powder Coats (10% upcharge) CADT Cadet CLOV Clover GLDN Goldenrod HERN Heron LATT Latte MOSS Moss RUSS Russet SUNS Sunset MMC MGW QEC MBM MLC MHM BUW MRO DST OSL EBY PCO MVW MGO MNW	Pull \$51 BKO Onyx BWT Bone White MSL Luster Grey NOTE: Only available with caster options: BCML BDML BCWL BDWL BDWC BDHC	Power \$308 BLK Black SLV Silver WHT White Power Unit: (1) 15 Amp Outlet (2) 2.1 Amp USB Charging Ports 48" Cord	Note: If multiple fabrics are specified, list price is determined by the higher grade fabric.	Note: If multiple fabrics are specified, list price is determined by the higher grade fabric.

HOW TO ORDER

SPECIFY: Shape option | arm cap | tablet location | tablet post finish | tablet finish | leg style | leg finish | pull | power | body textile pattern and color | arms textile pattern and color. See page H for a complete offering of finishes and graded-in fabric options.

MODEL NUMBER

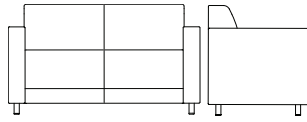
97141

Shape Option	Arm Cap	Tablet Location	Tablet Post Finish	Tablet Finish	Leg Style	Leg Finish	Pull	Power	Body (1)	Arms (2)
SQRE	X9	X9	X9	X9	H4N	BWT	X9	X9	Grade 3, Momentum, Hue, Smoke	Grade 3, Momentum, Hue, Smoke

LOW LEG WITH ARM STANDARD FEATURES

- Plywood Frame
- Fully Upholstered
- Sinuous Springs in Seat
- Optional Tablet
- Optional Arm Caps
- Optional Power

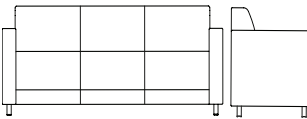
LOVESEAT



	outside			sw	seat		inside back	arm height	from floor	weight lbs.	cubic feet
	w	d	h		sd	sh					
Square	51.75	28	30.5	42.75	19	17.5	14	7	24.25	88	36
Curve	51.75	28	32	42.75	19	17.5	16	8.5	26	93	38

model	yds com (54")	sq ft col	1	com 2	col 3	4	5	6	7	8	9	10	11	12	13	14	15	L1	L2	L3
(1) Body																				
97142	3.75	75	1,487	1,549	1,619	1,707	1,831	2,007	2,184	2,360	2,536	2,713	2,889	3,065	3,242	3,418	3,594	2,246	2,424	2,598
(2) Arms																				
97142	3	60	627	676	733	803	902	1,043	1,184	1,325	1,466	1,607	1,749	1,890	2,031	2,172	2,313	1,240	1,382	1,522

SOFA



	outside			sw	seat		inside back	arm height	from floor	weight lbs.	cubic feet
	w	d	h		sd	sh					
Square	73	28	30.5	63.75	19	17.5	14	7	24.25	112	49
Curve	73	28	32	64	19	17.5	16	8.5	26	117	52

model	yds com (54")	sq ft col	1	com 2	col 3	4	5	6	7	8	9	10	11	12	13	14	15	L1	L2	L3
(1) Body																				
97143	5.5	110	2,041	2,132	2,235	2,364	2,545	2,804	3,063	3,321	3,580	3,838	4,097	4,356	4,614	4,873	5,132	3,141	3,402	3,658
(2) Arms																				
97143	3	60	643	692	749	819	918	1,059	1,200	1,341	1,482	1,623	1,765	1,906	2,047	2,188	2,329	1,256	1,398	1,538

OPTIONS

Shape Option	Arm Cap	Tablet Location	Tablet Post Finish	Tablet Finish	Leg Style	Leg Finish	Power	Body (1)	Arms (2)
SQRE Square Standard	X9 None -Standard	X9 No Tablet Standard	X9 None Standard	X9 None Standard	H4N Metal Post Leg Standard	BWT Bone White BUFF Buff CHLK Chalk SGLD Gold GRPH Graphite MSL Luster Grey HIP Oiled Bronze BKO Onyx POLR Polar SBRZ Soft Bronze HIF Warm Grey	X9 No Power Standard	Grade, Vendor, Pattern, Color	Grade, Vendor, Pattern, Color
CRVE Curve Loveseat \$190 Sofa \$231	Solid Hardwood MMC MGW GEC MBM MLC MHM BUW MRO DST OSL EBY PCO MVW MGO MNW Square \$201 Curve \$221 Solid Surface CWS Cameo White CSS Concrete DMS Deep Mink MWS Modern White Square \$272 Curve \$372	UR Left Facing \$378 UQ Right Facing \$378 US Left and Right Facing \$756 NOTE: Tablet Swivels 360°	AAL Anodized Aluminum ABLK Anodized Black UR/UQ \$100 US \$200	Veneer Quartered MMC MGW QEC MBM MLC MHM BUW MRO DST OSL EBY PCO MVW MGO MNW 3D Laminate VM3 MH3 MC3 LM3 QE3 CO3 LC3 PC3 BU3 ST3 DS3 BL3 KD3 FW3 NW3 GR3 EN3 RW3 BE3 Textured Laminate (10% upcharge) NG3 NH3		Studio Powder Coats (10% upcharge) CADT Cadet CLOV Clover GLDN Goldenrod HERN Heron LATT Latte MOSS Moss RUSS Russet SUNS Sunset	Left Facing \$308 C6U/BLK Black C6U/SLV Silver C6U/WHT White Right Facing \$308 C6T/BLK Black C6T/SLV Silver C6T/WHT White Left and Right Facing \$616 C6V/BLK Black C6V/SLV Silver C6V/WHT White Power Unit: (1) 15 Amp Outlet (2) 21 Amp USB Charging Ports 48" Cord	Note: If multiple fabrics are specified, list price is determined by the higher grade fabric. Note: If multiple fabrics are specified, list price is determined by the higher grade fabric.	
					WDPL Wood Post Leg \$65	MMC MGW QEC MBM MLC MHM BUW MRO DST OSL EBY PCO MVW MGO MNW			

HOW TO ORDER

SPECIFY: Shape option | arm cap | tablet location | tablet post finish | tablet finish | leg style | leg finish | power | body textile pattern and color | arms textile pattern and color. See page H for a complete offering of finishes and graded-in fabric options.

MODEL NUMBER

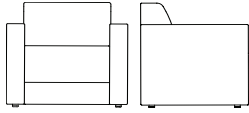
97142

Shape Option	Arm Cap	Tablet Location	Tablet Post Finish	Tablet Finish	Leg Style	Leg Finish	Power	Body (1)	Arms (2)
SQRE	X9	X9	X9	X9	H4N	BWT	X9	Grade 3, Momentum, Hue, Smoke	Grade 3, Momentum, Hue, Smoke

CONCEALED GLIDE WITH ARM STANDARD FEATURES

- Plywood Frame
- Fully Upholstered
- Concealed Glides
- Sinuous Springs in Seat
- Optional Tablet
- Optional Arm Caps
- Optional Power

LOUNGE



	w	outside d	h	sw	seat sd	sh	inside back	arm height	from floor	weight lbs.	cubic feet
Square	30.5	28	30.5	21.5	19	17.5	14	7	24.25	62	21
Curve	30.5	27.75	31.5	21.5	19	17.5	16	8.5	26	67	22

model	yds com (54")	sq ft col	1	com 2	col 3	4	5	6	7	8	9	10	11	12	13	14	15	L1	L2	L3
(1) Body																				
97241	2.75	55	886	931	983	1,048	1,138	1,267	1,397	1,526	1,655	1,785	1,914	2,043	2,173	2,302	2,431	1,450	1,581	1,709
(2) Arms																				
97241	3	60	611	660	717	787	886	1,027	1,168	1,309	1,450	1,591	1,733	1,874	2,015	2,156	2,297	1,224	1,366	1,506

OPTIONS

Shape Option	Arm Cap	Tablet Location	Tablet Post Finish	Tablet Finish	Power	Body (1)	Arms (2)
SQRE Square - Standard	X9 None - Standard	X9 No Tablet - Standard	X9 None - Standard	X9 None - Standard	X9 No Power - Standard	Grade, Vendor, Pattern, Color	Grade, Vendor, Pattern, Color
CRVE Curve \$102	Solid Hardwood MMC MGW QEC MBM MLC MHM BUW MRO DST OSL EBY PCO MVW MGO MNVW Square \$201 Curve \$221 Solid Surface CWS Cameo White CSS Concrete DMS Deep Mink MWS Modern White Square \$272 Curve \$372	UR Left Facing \$378 UQ Right Facing \$378 NOTE: Tablet Swivels 360°	AAL Anodized Aluminum ABLK Anodized Black \$100	Veneer Quartered MMC MGW QEC MBM MLC MHM BUW MRO DST OSL EBY PCO MVW MGO MNVW 3D Laminate VM3 MH3 MC3 LM3 QE3 CO3 LC3 PC3 BU3 ST3 DS3 BL3 KD3 FW3 NW3 GR3 EN3 RW3 BE3 <i>Textured Laminate (10% upcharge)</i> NG3 NH3	Power \$308 BLK Black SLV Silver WHT White Power Unit: (1) 15 Amp Outlet (2) 2.1 Amp USB Charging Ports 48" Cord	Note: If multiple fabrics are specified, list price is determined by the higher grade fabric.	Note: If multiple fabrics are specified, list price is determined by the higher grade fabric.

HOW TO ORDER

SPECIFY: Shape option | arm cap | tablet location | tablet post finish | tablet finish | power | body textile pattern and color | arms textile pattern and color. See page H for a complete offering of finishes and graded-in fabric options.

MODEL NUMBER

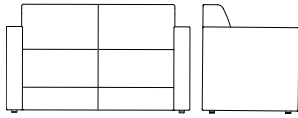
97241

Shape Option	Arm Cap	Tablet Location	Tablet Post Finish	Tablet Finish	Power	Body (1)	Arms (2)
SQRE	X9	X9	X9	X9	X9	Grade 3, Momentum, Hue, Smoke	Grade 3, Momentum, Hue, Smoke

CONCEALED GLIDE WITH ARM STANDARD FEATURES

- Plywood Frame
- Fully Upholstered
- Concealed Glides
- Sinuous Springs in Seat
- Optional Tablet
- Optional Arm Caps
- Optional Power

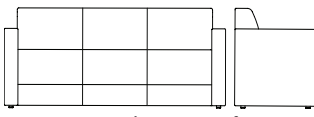
LOVESEAT



	outside			sw	seat		inside back	arm height	from floor	weight lbs.	cubic feet
	w	d	h		sd	sh					
Square	51.75	28	30.5	42.75	19	17.5	14	7	24.25	85	36
Curve	51.75	28	32	42.75	19	17.5	16	8.5	26	90	38

model	yds com (54")	sq ft col	1	com 2	col 3	4	5	6	7	8	9	10	11	12	13	14	15	L1	L2	L3
(1) Body																				
97242	4.25	85	1,365	1,435	1,515	1,615	1,755	1,955	2,154	2,354	2,554	2,754	2,954	3,154	3,353	3,553	3,753	2,222	2,423	2,621
(2) Arms																				
97242	3	60	648	697	754	824	923	1,064	1,205	1,346	1,487	1,628	1,770	1,911	2,052	2,193	2,334	1,261	1,403	1,543

SOFA



	outside			sw	seat		inside back	arm height	from floor	weight lbs.	cubic feet
	w	d	h		sd	sh					
Square	73	28	30.5	64	19	17.5	14	7	24.25	108	49
Curve	73	28	32	64	19	17.5	16	8.5	26	113	52

model	yds com (54")	sq ft col	1	com 2	col 3	4	5	6	7	8	9	10	11	12	13	14	15	L1	L2	L3
(1) Body																				
97243	5.75	115	1,917	2,012	2,120	2,255	2,444	2,715	2,985	3,255	3,526	3,796	4,067	4,337	4,607	4,878	5,148	3,066	3,339	3,606
(2) Arms																				
97243	3	60	657	706	763	833	932	1,073	1,214	1,355	1,496	1,637	1,779	1,920	2,061	2,202	2,343	1,270	1,412	1,552

OPTIONS

Shape Option	Arm Cap	Tablet Location	Tablet Post Finish	Tablet Finish	Power	Body (1)	Arms (2)
SQRE Square Standard	X9 None - Standard	X9 No Tablet - Standard	X9 None - Standard	X9 None - Standard	X9 No Power - Standard	Grade, Vendor, Pattern, Color	Grade, Vendor, Pattern, Color
CRVE Curve Loveseat \$190 Sofa \$231	Solid Hardwood MMC MGW QEC MBM MLC MHM BUW MRO DST OSL EBY PCO MVW MGO MNW Square \$201 Curve \$221 Solid Surface CWS Cameo White CSS Concrete DMS Deep Mink MWS Modern White Square \$272 Curve \$372	UR Left Facing \$378 UQ Right Facing \$378 US Left and Right Facing \$756 NOTE: Tablet Swivels 360°	AAL Anodized Aluminum ABLK Anodized Black UR/UQ \$100 US \$200	Veneer Quartered MMC MGW QEC MBM MLC MHM BUW MRO DST OSL EBY PCO MVW MGO MNW 3D Laminate VM3 MH3 MC3 LM3 QE3 CO3 LC3 PC3 BU3 ST3 DS3 BL3 KD3 FW3 NW3 GR3 EN3 RW3 BE3 Textured Laminate (10% upcharge) NG3 NH3	Left Facing \$308 C6U/BLK Black C6U/SLV Silver C6U/WHT White Right Facing \$308 C6T/BLK Black C6T/SLV Silver C6T/WHT White Left and Right Facing \$616 C6V/BLK Black C6V/SLV Silver C6V/WHT White Power Unit: (1) 15 Amp Outlet (2) 2.1 Amp USB Charging Ports 48" Cord	Note: If multiple fabrics are specified, list price is determined by the higher grade fabric. Note: If multiple fabrics are specified, list price is determined by the higher grade fabric.	

HOW TO ORDER

SPECIFY: Shape option | arm cap | tablet location | tablet post finish | tablet finish | power | body textile pattern and color | arms textile pattern and color. See page H for a complete offering of finishes and graded-in fabric options.

MODEL NUMBER

97242

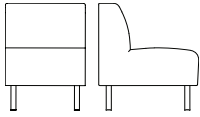
Shape Option	Arm Cap	Tablet Location	Tablet Post Finish	Tablet Finish	Power	Body (1)	Arms (2)
SQRE	X9	X9	X9	X9	X9	Grade 3, Momentum, Hue, Smoke	Grade 3, Momentum, Hue, Smoke



HIGH LEG ARMLESS STANDARD FEATURES

- Plywood Frame
- Fully Upholstered
- Sinuous Springs in Seat
- Optional Power

LOUNGE



	outside			seat			inside back	weight lbs.	cubic feet
	w	d	h	sw	sd	sh			
Square	22	28	30.5	22	19	17.5	14	38	17
Curve	22	28	32	22	19	17.5	16	43	18

model	yds com (54")	sq ft col	1	com 2	col 3	4	5	6	7	8	9	10	11	12	13	14	15	L1	L2	L3
97441	2.25	45	947	984	1,026	1,079	1,153	1,259	1,365	1,471	1,577	1,682	1,788	1,894	2,000	2,106	2,211	1,414	1,502	1,625

OPTIONS

Shape Option	Leg Style	Leg Finish	Power	Fabric/Grade
SQRE Square - Standard	H4N Metal Post Leg - Standard	BWT Bone White BUFF Buff CHLK Chalk SGLD Gold GRPH Graphite MSL Luster Grey HIP Oiled Bronze BKO Onyx POLR Polar SBRZ Soft Bronze HIF Warm Grey Studio Powder Coats (10% upcharge) CADT Cadet CLOV Clover GLDN Goldenrod HERN Heron LATT Latte MOSS Moss RUSS Russet SUNS Sunset	X9 No Power - Standard Power \$308 BLK Black SLV Silver WHT White Power Unit: (1) 15 Amp Outlet (2) 2.1 Amp USB Charging Ports 48" Cord	Grade, Vendor, Pattern, Color Note: If multiple fabrics are specified, list price is determined by the higher grade fabric.
CRVE Curve \$48	MTBL Metal Tube Leg Assy \$116			
	WDPL Wood Post Leg \$69	MMC MGW QEC MBM MLC MHM BUW MRO DST OSL EBY PCO MVW MGO MNW		

HOW TO ORDER

SPECIFY: Shape option | leg style | leg finish | power | textile pattern and color. See page H for a complete offering of finishes and graded-in fabric options.

MODEL NUMBER

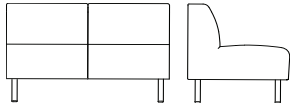
97441

Shape Option	Leg Style	Leg Finish	Power	Fabric/Grade
SQRE	H4N	BWT	X9	Grade 3, Momentum, Hue, Smoke

HIGH LEG ARMLESS STANDARD FEATURES

- Plywood Frame
- Fully Upholstered
- Sinuous Springs in Seat
- Optional Power

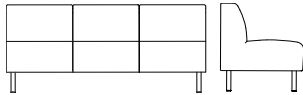
LOVESEAT



	outside			seat			inside back	weight lbs.	cubic feet
	w	d	h	sw	sd	sh			
Square	43.25	28	30.5	43.25	19	17.5	14	57	30
Curve	43.25	28	32	43.25	19	17.5	16	62	32

model	yds com (54")	sq ft col	1	com 2	col 3	4	5	6	7	8	9	10	11	12	13	14	15	L1	L2	L3
97442	3.5	70	1,442	1,500	1,565	1,648	1,763	1,928	2,092	2,257	2,421	2,586	2,750	2,915	3,080	3,244	3,409	2,152	2,318	2,481

SOFA



	outside			seat			inside back	weight lbs.	cubic feet
	w	d	h	sw	sd	sh			
Square	64.5	28	30.5	64.5	19	17.5	14	74	44
Curve	64.5	28	32	64.5	19	17.5	16	81	46

model	yds com (54")	sq ft col	1	com 2	col 3	4	5	6	7	8	9	10	11	12	13	14	15	L1	L2	L3
97443	4.75	95	1,948	2,026	2,116	2,227	2,384	2,607	2,830	3,054	3,277	3,500	3,724	3,947	4,170	4,394	4,617	2,902	3,127	3,348

OPTIONS

Shape Option	Leg Style	Leg Finish	Power	Fabric/Grade
SQRE Square - Standard CRVE Curve Loveseat \$85 Sofa \$116	H4N Metal Post Leg - Standard MTBL Metal Tube Leg Assy \$116	BWT Bone White BUFF Buff CHLK Chalk SGLD Gold GRPH Graphite MSL Luster Grey HIP Oiled Bronze BKO Onyx POLR Polar SBRZ Soft Bronze HIF Warm Grey Studio Powder Coats (10% upcharge) CADT Cadet CLOV Clover GLDN Goldenrod HERN Heron LATT Latte MOSS Moss RUSS Russet SUNS Sunset	X9 No Power - Standard Left Facing \$308 C6U/BLK Black C6U/SLV Silver C6U/WHT White Right Facing \$308 C6T/BLK Black C6T/SLV Silver C6T/WHT White Left and Right Facing \$616 C6V/BLK Black C6V/SLV Silver C6V/WHT White Power Unit: (1) 15 Amp Outlet (2) 21 Amp USB Charging Ports 48" Cord	Grade, Vendor, Pattern, Color Note: If multiple fabrics are specified, list price is determined by the higher grade fabric.
	WDPL Wood Post Leg \$69	MMC MGW QEC MBM MLC MHM BUW MRO DST OSL EBY PCO MVW MGO MNW		

HOW TO ORDER

SPECIFY: Shape option | leg style | leg finish | power | textile pattern and color. See page H for a complete offering of finishes and graded-in fabric options.

MODEL NUMBER

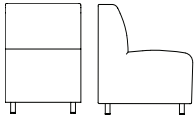
97442

Shape Option	Leg Style	Leg Finish	Power	Fabric/Grade
SQRE	H4N	BWT	X9	Grade 3, Momentum, Hue, Smoke

LOW LEG ARMLESS STANDARD FEATURES

- Plywood Frame
- Fully Upholstered
- Sinuous Springs in Seat
- Optional Power

LOUNGE



	outside			seat			inside back	weight lbs.	cubic feet
	w	d	h	sw	sd	sh			
Square	22	28	30.5	22	19	17.5	14	39	17
Curve	22	28	32	22	19	17.5	16	44	18

model	yds com (54")	sq ft col	1	com 2	col 3	4	5	6	7	8	9	10	11	12	13	14	15	L1	L2	L3
97541	3	60	1,124	1,173	1,230	1,300	1,399	1,540	1,681	1,822	1,963	2,104	2,246	2,387	2,528	2,669	2,810	1,737	1,879	2,019

OPTIONS

Shape Option	Leg Style	Leg Finish	Pull	Power	Fabric/Grade
SQRE Square - Standard	H4N Metal Post Leg - Standard	BWT Bone White BUFF Buff CHLK Chalk SGLD Gold GRPH Graphite MSL Luster Grey HIP Oiled Bronze BKO Onyx POLR Polar SBRZ Soft Bronze HIF Warm Grey Studio Powder Coats (10% upcharge) CADT Cadet CLOV Clover GLDN Goldenrod HERN Heron LATT Latte MOSS Moss RUSS Russet SUNS Sunset	X9 None - Standard BKO Onyx BWT Bone White MSL Luster Grey NOTE: Only available with caster options: BCML, BDML, BCWL, BDWL, BDWC, and BDHC	X9 No Power - Standard	Grade, Vendor, Pattern, Color
CRVE Curve \$48	BCML Black Dual Wheel Caster in Front with Metal Leg in Back BDML Black Dual Wheel Hardwood Floor Caster in Front with Metal Leg in Back WDPL Wood Post Leg \$65 BCWL Black Dual Wheel Caster in Front with Wood Post Leg in Back BDWL Back Dual Wheel Hardwood Floor Caster in Front with Wood Post Leg in Back BDWC Black Dual Wheel Casters BDHC Black Dual Wheel Hardwood Floor Casters	MMC MGW QEC MBM MLC MHM BUW MRO DST OSL EBY PCO MVW MGO MNW		Power \$308 BLK Black SLV Silver WHT White Power Unit: (1) 15 Amp Outlet (2) 2.1 Amp USB Charging Ports 48" Cord	Note: If multiple fabrics are specified, list price is determined by the higher grade fabric.

HOW TO ORDER

SPECIFY: Shape option | leg style | leg finish | pull | power | textile pattern and color. See page H for a complete offering of finishes and graded-in fabric options.

MODEL NUMBER

97541

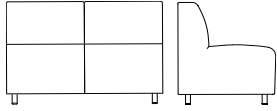
Shape Option	Leg Style	Leg Finish	Pull	Power	Body (1)
SQRE	H4N	BWT	X9	X9	Grade 3, Momentum, Hue, Smoke



LOW LEG ARMLESS STANDARD FEATURES

- Plywood Frame
 - Fully Upholstered
- Sinuous Springs in Seat
 - Optional Power

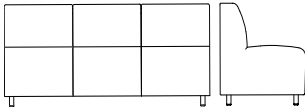
LOVESEAT



	outside			seat			inside back	weight lbs.	cubic feet
	w	d	h	sw	sd	sh			
Square	43.25	28	30.5	43.25	19	17.5	14	59	30
Curve	43.25	28	32	43.25	19	17.5	16	64	32

model	yds com (54")	sq ft col	1	com 2	col 3	4	5	6	7	8	9	10	11	12	13	14	15	L1	L2	L3
97542	4.5	90	1,711	1,785	1,870	1,976	2,124	2,335	2,547	2,758	2,970	3,182	3,393	3,605	3,816	4,028	4,240	2,616	2,830	3,039

SOFA



	outside			seat			inside back	weight lbs.	cubic feet
	w	d	h	sw	sd	sh			
Square	64.5	28	30.5	64.5	19	17.5	14	78	44
Curve	64.5	28	32	64.5	19	17.5	16	83	46

model	yds com (54")	sq ft col	1	com 2	col 3	4	5	6	7	8	9	10	11	12	13	14	15	L1	L2	L3
97543	6.25	125	2,289	2,392	2,509	2,656	2,862	3,156	3,450	3,744	4,038	4,332	4,625	4,919	5,213	5,507	5,801	3,536	3,832	4,123

OPTIONS

Shape Option	Leg Style	Leg Finish	Power	Fabric/Grade
<p>SQRE Square - Standard</p> <p>CRVE Curve Loveseat \$85 Sofa \$116</p>	<p>H4N Metal Post Leg - Standard</p> <p>WDPL Wood Post Leg \$65</p>	<p>BWT Bone White</p> <p>BUFF Buff</p> <p>CHLK Chalk</p> <p>SGLD Gold</p> <p>GRPH Graphite</p> <p>MSL Luster Grey</p> <p>HIP Oiled Bronze</p> <p>BKO Onyx</p> <p>POLR Polar</p> <p>SBRZ Soft Bronze</p> <p>HIF Warm Grey</p> <p>Studio</p> <p>Powder Coats (10% upcharge)</p> <p>CADT Cadet</p> <p>CLOV Clover</p> <p>GLDN Goldenrod</p> <p>HERN Heron</p> <p>LATT Latte</p> <p>MOSS Moss</p> <p>RUSS Russet</p> <p>SUNS Sunset</p> <p>MMC MGW</p> <p>QEC MBM</p> <p>MLC MHM</p> <p>BUW MRO</p> <p>DST OSL</p> <p>EBY PCO</p> <p>MVW MGO</p> <p>MNW</p>	<p>X9 No Power - Standard</p> <p>Left Facing \$308</p> <p>C6U/BLK Black</p> <p>C6U/SLV Silver</p> <p>C6U/WHT White</p> <p>Right Facing \$308</p> <p>C6T/BLK Black</p> <p>C6T/SLV Silver</p> <p>C6T/WHT White</p> <p>Left and Right Facing \$616</p> <p>C6V/BLK Black</p> <p>C6V/SLV Silver</p> <p>C6V/WHT White</p> <p>Power Unit: (1) 15 Amp Outlet (2) 21 Amp USB Charging Ports 48" Cord</p>	<p>Grade, Vendor, Pattern, Color</p> <p>Note: If multiple fabrics are specified, list price is determined by the higher grade fabric.</p>

HOW TO ORDER

SPECIFY: Shape option | leg style | leg finish | power | textile pattern and color. See page H for a complete offering of finishes and graded-in fabric options.

MODEL NUMBER

97542

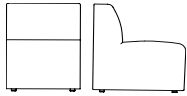
Shape Option	Leg Style	Leg Finish	Power	Fabric/Grade
SQRE	H4N	BWT	X9	Grade 3, Momentum, Hue, Smoke



CONCEALED GLIDE ARMLESS STANDARD FEATURES

- Plywood Frame
- Fully Upholstered
- Concealed Glides
- Sinuous Springs in Seat
- Optional Power

LOUNGE



	outside			sw	seat		inside back	weight lbs.	cubic feet
	w	d	h		sd	sh			
Square	22	28	30.5	22	19	17.5	14	43	16
Curve	22	28	32	22	19	17.5	16	48	17

model	yds com (54")	sq ft col	1	com 2	col 3	4	5	6	7	8	9	10	11	12	13	14	15	L1	L2	L3
97641	3	60	1,021	1,070	1,127	1,197	1,296	1,437	1,578	1,719	1,860	2,001	2,143	2,284	2,425	2,566	2,707	1,634	1,776	1,916

OPTIONS

Shape Option	Power	Fabric/Grade
SQRE Square - Standard	X9 No Power - Standard	Grade, Vendor, Pattern, Color
CRVE Curve \$48	Power \$308 BLK Black SLV Silver WHT White Power Unit: (1) 15 Amp Outlet (2) 2.1 Amp USB Charging Ports 48" Cord	Note: If multiple fabrics are specified, list price is determined by the higher grade fabric.

HOW TO ORDER

SPECIFY: Shape option | power | textile pattern and color. See page H for a complete offering of finishes and graded-in fabric options.

MODEL NUMBER

97641

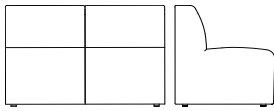
Shape Option	Power	Fabric/Grade
SQRE	X9	Grade 3, Momentum, Hue, Smoke



CONCEALED GLIDE ARMLESS STANDARD FEATURES

- Plywood Frame
- Fully Upholstered
- Concealed Glides
- Sinuous Springs in Seat
- Optional Power

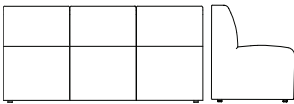
LOVESEAT



	outside			seat			inside back	weight lbs.	cubic feet
	w	d	h	sw	sd	sh			
Square	43.25	28	30.5	43.25	19	17.5	14	65	28
Curve	43.25	28	32	43.25	19	17.5	16	70	30

model	yds com (54")	sq ft col	1	com 2	col 3	4	5	6	7	8	9	10	11	12	13	14	15	L1	L2	L3
97642	4.5	90	1,587	1,661	1,746	1,852	2,000	2,211	2,423	2,634	2,846	3,058	3,269	3,481	3,692	3,904	4,116	2,492	2,706	2,915

SOFA



	outside			seat			inside back	weight lbs.	cubic feet
	w	d	h	sw	sd	sh			
Square	64.5	28	30.5	64.5	19	17.5	14	86	41
Curve	64.5	28	32	64.5	19	17.5	16	91	44

model	yds com (54")	sq ft col	1	com 2	col 3	4	5	6	7	8	9	10	11	12	13	14	15	L1	L2	L3
97643	6.25	125	2,174	2,277	2,394	2,541	2,747	3,041	3,335	3,629	3,923	4,217	4,510	4,804	5,098	5,392	5,686	3,421	3,717	4,008

OPTIONS

Shape Option	Power	Fabric/Grade
SQRE Square - Standard CRVE Curve Loveseat \$85 Sofa \$116	X9 No Power - Standard Left Facing \$308 C6U/BLK Black C6U/SLV Silver C6U/WHT White Right Facing \$308 C6T/BLK Black C6T/SLV Silver C6T/WHT White Left and Right Facing \$616 C6V/BLK Black C6V/SLV Silver C6V/WHT White Power Unit: (1) 15 Amp Outlet (2) 21 Amp USB Charging Ports 48" Cord	Grade, Vendor, Pattern, Color Note: If multiple fabrics are specified, list price is determined by the higher grade fabric.

HOW TO ORDER

SPECIFY: Shape option | power | textile pattern and color. See page H for a complete offering of finishes and graded-in fabric options.

MODEL NUMBER

97642

Shape Option	Power	Fabric/Grade
SQRE	X9	Grade 3, Momentum, Hue, Smoke