

## Aptos building blocks - benching

---





## Table of contents

Fixed height components	3-5
Height adjustable components	4-8
Height adjustable - manager desk	9
Cross rails	10
Shared floor storage	11-12
Storage towers	13
Cushions/privacy screens	14
Electrical	15
Power supplies	16
Lighting	17
Work accessories	18-19
Wire management	20

## Fixed height Bases

### General

- Low height base and cabinets include fixed duofoil standoffs
- Includes cutout for mounting cross rail
- Removable access panel

### End cabinet, open shelf back

- 60" w x 18" d x 22.25" h
- One adjustable and one stationary shelf per section
- Option to pre bore holes for privacy screen. Mounts centered on 60" d and offset 3" from open shelf side

### Panel base

- Widths: 30" w or 60" w
- 6" d x 22.25" h
- Use at end of runs

### Panel base



30" w  
34-4206FHWC1



60" w  
34-6006FHWC1

### End cabinet

open shelf back



34-6018FHWC2  
Exterior side



Interior side

## Fixed height Bases, continued

### General

- Low height base and cabinets include fixed duofoil standoffs
- Includes cutout for mounting cross rail
- Removable access panel

### End cabinet, open end shelves

- Depths: 18" d or 30" d
- 60" w x 22.25" h
- Unfinished back. Optional finished back on 18" d only
- One adjustable and one stationary shelf per section
- Option to pre bore holes for privacy screen. 18" d mounts centered on 60" d and offset 3" from open shelf side. 30" d mounts centered on length and depth

### Middle cabinet, open end shelves

- Depths: 18" d or 30" d
- 60" w x 22.25" h
- One adjustable and one stationary shelf per section, on both sides. Center divider panel
- Option to pre bore holes for privacy screen on 30" d cabinet. Mounts centered on length and depth

### End cabinet

open end shelves



18" d  
34-6018FHWC4



30" d  
34-6030FHWC4

### Middle cabinet

open end shelves



18" d  
34-6018FHWC5



30" d  
34-6030FHWC5

## Fixed height Worksurfaces

### General

- Depth: 30"
- Widths: 54"w, 60"w, 66"w, 83"w
- 1.1875" thick veneer or solid surface worksurfaces
- Worksurface shapes available as rectangle or soft rectangle
- Solid surface table maximum weight allowance is 100 lbs
- Use with open plan fixed bases

### Rectangle

- 2" flat knife profile on users side
- **Note:** Clamp on accessories will not work on 2" flat knife profile

### Soft rectangle

- 2" flat knife profile around perimeter
- 4" radius on corners
- **Note:** Clamp on accessories will not work on 2" flat knife profile

### Rectangle



Veneer  
34-6030FHRT shown




Solid surface  
34-6030FHRTC shown

### Soft rectangle



Veneer  
34-6030FHSRT shown



Solid surface  
34-6030FHSRTC shown

## Height adjustable Bases

### General

- Height adjustable control, switch and cables specified with height adjustable worksurface
- Low height base and cabinets include height adjustable columns
- Includes cutout for mounting cross rail
- Removable access panel

### Panel base

- Widths: 30"w or 60"w
- 6"d x 22.25"h
- Use at end of runs

### End cabinet, open shelf back

- Widths: 30"w or 60"w
- 18"d x 22.25"h
- One adjustable and one stationary shelf per section
- Option to pre bore holes for privacy screen on 60"w end cabinet. Mounts centered on 60"d and offset 3" from open shelf side

### End cabinet, unfinished back

- Depths: 18"d or 30"d
- 60"w x 22.25"h
- Unfinished back. Optional finished back on 18"d only

### Panel base



30"w  
34-3006HAWC1

60"w  
34-6006HAWC1

### End cabinet

open shelf back



30"w exterior side  
34-3018HAWC2

30"w interior side

60"w exterior side  
34-6018HAWC2

60"w interior side

### End cabinet

unfinished back



18"d  
34-3018HAWC4

30"d  
34-3030HAWC4

Optional finished back (LX)  
for 18"d only

## Height adjustable Bases, continued

### General

- Height adjustable control, switch and cables specified with height adjustable worksurface
- Low height base and cabinets include height adjustable columns
- Includes cutout for mounting cross rail
- Removable access panel

### End cabinet, open end shelves

- Depths: 18"d or 30"d
- 60"w x 22.25"h
- Unfinished back. Optional finished back on 18"d only
- One adjustable and one stationary shelf per section
- Option to pre bore holes for privacy screen. 18"d mounts centered on 60"d and offset 3" from open shelf side. 30"d mounts centered on length and depth

### Middle cabinet

- Depths: 18"d or 30"d
- 30"w x 22.25"h
- One adjustable and one stationary shelf per section, on both sides. Center divider panel

### Middle cabinet, open end shelves

- Depths: 18"d or 30"d
- 60"w x 22.25"h
- One adjustable and one stationary shelf per section, on both sides. Center divider panel
- Option to pre bore holes for privacy screen on 30"d cabinet. Mounts centered on length and depth

### End cabinet

open end shelves



18"d  
34-6018HAWC4



30"d  
34-6030HAWC4

### Middle cabinet



18"d  
34-3018HAWC5



30"d  
34-3030HAWC5

### Middle cabinet

open end shelves



18"d  
34-6018HAWC5



30"d  
34-6030HAWC5

## Height adjustable Worksurfaces

### General

- Depth: 30"
- Widths: 54"w, 60"w, 66"w, 83"w
- 1.1875" thick veneer or solid surface worksurfaces
- Height adjustable control, switch and cables included with height adjustable worksurfaces
- Worksurface shapes available as rectangle or soft rectangle
- Table maximum weight allowance is 100 lbs
- Use with open plan height adjustable bases

### Rectangle

- 2" flat knife profile on users side
- **Note:** Clamp on accessories will not work on 2" flat knife profile

### Soft rectangle

- 2" flat knife profile around perimeter
- 4" radius on corners
- **Note:** Clamp on accessories will not work on 2" flat knife profile

### Rectangle



Veneer  
34-6630HART shown



Solid surface  
34-6630HARTC shown

### Soft rectangle



Veneer  
34-6030HASRT shown



Solid surface  
34-6630HASRTC shown



## Height adjustable Manager desk

- Sweep top manager desk, handed left or right
- Desk sizes: 68x60 (66x58 actual surface size) or 74x60 (72x58 actual surface size)
- 2" flat knife profile around perimeter
- Column base standard for runoff support, optional panel base
- Fixed height duofoil standoffs opposite of desk, use with fixed height worksurfaces (specified separately)
- 60"w x 30"d low height cabinet, long grain on cabinet top
- One adjustable and one stationary shelf centered on height adjustable side
- Finished back on fixed height standoff side
- 1.1875" thick veneer or solid surface worksurfaces
- Height adjustable control, switch and cables included with height adjustable worksurfaces
- Table maximum weight allowance is 100 lbs
- Removable access panels each side
- Field installed grommet recommended for wire management
- **Note:** Clamp on accessories will not work on 2" flat knife profile

### Veneer



34-6860HALSTDM shown

### Solid surface



34-6860HALSTDMC shown

### Plan view



68x60



74x60

## Cross rails

### General

- Use with open plan fixed height and height adjustable bases
- Supports power, privacy screens and cable baskets
- Option to pre bore holes for privacy panels
- 6" d x 1.75" h
- Widths:
  - 44" w (use with 54" w worksurfaces)
  - 50" w (use with 60" w worksurfaces)
  - 56" w (use with 66" w worksurfaces)
  - 62" w (use with 72" w worksurfaces)

### Basic power

- 3 + 1 wire configuration
- One power block assembly included, does not include duplex receptacles or infeeds
- Four outlets each user
- UL listed components

### Premium power

- Includes same items as basic power cross rail
- Silver powder coat face plates cover power block assembly

### Chicago power

- One power block assembly with outlet boxes and face plates
- Receptacles not included
- Hard wired on site

### Cross rail wire management

- Attaches to underside of cross rail
- Cable basket:
  - 32" w (use with 54" w and 60" w cross rails)
  - 44" w (use with 66" w and 72" w cross rails)
- PET basket:
  - 32" w (use with 54" w and 60" w cross rails)
  - 44" w (use with 66" w and 72" w cross rails)

### No power



34-54PRB shown

### Basic power



34-54PRB-4 shown

### Premium power



34-54PRA-4 shown

### Chicago power



34-54PRC-4 shown

## Storage Shared floor storage

### General

- 22.25" h low height storage
- Includes 0.75" thick top
- All shelving sections feature one stationary and one adjustable shelf

### Open storage, alternating

- Yin yang storage configuration
- Depth: 18" d
- Widths: 30" w, 36" w, 42" w, 48" w

### Open storage, back to back

- Shelving on each side, center divider along width
- Depth: 30" d
- Widths: 30" w, 36" w, 42" w, 48" w, 54" w, 60" w
- 42" w features 12" w and 30" w open shelving
- 48" w features 18" w and 30" w open shelving
- 54" w features 18" w and 36" w open shelving
- 60" w features 30" w and 30" w open shelving

### Open storage

alternating



34-3018SGC1 shown



34-4218SGC1 shown

### Open storage

back to back



30-3030SGC4 shown



34-4230SGC9 shown



34-6030SGC9 shown

## Storage Shared floor storage, continued

### General

- 22.25" h low height back to back storage
- Depth: 30" d
- Includes 0.75" thick top
- All shelving sections feature one stationary and one adjustable shelf

### Box/lateral

- One box drawer and one lateral file drawer on each side, center divider along width
- Widths: 30" w and 36" w

### Box/file and box/lateral file

- Box/file and box/lateral drawer on each side, center divider along width. Not handed
- 42" w features 12" w and 30" w open shelving
- 48" w features 18" w and 30" w open shelving
- 54" w features 18" w and 36" w open shelving

### Open with box/file

- Open shelving and one box/file drawer on each side, center divider along width. Not handed
- 30" w features 15" w box/file and 15" w open shelf
- 36" w features 18" w box/file and 18" w open shelf
- 42" w features 12" w box/file and 30" w open shelf
- 48" w features 18" w box/file and 30" w open shelf
- 54" w features 18" w box/file and 36" w open shelf

### Open with box/lateral file

- Open shelving and one box/file drawer on each side, center divider along width. Not handed
- 42" w features 12" w box/ lateral and 30" w open shelf
- 48" w features 18" w box/lateral and 30" w open shelf
- 54" w features 18" w box/lateral and 36" w open shelf
- 60" w features 30" w box/lateral and 30" w open shelf

### Box/lateral file



34-3030SGC2 shown

### Box/file and box/lateral file



34-4230SGC6 shown

### Open with box/file



34-3030SGC3 shown



34-4230SGC8 shown

### Open with box/lateral file



34-4830SGC7 shown

## Storage Towers

### General

- Double sided cabinet
- 30" planning depth

### Privacy height

- Widths: 12"w, 18"w, 24"w
- 27.5"d x 42"h
- Open tower:
  - Two adjustable 1" thick shelves with beveled edges and one fixed shelf, each side
- Hinged door tower:
  - Coat hook standard, each side
  - Optional two adjustable 1" thick shelves with beveled edges and one fixed shelf, each coat hooks section

### Tall height

- Widths: 12"w, 18"w, 24"w
- 27.5"d x 68.25"h
- Open tower:
  - Four adjustable 1" thick shelves with beveled edges and two fixed shelves, each side
- Hinged door tower:
  - Coat hook standard, each side
  - Optional four adjustable 1" thick shelves with beveled edges and one fixed shelf, each side
- Open/hinged door tower:
  - Coat hook behind hinged door, each side
  - 10.875"w three adjustable 1" thick shelves with beveled edges and two fixed shelves next to door, each side
  - Optional three adjustable shelves with and two fixed shelves in coat hook section, each side

### Privacy height



Open shelving  
34-1842SC15D shown



Hinged door  
34-1842SC1D shown

### Tall height



Open shelving  
34-1868SC15D shown



Hinged door  
34-1868SC1D shown



Open/hinged door  
34-2468SC1D shown

## Accessories Cushions and privacy screens

### Floor storage cushions

- 14x14, 29x14, 35x14, 29x29 and 35x29
- Height: 1.75”h
- 14”d used with 18”d applications, 29”d used with 30”d applications
- Option to attach to low height storage with industrial hook and loop, or movable
- Field installed

### Privacy screens

- Use on low height fixed or height adjustable cabinet bases and cross rails
- Widths: 38”w, 44”w, 50”w, 56”w
- Depth: 1.44”d
- Heights: 19.5”h (for 42”h applications) and 25.5”h (for 48”h applications)
- Fabric or veneer panel. Fabric is tackable, vertical grain veneer panel
- Field installed, includes surface mounting post brackets
- Requires drilling two pilot holes in cabinet top for installation

### Floor storage cushions



34-1414SC

34-2914SC shown

34-2929SC

34-3529SC

### Privacy screen



Fabric (for 42” applications)  
34-3820PP shown


Fabric (for 48” applications)  
34-3826PP

Veneer (for 42” applications)  
34-3820WP

Veneer (for 48” applications)  
34-3826WP

## Electrical

- Infeed options include: liquid tight, metal, NYC code, plug and play, and title 24, liquid and metal infeeds are 10' long, NYC code and plug and play infeeds are 6' long
- **Note:** Plug and play infeed limits system, must use all circuit I duplexes
- Duplexes available in circuit I, II, III and IV. Separate model numbers for PWF4M120N infeeds. 15 AMP
- Jumpers: Use MCJ8W48M for 18" cabinets, and MCJ8W60M for 30" cabinets



## Data

- While most end users may prefer to supply their own data items, OFS does offer the below data solutions, coordinate with your end user to determine the best scenario for their needs
- Data module box can be mounted anywhere underneath the surface, includes two adapter ports, and adapter kit for jacks and couplers
- Standard inserts available are RJ-11 voice hard wire jack and RJ-45 voice and data hard wire jack, all other jack options to be sourced separately



## Power supplies

### Max

- Free place power to any surface
- Solid ash housing, four cord finishes
- 10' woven cord with leather strap. 45° grounded flat plug for flush wall mounting
- 15 amp 125 volt 1875 watt
- Three grounded power outlets
- Desktop, wall, or vertical mount

### Mya

- Free place power to any surface
- Solid ash housing, four cord finishes
- Powder coated steel base
- 10' woven cord with leather strap. 45° grounded flat plug for flush wall mounting
- 15 amp 125 volt 1875 watt
- Three grounded power outlets

### Misc power

- PS-77: (6) outlet surge protector, 10' power cord
- PS-100: (1) Outlet, (1) USB-A charging port, (1) USB-C charging port, 9' braided power cord
- WC-2: Wireless charging, single or multi unit, field installed

### Max



Power strip  
PS-3AC

### Mya



Power strip with base  
PS-3ACS

### Misc power



Undersurface  
PS-77



Set on power  
PS-100



Set on power  
WC-2



## Lighting

### Tilly

- 6" diameter table top base or clamp mount. **Note:** Clamps to worksurfaces 0.5"-1.25" thick
- Single or double arm
- Powder coated aluminum
- Brightness dimming
- 3' silver cord and 9' black 18 watt wall transformer
- Automatic shutoff after 10 hours
- Optional USB

### JoJo

- Pendant lamp
- Powder coated aluminum shade
- Opal glass diffuser
- 10' cord
- Full range dimming with wireless control

### Ella

- Two heights: freestanding floor lamp or surface mounted
- Frosted acrylic diffuser
- Powder coated aluminum/steel
- Brightness dimming
- 11' cord
- Automatic shutoff after 10 hours
- Optional 2 amp USB-A charging ports (surface mount only)
- **Note:** Surface mount requires a 3.5" diameter hole and mounts to a surface that is .935" to 1.185" thick

### Tilly



LCA-TL3BM shown

### Ella



LCA-TL1

### JoJo



LCA-PL1

## Work accessories

### Coop

- 13.5" w x 9.5" d x 7.5" h
- Powder coated aluminum
- Solid white oak handle
- Divided storage compartments

### Skid

- 3.5" w x 8.5" d x 3" h
- Powder coated steel base and pencil cup
- Integrated solid white oak tray

### Prio

- Nesting storage vessels. 3 piece set in two finish palettes: Neutral and Earth
- 2.5" w x 2.5" d
- Heights: 3", 4.13" and 5.25" h all included
- Powder coated aluminum and thermoplastic
- Removable rubber bottoms for water resistance and easy cleaning

### Porter

- Formed aluminum planter
- Width: 15"
- Heights: 17" h, 25" h, and 35" h
- Depths: 15" d and 30" d
- Height adjustable inner-tray accepts standard liners
- Ships flat packed
- No tools necessary for assembly
- Plastic liner included

### Duke

- 1.75" w x 1.5" d x 3.25" h
- Solid ash
- Metal stud and plastic wall anchor for mounting

### Coop



LCA-DC1

### Skid



LCA-DT01

### Prio



LCA-NSV1  
Earth shown

### Porter



LCA-PL15\_\_\_\_\_

### Duke



LCA-WH1

## Work accessories Continued

### Keyboard trays

- Keyboard Arm KBA-1 and Wood Tray WKT to be used together
- Keyboard Arm KBA-2: Arm assembly with built in clamps, no additional tray needed
- Keyboard KBA-3 features integrated keyboard and mouse tray
- Wood Keyboard Tray WK/S: extendable tray

### Monitor arms

- Monitor arm MA-1 (single) and MA-1D (double), clamp on

### Sit to stand

- Sit to stand monitor/keyboard arm, available with single or double monitor arm
- Desktop sit to stand workstation integrated keyboard tray, space for two monitors, available in white finish

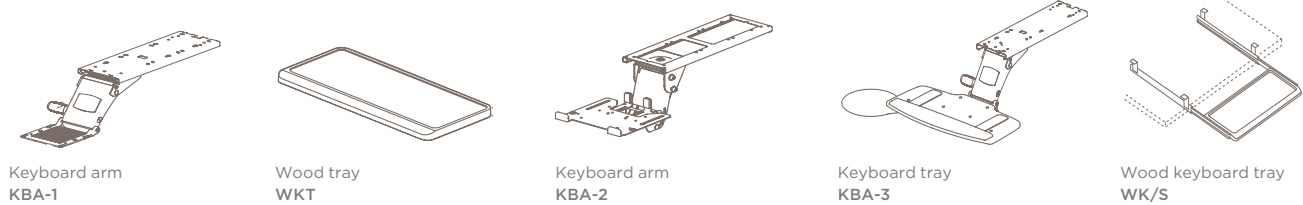
### Storage add ons

- Pencil tray not for use with MPD12 multi file pedestal or 12" w pedestals. DA16-1 is for 16" w pedestals
- Pencil drawer: black molded plastic, flush mount
- Center drawer with integrated pencil tray mounts to underside of surface. Not compatible with tables that use straighteners or troughs
  - OCD: Use with single, double pedestal desks or peninsula tops with no modesty
  - OCD1: Use with peninsula tops with a modesty

### Misc items

- CPU Holder: mounts to underside of surface
- Rare Earth Magnets (MGT-1): use for glass board with anodized backer, set of 5


### Keyboard trays



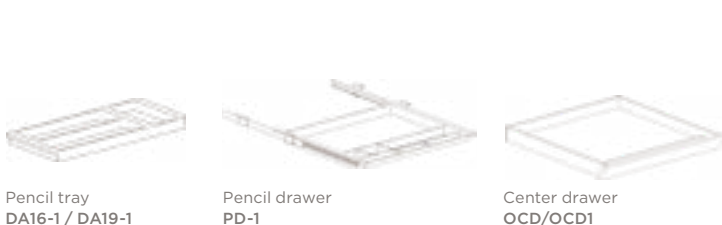
### Monitor arms



### Sit to stand



### Storage add ons



### Misc items



## Wire management

- Velcro wire manager strip comes in pack of four, not intended for heavy duty cabling
- Cable management clip, mounts to underside of surface, three positions, not intended for heavy duty cabling
- Wire management cord stay comes as a set of two, and can manage cords  $\frac{1}{4}$ " diameter along any TFL or veneer item
- Plastic, wire basket, trough and PET wire manager are used to manage user cords horizontally along underside of surface
- Fabric wire manager and table to table connection are commonly used to manage wires that span from a height adjustable surface to a fixed height surface
- Adjustable height wire manager commonly used in stand alone height adjustable table applications



Velcro wire manager  
WM-V4



Cable management undersurface clip  
CM30-NR



Cord stay  
WMCS



Plastic wire manager  
WM2-\_\_



Wire basket manager  
WBT-\_\_H



Wire management trough  
WMT-\_\_



PET wire manager  
WM-P\_\_



Fabric wire manager  
WM-HA6



Height adjustable table desk manager  
WM-HA



Height adjustable table to table manager  
WM-HA\_