

ALL STANDARD EUROLUXE® VENEERS

CHERRY

- MOCHA [MMC]
- MOLASSES [QEC]
- SIENNA [MLC]

WALNUT

- BURNISHED [BUW]
- DESERT [DST]
- EBONY [EBY]
- PORT [MVW]
- ROOT [MNW]
- TOFFEE [MGW]

MAPLE

- BLONDE [MBM]
- HONEY [MHM]

OAK

- LINEN [MRO]
- OSLO [OSL]
- PECAN [PCO]
- STEEL [MGO]

PAINTS

- BLACK [BLK]

FABRIC PARTNERS

- **ARC-COM**
www.arc-com.com
- **ARCHITEX**
www.architex-ljh.com
- **CAMIRA**
www.camirafabrics.com
- **CARNEGIE**
www.carnegiefabrics.com
- **DESIGNTEX**
www.designtex.com
- **GREEN HIDES**
www.greenhides.com
- **HELVETIA LEATHER**
www.helvetialeather.com
- **MAHARAM**
www.maharam.com
- **MAYER FABRICS**
www.mayerfabrics.com
- **MOMENTUM**
www.themomgroup.com
- **SPRADLING INTERNATIONAL, INC.**
www.spradlingvinyl.com
- **STINSON**
www.cfstinson.com
- **ULTRAFABRICS**
www.ultrafabricsllc.com

SIDE CHAIR STANDARD FEATURES

- Hardwood Frame
- Seat Webbing
- Upholstered Insert Seat

Frame Construction:

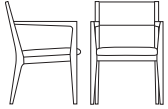
- Balance Chairs Feature Hardwood Frames, Double-Doweled or Tenoned, Corner Blocked, Glued and Screwed for Maximum Strength. A Tough Euroluxe Finish is Utilized to Provide Enhanced Dent and Scratch Resistance.

Seat Construction:

- Seats Feature Polypropylene Seat Webbing and Polyurethane Foam for Long-Lasting Support and Comfort

Back Construction:

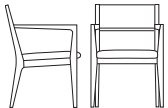
- Back Features a Solid Hardwood Back. Back Features an Option of Decorative Metal Rail or a Fully Upholstered Back Panel with Polyurethane Foam.



w	outside d	h	sw	seat sd	sh	inside back	arm height	weight lbs.	cubic feet
22.75	22.63	32.25	19.88	18.5	17.75	16	8.5	28	13

- Half Wood Back

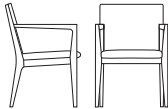
model	yds com (54")	sq ft col	com 1	col 2	3	4	5	6	7	8	9	10	11	12	13	14	15	L1	L2	L3
F37837XH	0.75	15	870	882	896	914	939	974	1,009	1,045	1,080	1,115	1,150	1,186	1,221	1,256	1,291	1,044	1,080	1,115



w	outside d	h	sw	seat sd	sh	inside back	arm height	weight lbs.	cubic feet
22.75	22.63	32.25	19.88	18.5	17.75	16	8.5	28	13

- Half Wood Back and Décor Rail

model	yds com (54")	sq ft col	com 1	col 2	3	4	5	6	7	8	9	10	11	12	13	14	15	L1	L2	L3
F37837XJ	0.75	15	918	930	944	962	987	1,022	1,057	1,093	1,128	1,163	1,198	1,234	1,269	1,304	1,339	1,092	1,128	1,163



w	outside d	h	sw	seat sd	sh	inside back	arm height	weight lbs.	cubic feet
22.75	22.63	32.25	19.88	18.5	17.75	16	8.5	28	13

- Full Upholstered Inside Back and Half Upholstered Outside Back

model	yds com (54")	sq ft col	com 1	col 2	3	4	5	6	7	8	9	10	11	12	13	14	15	L1	L2	L3
F37837XK	1.25	25	946	967	990	1,019	1,061	1,119	1,178	1,237	1,296	1,355	1,413	1,472	1,531	1,590	1,648	1,218	1,277	1,335

OPTIONS

Finish	Fabric/Grade
Veneer MMC EBY MHM GEC MVW MRO MLC MNW OSL BUW MGW PCO DST MBM MGO	Grade, Vendor, Pattern, Color NOTE: A sample of all COM fabrics must be submitted to OFS for preliminary approval prior to shipment of fabric. See ofs.com for COM Ordering Instructions.
Paint BLK	

HOW TO ORDER

SPECIFY: Finish | textile pattern and color. See page H for the designator finish name and graded-in fabric options.

MODEL NUMBER

F37837XH

Finish	Fabric/Grade
MGO	Grade 3, Momentum, Hue, Smoke