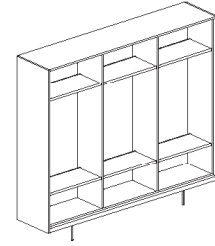




**Bookcase** 83-9020BC222 (30" x 30" x 30" Storage sections)

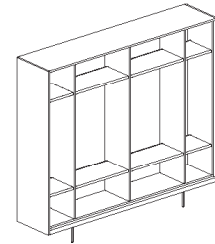
<b>Overall dimensions</b>	90"w x 20"d x 80"h	<b>Weight</b>	720 lbs.
<b>COM</b>	2.75 yds.	<b>Cubic feet</b>	87



Standard features	Options available
<ul style="list-style-type: none"> <li>• Left, center and right storage sections                             <ul style="list-style-type: none"> <li>• 1 Adjustable shelf</li> <li>• 1 Fixed shelf</li> </ul> </li> <li>• Legs to be installed on site</li> <li>• Ships fully assembled</li> <li>• Check feasibility of entry for 90"w x 80"h</li> </ul>	<ul style="list-style-type: none"> <li>• Storage options for left, center and right sections                             <ul style="list-style-type: none"> <li>• LH/RH combination storage</li> <li>• 2 Adjustable shelves / 1 periodical display</li> <li>• 3 Adjustable shelves / 1 fixed shelf</li> <li>• 3 Adjustable shelves / 1 periodical display</li> <li>• 1 Adjustable shelf / 3 periodical displays</li> </ul> </li> <li>• Standard veneers in flat / quarter cut</li> <li>• Light</li> <li>• Tray drawers</li> <li>• Legs and trim in standard/studio powder coats</li> <li>• Back finish                             <ul style="list-style-type: none"> <li>• Markerboard/markerboard</li> <li>• Markerboard/tackboard</li> </ul> </li> </ul>

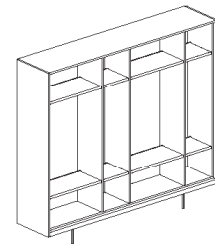
**Bookcase** 83-9020BC1221 (15" x 30" x 30" x 15" Storage sections)

<b>Overall dimensions</b>	90"w x 20"d x 80"h	<b>Weight</b>	720 lbs.
<b>COM</b>	2.75 yds.	<b>Cubic feet</b>	87



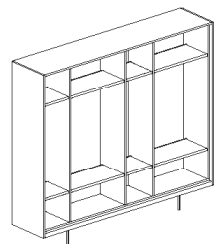
**Bookcase** 83-9020BC2121 (30" x 15" x 30" x 15" Storage sections)

<b>Overall dimensions</b>	90"w x 20"d x 80"h	<b>Weight</b>	720 lbs.
<b>COM</b>	2.75 yds.	<b>Cubic feet</b>	87



**Bookcase** 83-9020BC1212 (15" x 30" x 15" x 30" Storage sections)

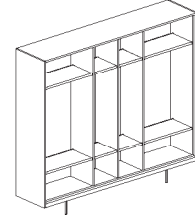
<b>Overall dimensions</b>	90"w x 20"d x 80"h	<b>Weight</b>	720 lbs.
<b>COM</b>	2.75 yds.	<b>Cubic feet</b>	87





**Bookcase** 83-9020BC2112 (30" x 15" x 15" x 30" Storage sections)

<b>Overall dimensions</b>	90"w x 20"d x 80"h	<b>Weight</b>	720 lbs.
<b>COM</b>	2.75 yds.	<b>Cubic feet</b>	87



Standard features	Options available
<ul style="list-style-type: none"> <li>Outer / inner left and right storage sections               <ul style="list-style-type: none"> <li>1 Adjustable shelf</li> <li>1 Fixed shelf</li> </ul> </li> <li>Legs to be installed on site</li> <li>Ships fully assembled</li> <li>Check feasibility of entry for 90"w x 80"h</li> </ul>	<ul style="list-style-type: none"> <li>Storage options               <ul style="list-style-type: none"> <li>LH/RH combination storage</li> <li>2 Adjustable shelves / 1 periodical display</li> <li>3 Adjustable shelves / 1 fixed shelf</li> <li>3 Adjustable shelves / 1 periodical display</li> <li>1 Adjustable shelf / 3 periodical displays</li> </ul> </li> <li>Standard veneers in flat or quarter cut</li> <li>Light</li> <li>Tray drawers</li> <li>Legs and trim in standard/studio powder coats</li> <li>Back finish               <ul style="list-style-type: none"> <li>Markerboard/markerboard</li> <li>Markerboard/tackboard</li> </ul> </li> </ul>

### Standard finish selection

<http://ofs.com/resources/finishes>

### Construction

- Inner chassis
  - 3/4" thick particle board core faced with veneer
  - Cam and bolt construction including pocket bores, wood screws and steel locking clips
- Outer chassis
  - 3/4" thick particle board core top and end panels faced with veneer
  - 1 3/4" thick particle board core bottom panel faced with veneer
  - Concealed interlocking fastener construction including wood screws

### Metal base

- Powder coated or chrome plated steel leg
- Concealed steel stretcher rails

### Glides

- Non-marring adjustable glides

### Carton / packaging

- Unit is packed in a carton. A cardboard edge protector is placed around the edges of the unit.