






Edges	Pulls
 Classic	 Classic drawer pull  Classic door pull

#### Standard textile selection

<https://ofs.com/resources/textiles>

#### Finish options

- |        |   |
|--------|---|
| Veneer | Flat cut <ul style="list-style-type: none"><li>MLC - Sienna</li></ul> |
| HPL    | Flat cut <ul style="list-style-type: none"><li>CHP - Sienna</li></ul> |

#### Veneer

- Exposed surfaces are number one select cherry veneers
- Back panels and drawer fronts are matched in sets to assure proper grain balance
- Select straight and close grain patterns are used overall to maintain consistency between individual units

#### Worksurfaces

- 1.25" thick tops feature 5-ply construction
- Lumber banded edges are mitered at the corners
- High pressure laminate worksurfaces are 3-ply construction with .050 thickness for high impact resistance

#### Drawers

- Drawer sides and back are .4375" thick unidirectional plywood and are assembled using rigid dowel construction
- Drawer bottoms are .25" thick
- Interiors are sanded and finished
- Box and file drawers are full extension
- All suspension systems feature positive and cushioned in/out stops, steel ball bearings and a durable finish to ensure a smooth ride

#### Pulls

- Lancaster Antique pull in Brass finish
- Center and tray drawers use smaller classic pull 2.9275" hole spacing
- Box and file drawers use larger classic pull 3.4375" hole spacing

#### Locking

- Central locking secures all drawers with the turn of a single key
- A keyed lock plug is not included, and the cores will not be shipped with the units
- Removable lock cores for re-keying

#### Assembly

- Tenon-and-groove case construction and mortise-and-tenon pedestal construction for ultimate stability
- Structural joints secured by 16-gauge steel angle brackets and wood glue blocks
- Adjustable levelers feature insert nuts to prevent glide tear-out
- Casegoods ship fully assembled