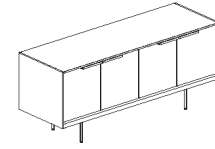




83-6026DD (Door storage / Open storage)

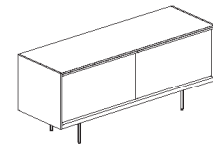
Overall dimensions	60.25"w x 20"d x 26"h	Weight	220 lbs.
		Cubic feet	16



Standard features	Options
<ul style="list-style-type: none"> One adjustable shelf behind hinged doors on left and right 	<ul style="list-style-type: none"> Chassis: finish specific veneers -composite and flat cut walnut or ash pull (determined by finish selection) Top available in matching veneer, solid surface or glass Metal base in standard or studio powdercoats

83-6026FF (File / file)

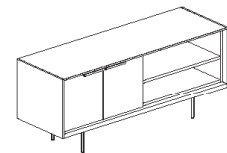
Overall dimensions	60.25"w x 20"d x 26"h	Weight	224 lbs.
		Cubic feet	16



Standard features	Options
<ul style="list-style-type: none"> Two lateral file drawers Soft close slides 	<ul style="list-style-type: none"> Chassis: finish specific veneers -composite and flat cut walnut or ash pull (determined by finish selection) Top available in matching veneer, solid surface or glass Metal base in standard or studio powdercoats

83-6026DS (Door storage / Open storage)

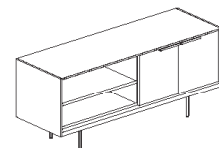
Overall dimensions	60.25"w x 20"d x 26"h	Weight	212 lbs.
		Cubic feet	16



Standard features	Options
<ul style="list-style-type: none"> One adjustable shelf behind two hinged doors on left One adjustable shelf on right 	<ul style="list-style-type: none"> Chassis: finish specific veneers -composite and flat cut walnut or ash pull (determined by finish selection) Top available in matching veneer, solid surface or glass Fixed shelf / two tray drawers Metal base in standard or studio powdercoats

83-6026SD (Open storage / Door storage)

Overall dimensions	60.25"w x 20"d x 26"h	Weight	212 lbs.
		Cubic feet	16

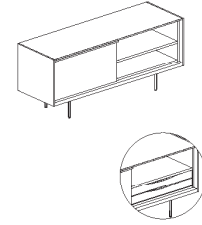


Standard features	Options
<ul style="list-style-type: none"> One adjustable shelf on left One adjustable shelf behind two hinged doors on right 	<ul style="list-style-type: none"> Chassis: finish specific veneers -composite and flat cut walnut or ash pull (determined by finish selection) Top available in matching veneer, solid surface or glass Fixed shelf / two tray drawers Metal base in standard or studio powdercoats



83-6026FS (File / Open storage)

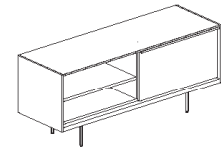
Overall dimensions	60.25"w x 20"d x 26"h	Weight	216 lbs.
		Cubic feet	16



Standard features	Options
<ul style="list-style-type: none"> • One adjustable shelf on right • One lateral file drawer on left • Soft close slides on drawer 	<ul style="list-style-type: none"> • Chassis: finish specific veneers -composite and flat cut walnut or ash pull (determined by finish selection) • Top available in matching veneer, solid surface or glass • Fixed shelf / two tray drawers • Metal base in standard or studio powdercoats

83-6026SF (Open storage / File)

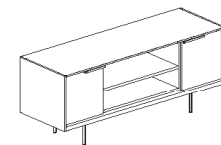
Overall dimensions	60.25"w x 20"d x 26"h	Weight	216 lbs.
		Cubic feet	16



Standard features	Options
<ul style="list-style-type: none"> • One adjustable shelf on left • One lateral file drawer on right • Soft close slides on drawer 	<ul style="list-style-type: none"> • Chassis: finish specific veneers -composite and flat cut walnut or ash pull (determined by finish selection) • Top available in matching veneer, solid surface or glass • Fixed shelf / two tray drawers • Metal base in standard or studio powdercoats

83-6026DSD (Door storage / Open storage / Door storage)

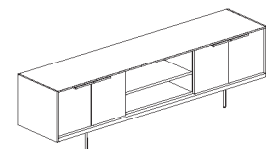
Overall dimensions	60.25"w x 20"d x 26"h	Weight	217 lbs.
		Cubic feet	16



Standard features	Options
<ul style="list-style-type: none"> • One adjustable shelf behind each hinged door on left and right • One adjustable shelf in center 	<ul style="list-style-type: none"> • Chassis: finish specific veneers -composite and flat cut walnut or ash pull (determined by finish selection) • Top available in matching veneer, solid surface or glass • Fixed shelf / two tray drawers • Metal base in standard or studio powdercoats

83-9026DSD (Door storage / Open storage / Door storage)

Overall dimensions	89.5"w x 20"d x 26"h	Weight	263 lbs.
		Cubic feet	24

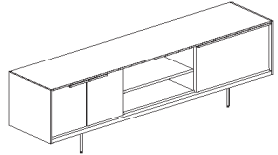




Standard features	Options
<ul style="list-style-type: none"> • One adjustable shelf behind two hinged doors on left and right • One adjustable shelf in center 	<ul style="list-style-type: none"> • Chassis: finish specific veneers -composite and flat cut walnut or ash pull (determined by finish selection) • Top available in matching veneer, solid surface or glass • Fixed shelf / two tray drawers • Metal base in standard or studio powdercoats • Locking

83-9026DSF (Door storage / Open storage / File)

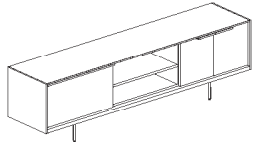
Overall dimensions	89.5"w x 20"d x 26"h	Weight	266 lbs.
		Cubic feet	24



Standard features	Options
<ul style="list-style-type: none"> • One adjustable shelf behind two hinged doors on left • One lateral file drawer on right • One adjustable shelf in center • Soft close slides on drawer 	<ul style="list-style-type: none"> • Chassis: finish specific veneers -composite and flat cut walnut or ash pull (determined by finish selection) • Top available in matching veneer, solid surface or glass • Fixed shelf / two tray drawers • Metal base in standard or studio powdercoats • Locking

83-9026FSD (File / Open storage / Door storage)

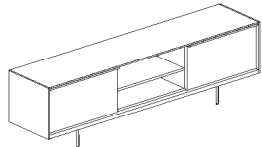
Overall dimensions	89.5"w x 20"d x 26"h	Weight	266 lbs.
		Cubic feet	24



Standard features	Options
<ul style="list-style-type: none"> • One adjustable shelf behind two hinged doors on right • One lateral file drawer on left • One adjustable shelf in center • Soft close slides on drawer 	<ul style="list-style-type: none"> • Chassis: finish specific veneers -composite and flat cut walnut or ash pull (determined by finish selection) • Top available in matching veneer, solid surface or glass • Fixed shelf / two tray drawers • Metal base in standard or studio powdercoats • Locking

83-9026FSF (File / Open storage / File)

Overall dimensions	89.5"w x 20"d x 26"h	Weight	269 lbs.
		Cubic feet	24

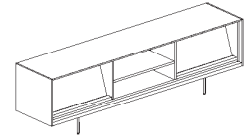


Standard features	Options
<ul style="list-style-type: none"> • One adjustable shelf in center • One lateral file drawer on left and right • Soft close slides on drawer 	<ul style="list-style-type: none"> • Chassis: finish specific veneers -composite and flat cut walnut or ash pull (determined by finish selection) • Top available in matching veneer, solid surface or glass • Fixed shelf / two tray drawers • Metal base in standard or studio powdercoats • Locking



83-9026PSP (Periodical display / Open storage / Periodical display)

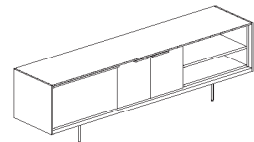
Overall dimensions	89.5"w x 20"d x 26"h	Weight	265 lbs.
		Cubic feet	24



Standard features	Options
<ul style="list-style-type: none"> • Periodical display shelf on left and right • One adjustable shelf in center 	<ul style="list-style-type: none"> • Chassis: finish specific veneers -composite and flat cut walnut or ash pull (determined by finish selection) • Top available in matching veneer, solid surface or glass • Fixed shelf / two tray drawers • Metal base in standard or studio powdercoats • Locking

83-9026FDS (File / Door storage / Open storage)

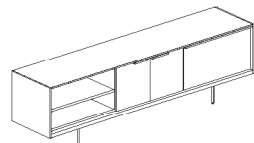
Overall dimensions	89.5"w x 20"d x 26"h	Weight	266 lbs.
		Cubic feet	24



Standard features	Options
<ul style="list-style-type: none"> • One lateral file drawer on left • One adjustable shelf on right • One adjustable shelf behind two hinged doors in center • Soft close slides on drawer 	<ul style="list-style-type: none"> • Chassis: finish specific veneers -composite and flat cut walnut or ash pull (determined by finish selection) • Top available in matching veneer, solid surface or glass • Fixed shelf / two tray drawers • Metal base in standard or studio powdercoats • Locking

83-9026SDF (Open storage / Door storage / File)

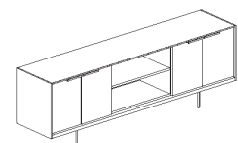
Overall dimensions	89.5"w x 20"d x 26"h	Weight	266 lbs.
		Cubic feet	24



Standard features	Options
<ul style="list-style-type: none"> • One lateral file drawer on right • One adjustable shelf on left • One adjustable shelf behind two hinged doors in center • Soft close slides on drawer 	<ul style="list-style-type: none"> • Chassis: finish specific veneers -composite and flat cut walnut or ash pull (determined by finish selection) • Top available in matching veneer, solid surface or glass • Fixed shelf / two tray drawers • Metal base in standard or studio powdercoats • Locking

83-9030DSD (Door storage / Open storage / Door storage)

Overall dimensions	89.5"w x 20"d x 30"h	Weight	302 lbs.
		Cubic feet	29

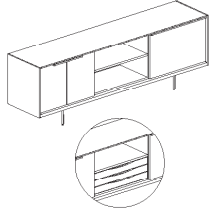




Standard features	Options
<ul style="list-style-type: none"> • One adjustable shelf behind two hinged doors on left and right • One adjustable shelf in center 	<ul style="list-style-type: none"> • Chassis: finish specific veneers -composite and flat cut walnut or ash pull (determined by finish selection) • Top available in matching veneer, solid surface or glass • Fixed shelf / two tray drawers • Metal base in standard or studio powdercoats • Locking

83-9030DSF (Open storage / Door storage / File)

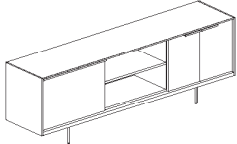
Overall dimensions	89.5"w x 20"d x 30"h	Weight	310 lbs.
		Cubic feet	29



Standard features	Options
<ul style="list-style-type: none"> • One adjustable shelf behind two hinged doors on left • One lateral file drawer on right • Top tray drawer inside lateral file drawer on right • One adjustable shelf in center • Soft close slides on drawer 	<ul style="list-style-type: none"> • Chassis: finish specific veneers -composite and flat cut walnut or ash pull (determined by finish selection) • Top available in matching veneer, solid surface or glass • Fixed shelf / two tray drawers • Metal base in standard or studio powdercoats • Locking

83-9030FSD (File / Open storage / Door storage)

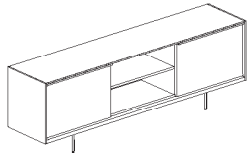
Overall dimensions	89.5"w x 20"d x 30"h	Weight	310 lbs.
		Cubic feet	29



Standard features	Options
<ul style="list-style-type: none"> • One adjustable shelf behind two hinged doors on right • One lateral file drawer on left • Top tray drawer inside lateral file drawer on left • One adjustable shelf in center • Soft close slides on drawer 	<ul style="list-style-type: none"> • Chassis: finish specific veneers -composite and flat cut walnut or ash pull (determined by finish selection) • Top available in matching veneer, solid surface or glass • Fixed shelf / two tray drawers • Metal base in standard or studio powdercoats • Locking

83-9030FSF (File / Open storage / File)

Overall dimensions	89.5"w x 20"d x 30"h	Weight	318 lbs.
		Cubic feet	29



Standard features	Options
<ul style="list-style-type: none"> • One lateral file drawer on left and right • Top tray drawer inside each lateral file drawer • One adjustable shelf in center • Soft close slides on drawer 	<ul style="list-style-type: none"> • Chassis: finish specific veneers -composite and flat cut walnut or ash pull (determined by finish selection) • Top available in matching veneer, solid surface or glass • Fixed shelf / two tray drawers • Metal base in standard or studio powdercoats • Locking



Standard finish selection

<https://ofs.com/resources/finishes>

Construction

- Inner chassis
 - $\frac{3}{4}$ " thick particle board core faced with veneer
 - Cam and bolt construction including mortise and tenons and wood screws
- Outer chassis
 - $\frac{1}{2}$ " thick particle board core top and end panels faced with veneer
 - Optional $\frac{1}{2}$ " thick solid surface or glass top panel
 - $1\frac{1}{4}$ " thick particle board core bottom panel faced with veneer
 - Concealed interlocking fastener construction including wood screws

Finish

- Finish specific veneer - composite and flat cut
- Solid ash or walnut pull - determined by chassis finish selection

Metal base

- Power coated or chrome plated steel leg
- Concealed steel stretcher rails

Glides

- Non-marring adjustable glides

Carton/packaging

- Unit is packed in a carton. A cardboard edge protector is placed around the edges of the unit.