



ALL STANDARD VENEERS

CHERRY

- MOCHA [MMC]
- MOLASSES [QEC]
- SIENNA [MLC]

WALNUT

- BURNISHED [BUW]
- DESERT [DST]
- EBONY [EBY]
- PORT [MVW]
- ROOT [MNW]
- TOFFEE [MGW]

MAPLE

- BLONDE [MBM]
- HONEY [MHM]

OAK

- LINEN [MRO]
- OSLO [OSL]
- PECAN [PCO]
- STEEL [MGO]

STUDIO VENEERS (10%)

- ARABICA [C2Q]
- SILVER GREY [SVC]
- WHEAT [C2P]

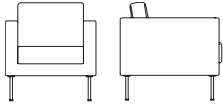
FABRIC PARTNERS

- **ARC-COM**
www.arc-com.com
- **ARCHITEX**
www.architex-ljh.com
- **CAMIRA**
www.camirafabrics.com
- **CARNEGIE**
www.carnegiefabrics.com
- **C.F. STINSON**
www.cfstinson.com
- **DESIGNTEX**
www.designtex.com
- **GREEN HIDES**
www.greenhides.com
- **HELVETIA LEATHER**
www.helvetialeather.com
- **MAHARAM**
www.maharam.com
- **MAYER FABRICS**
www.mayerfabrics.com
- **MOMENTUM**
www.themomgroup.com
- **SPRADLING INTERNATIONAL, INC.**
www.spradlingvinyl.com
- **ULTRAFABRICS**
www.ultrafabricsllc.com

CUBIC NON-TUFTED STANDARD FEATURES

- Fully Upholstered
- Plain/Non-Tufted Seat and Back Cushions
- Loose Seat and Back Cushions
- Must specify Leg Style

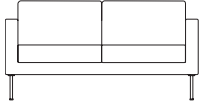
LOUNGE CHAIR



w	outside d	h	sw	seat sd	sh	arm height	weight lbs.	cubic feet
28.5	30.25	32.5	21.5	18.5	18	26.25	44	25

model	yds com (54")	sq ft col	1	com 2	col 3	4	5	6	7	8	9	10	11	12	13	14	15	L1	L2	L3
203041	4.25	85	1,879	1,949	2,029	2,129	2,269	2,469	2,668	2,868	3,068	3,268	3,468	3,668	3,867	4,067	4,267	2,736	2,937	3,135

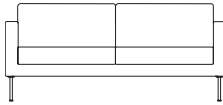
LOVESEAT



w	outside d	h	sw	seat sd	sh	arm height	weight lbs.	cubic feet
61	30.25	32.5	54	18.5	18	26.25	93	53

model	yds com (54")	sq ft col	1	com 2	col 3	4	5	6	7	8	9	10	11	12	13	14	15	L1	L2	L3
203042	10.25	205	2,467	2,636	2,828	3,069	3,407	3,889	4,371	4,853	5,335	5,817	6,299	6,781	7,263	7,745	8,227	4,493	4,979	5,456

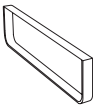


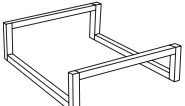
SOFA



w	outside d	h	sw	seat sd	sh	arm height	weight lbs.	cubic feet
77	30.25	32.5	70	18.5	18	26.25	107	64

model	yds com (54")	sq ft col	1	com 2	col 3	4	5	6	7	8	9	10	11	12	13	14	15	L1	L2	L3
203043	10.5	210	2,918	3,091	3,288	3,535	3,881	4,375	4,868	5,362	5,856	6,350	6,843	7,337	7,831	8,324	8,818	4,993	5,491	5,980

OPTIONS

Leg	Finish	Fabric/Grade
 H3E Metal Sled Base - Standard	PAL Polished Aluminum (available on H3E only) A6D Brushed Aluminum (available on H3D only) BWT Bone White BUFF Buff CHLK Chalk SGLD Gold GRPH Graphite MSL Luster Grey HIP Oiled Bronze BKO Onyx POLR Polar SBRZ Soft Bronze HIF Warm Grey <i>Studio Powder Coat (10% upcharge)</i> CADT Cadet CLOV Clover GLDN Goldenrod HERN Heron LATT Latte MOSS Moss RUSS Russet SUNS Sunset	Grade, Vendor, Pattern, Color NOTE: Two-toning of fabrics is available. Contact customer service for two-tone diagram and COM/COL yardages.
 H3D Round Leg \$206	Ash: Beech: MRO MMC MNW OSL QEC MGW PCO MLC MBM MGO BUW MHM DST C2Q EBY SVC MVW C2P	
 H3F Exposed Wood Tapered Leg \$237		
 H3G Wood Sled Base \$177		

HOW TO ORDER

SPECIFY: Leg | finish | textile grade, vendor, pattern and color. See page H for a complete offering of finishes and graded-in fabric options.

MODEL NUMBER

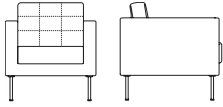
203041

Leg	Finish	Fabric/Grade
H3E	PAL	Grade 3, Momentum, Hue, Smoke

CUBIC TUFTED STANDARD FEATURES

- Fully Upholstered
- Square Sewn/Tufted Detail on Seat and Back Cushions
- Loose Seat and Back Cushions
- Must specify Leg Style

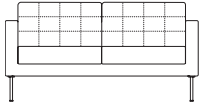
LOUNGE CHAIR



w	outside d	h	sw	seat sd	sh	arm height	weight lbs.	cubic feet
28.5	30.25	32.5	21.5	18.5	18	26.25	44	25

model	yds com (54")	sq ft col	1	com 2	col 3	4	5	6	7	8	9	10	11	12	13	14	15	L1	L2	L3
203141	4.25	85	1,895	1,965	2,045	2,145	2,285	2,485	2,684	2,884	3,084	3,284	3,484	3,684	3,883	4,083	4,283	2,752	2,953	3,151

LOVESEAT



w	outside d	h	sw	seat sd	sh	arm height	weight lbs.	cubic feet
61	30.25	32.5	54	18.5	18	26.25	93	53

model	yds com (54")	sq ft col	1	com 2	col 3	4	5	6	7	8	9	10	11	12	13	14	15	L1	L2	L3
203142	8	160	2,475	2,607	2,757	2,945	3,209	3,585	3,961	4,337	4,713	5,089	5,466	5,842	6,218	6,594	6,970	4,063	4,442	4,814

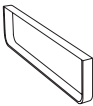


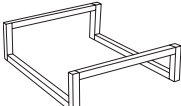
SOFA



w	outside d	h	sw	seat sd	sh	arm height	weight lbs.	cubic feet
77	30.25	32.5	70	18.5	18	26.25	107	64

model	yds com (54")	sq ft col	1	com 2	col 3	4	5	6	7	8	9	10	11	12	13	14	15	L1	L2	L3
203143	8.5	170	2,919	3,059	3,219	3,419	3,698	4,098	4,498	4,897	5,297	5,697	6,097	6,496	6,896	7,296	7,695	4,604	5,007	5,403

OPTIONS

Leg	Finish	Fabric/Grade
 <p>H3E Metal Sled Base - Standard</p>  <p>H3D Round Leg \$206</p>	<p>PAL Polished Aluminum (available on H3E only)</p> <p>A6D Brushed Aluminum (available on H3D only)</p> <p>BWT Bone White</p> <p>BUFF Buff</p> <p>CHLK Chalk</p> <p>SGLD Gold</p> <p>GRPH Graphite</p> <p>MSL Luster Grey</p> <p>HIP Oiled Bronze</p> <p>BKO Onyx</p> <p>POLR Polar</p> <p>SBRZ Soft Bronze</p> <p>HIF Warm Grey</p> <p><i>Studio Powder Coat (10% upcharge)</i></p> <p>CADT Cadet</p> <p>CLOV Clover</p> <p>GLDN Goldenrod</p> <p>HERN Heron</p> <p>LATT Latte</p> <p>MOSS Moss</p> <p>RUSS Russet</p> <p>SUNS Sunset</p>	<p>Grade, Vendor, Pattern, Color</p> <p>NOTE: Two-toning of fabrics is available. Contact customer service for two-tone diagram and COM/COL yardages.</p>
 <p>H3F Exposed Wood Tapered Leg \$237</p>  <p>H3G Wood Sled Base \$177</p>	<p>Ash: MRO OSL PCO MGO</p> <p>Beech: MMC QEC MLC BUW DST EBY MVW</p> <p>MNW MGW MBM MHM C2Q SVC C2P</p>	

HOW TO ORDER

SPECIFY: Leg | finish | textile grade, vendor, pattern and color. See page H for a complete offering of finishes and graded-in fabric options..

MODEL NUMBER

203141

Leg	Finish	Fabric/Grade
H3E	PAL	Grade 3, Momentum, Hue, Smoke