



Mid back F12316


Overall dimensions	19.25"w x 25.5"d x 40.75/43.5"h, 24.75"w x 25.5"d x 40.75/43.5"h (A1T) 22.5"w x 25.5"d x 40.75/43.5"h (H7F)	Weight	40 lbs. (Armless) 49 lbs. (A1T) 46 lbs. (H7F)	
Seat dimensions	19.25"w x 18.75"d x 19/21.75"h	Cubic feet	21	
Seat to top of back	21.75"	COM	N/A	
Top of arm to floor	26.5/28" (A1T) 26.5/28" (H7F)	COL	N/A	
Top of arm to seat	8.5" (A1T) 8.5" (H7F)			

High back F12317


Overall dimensions	19.25"w x 25.5"d x 44.5/47.25"h 24.75"w x 25.5"d x 44.5/47.25"h (A1T) 22.5"w x 25.5"d x 44.5/47.25"h (H7F)	Weight	41 lbs. (Armless) 50 lbs. (A1T) 47 lbs. (H7F)	
Seat dimensions	19.25"w x 18.75"d x 19/21.75"h	Cubic feet	22	
Seat to top of back	25.25"	COM	N/A	
Top of arm to floor	26.5/28" (A1T) 26.5/28" (H7F)	COL	N/A	
Top of arm to seat	8.5" (A1T) 8.5" (H7F)			

Standard features	Optional features
<ul style="list-style-type: none"> • Soft faux leather • Molded polyurethane seat • Pneumatic synchronous Mechanism • 5-Prong aluminum base • Black cylinder 	<ul style="list-style-type: none"> • Frame/Base <ul style="list-style-type: none"> - Onyx or polished chrome • Faux leather: <ul style="list-style-type: none"> - Black, grey or white • Arms: <ul style="list-style-type: none"> - Black urethane arm - Metal loop arm with upholstered arm sleeve • Casters

Mid back F12416

Overall dimensions	19.25"w x 25.5"d x 40.75/43.5"h 24.75"w x 25.5"d x 40.75/43.5"h (A1T) 22.5"w x 25.5"d x 40.75/43.5"h (H7F)	Weight	40 lbs. (Armless) 49 lbs. (A1T) 46 lbs. (H7F)	
Seat dimensions	19.25"w x 18.75"d x 19/21.75"h	Cubic feet	21	
Seat to top of back	21.75"	COM	1.75 yds.	
Top of arm to floor	26.5/28" (A1T) 26.5/28" (H7F)	COL	35 sq. ft.	
Top of arm to seat	8.5" (A1T) 8.5" (H7F)			

High back F12417

Overall dimensions	19.25"w x 25.5"d x 44.5/47.25"h 24.75"w x 25.5"d x 44.5/47.25"h (A1T) 22.5"w x 25.5"d x 44.5/47.25"h (H7F)	Weight	41 lbs. (Armless) 50 lbs. (A1T) 47 lbs. (H7F)	
Seat dimensions	19.25"w x 18.75"d x 19/21.75"h	Cubic feet	22	
Seat to top of back	25.25"	COM	1.75 yds.	
Top of arm to floor	26.5/28" (A1T) 26.5/28" (H7F)	COL	35 sq. ft.	
Top of arm to seat	8.5" (A1T) 8.5" (H7F)			

Standard features	Optional features
<ul style="list-style-type: none"> • Fully upholstered • Molded polyurethane seat • Pneumatic synchronous mechanism • 5-Prong aluminum base • Black cylinder 	<ul style="list-style-type: none"> • Frame/Base <ul style="list-style-type: none"> - Onyx or polished chrome • Arms: <ul style="list-style-type: none"> - Black urethane arm - Metal loop arm with upholstered arm sleeve • Casters

**Standard textile / finish selection**

<https://ofs.com/resources/textiles>
<http://ofs.com/resources/finishes>

Frame construction

- | | |
|------------|--|
| Seat | • Upholstery grade molded plywood panel |
| Back | • Polished chrome tube frame |
| Upholstery | • All fabric and leather pieces are cut with automated cutters that utilize precise patterns |
| Arms | • Polished chrome tube frame with upholstered arm sleeve |
| Assembly | • Metal and plywood components fastened by screws |

Foam

- | | |
|------|---|
| Seat | <ul style="list-style-type: none">• 2" Molded foam• 40 lb. Compression• 3 Density |
| Back | <ul style="list-style-type: none">• .5" Premium grade foam• 32 lb. Compression• 1.2 Density |