

Planter box 20-PB15M

Overall dimensions	20"w x 20"d x 30"h
Weight	33 lbs.
Cubic feet	12



Planter box 20-PB15

Overall dimensions	17.25"w x 17.25"d x 30"h
Weight	33 lbs.
Cubic feet	9.5



Planter box 20-PB15C

Overall dimensions	18.75"w x 18.75"d x 36"h
Weight	35 lbs.
Cubic feet	12.5



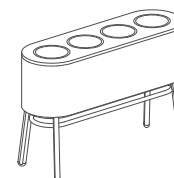
Planter box 20-PB15B

Overall dimensions	20.25"w x 20.25"d x 42"h
Weight	38 lbs.
Cubic feet	16.375




Planter box 20-PB46

Overall dimensions	46"w x 15.25"d x 30"h
Weight	82 lbs.
Cubic feet	18.75




Planter box 20-PB46C

Overall dimensions	46"w x 16.5"d x 36"h
Weight	86 lbs.
Cubic feet	23.25



Planter box 20-PB46B

Overall dimensions	46"w x 17.75"d x 42"h
Weight	88 lbs.
Cubic feet	26.75





Standard features	Options available
<ul style="list-style-type: none">• Powdercoat steel frame• Formed plywood planter drum• Ships assembled	<ul style="list-style-type: none">• Drum<ul style="list-style-type: none">- Veneer, HPL• Powdercoat finish<ul style="list-style-type: none">- Standard/studio powder coats• Caster<ul style="list-style-type: none">- Black, white, grey• With or without liner

Standard finish selection

<https://ofs.com/resources/finishes>

Construction

- The metal frame is composed of powder coated steel legs and powder coated steel mounting rings.
- The leg end caps are black nylon plastic.
- The top panel will have an exposed plywood edge on both the inside and outside seam.
- The planter drum is composed of molded plywood sections and MDF panels.
- The planter liners are black plastic

Carton/packaging

- Prior to shipping the unit is placed on a carton.
- Ships assembled.

Liners

- Liners include handles for easy transportation
- Liners include self irrigation system