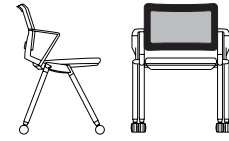


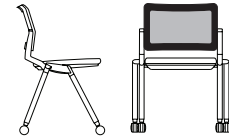
## Mesh back guest (with arms) 160371 (one per carton) / 160372 (two per carton)

<b>Overall dimensions</b>	25.5"w x 22"d x 32.5"h	<b>Weight</b>	25 lbs.
<b>Seat dimensions</b>	18.5"w x 17"d x 19"h	<b>Cubic feet</b>	16
<b>Seat to top of back</b>	15"	<b>COM</b>	1 yds.
<b>Top of arm to floor</b>	24.75"	<b>COL</b>	20 sq. ft.
<b>Top of arm to seat</b>	6.75"		



## Mesh back guest (armless) 160381 (one per carton) / 160382 (two per carton)

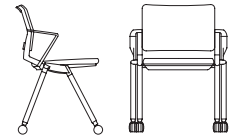
<b>Overall dimensions</b>	25.5"w x 22"d x 32.5"h	<b>Weight</b>	24 lbs.
<b>Seat dimensions</b>	18.5"w x 17"d x 19"h	<b>Cubic feet</b>	16
<b>Seat to top of back</b>	15"	<b>COM</b>	1 yds.
		<b>COL</b>	20 sq. ft.



Standard features	Options available
<ul style="list-style-type: none"> <li>Steel powder coated base frame</li> <li>Grey molded plastic seat bottom</li> <li>Upholstered seat</li> <li>Grey molded back with black mesh</li> <li>With arms (160371 and 160372)</li> <li>Armless (160381 and 160382)</li> <li>Seat hinges up for nesting</li> <li>Stacks 4 high with seat hinged down</li> <li>Black dual wheel partial hooded casters</li> </ul>	<ul style="list-style-type: none"> <li>Molded plastic arm (160371 and 160372 only) <ul style="list-style-type: none"> <li>- Black</li> <li>- Grey</li> </ul> </li> <li>Black hardwood floor partial hooded caster or glide</li> </ul>

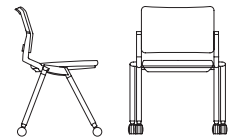
## Upholstered back guest (with arms) 161371 (one per carton) / 161372 (two per carton)

<b>Overall Dimensions</b>	25.5"w x 22"d x 32.5"h	<b>Weight</b>	25 lbs.
<b>Seat Dimensions</b>	18.5"w x 17"d x 19"h	<b>Cubic feet</b>	16
<b>Seat to Top of Back</b>	15"	<b>COM</b>	1.5 yds. (161371) 2 yds. (161372)
<b>Top of Arm to Floor</b>	24.75"	<b>COL</b>	30 sq. ft. (161371) 40 sq. ft. (161372)
<b>Top of Arm to Seat</b>	6.75"		



## Upholstered back guest (armless) 161381 (one per carton) & 161382 (two per carton)

<b>Overall dimensions</b>	25.5"w x 22"d x 32.5"h	<b>Weight</b>	24 lbs.
<b>Seat dimensions</b>	18.5"w x 17"d x 19"h	<b>Cubic feet</b>	16
<b>Seat to top of back</b>	15"	<b>COM</b>	1.5 yds. (161381) 2 yds. (161382)
		<b>COL</b>	30 sq. ft. (161381) 40 sq. ft. (161382)

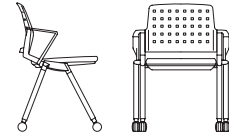


Standard features	Options available
<ul style="list-style-type: none"> <li>Steel powder coated base frame</li> <li>Grey molded plastic seat bottom</li> <li>Upholstered seat</li> <li>Grey molded back with upholstered front</li> <li>With arms (161371 and 161372)</li> <li>Armless (161381 and 161382)</li> <li>Seat hinges up for nesting</li> <li>Stacks 4 high with seat hinged down</li> <li>Black dual wheel partial hooded casters</li> </ul>	<ul style="list-style-type: none"> <li>Molded plastic arm (160171 and 161372 only) <ul style="list-style-type: none"> <li>- Black</li> <li>- Grey</li> </ul> </li> <li>Black hardwood floor partial hooded caster or glide</li> </ul>

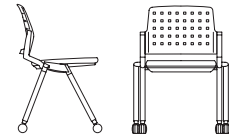
## Molded plastic back guest (with arms) 162371 (one per carton) & 162372 (two per carton)



Overall dimensions	25.5"w x 22"d x 32.5"h	Weight	25 lbs.
Seat dimensions	18.5"w x 17"d x 19"h	Cubic feet	16
Seat to top of back	15"	COM	1 yds.
Top of arm to floor	24.75"	COL	20 sq. ft.
Top of arm to seat	6.75"		

**Molded plastic back guest (armless)** 162381 (one per carton) & 162382 (two per carton)

Overall Dimensions	25.5"w x 22d" x 32.5"h	Weight	24 lbs.
Seat Dimensions	18.5"w x 17"d x 19"h	Cubic Feet	16
Seat to Top of Back	15"	COM	1 yds.
		COL	20 sq. ft.



Standard features	Options available
<ul style="list-style-type: none"><li>• Steel powder coated base frame</li><li>• Grey molded plastic seat bottom</li><li>• Upholstered seat</li><li>• Molded plastic back</li><li>• With arms (162371 and 162372)</li><li>• Armless (162381 and 162382)</li><li>• Seat hinges up for nesting</li><li>• Stacks 4 high with seat hinged down</li><li>• Black dual wheel partial hooded casters</li></ul>	<ul style="list-style-type: none"><li>• Molded plastic arm (162371 and 162372 only)<ul style="list-style-type: none"><li>– Black</li><li>– Grey</li></ul></li><li>• Black hardwood floor partial hooded caster or glide</li><li>• Molded plastic back<ul style="list-style-type: none"><li>– Black</li><li>– Grey</li></ul></li></ul>

**Standard textile**

<https://ofs.com/resources/textiles>

**Frame construction**

Seat	<ul style="list-style-type: none"><li>• Plastic molded seat panel</li></ul>
Back	<ul style="list-style-type: none"><li>• Mesh back: plastic back assembly with a carbon mesh stretched tightly across</li><li>• Upholstered back: plastic molded back assembly that is upholstered</li><li>• Molded plastic back: black or grey</li></ul>
Upholstery	<ul style="list-style-type: none"><li>• All fabric and leather pieces are cut with automated cutters that utilize precise patterns</li></ul>
Arms	<ul style="list-style-type: none"><li>• Molded plastic arms</li></ul>
Assembly	<ul style="list-style-type: none"><li>• Metal and plastic components fastened by screws and clips</li></ul>

**Foam**

Seat	<ul style="list-style-type: none"><li>• 1.75" premium grade foam</li><li>• 45 lb. compression</li><li>• 2.8 density</li></ul>
Back	<ul style="list-style-type: none"><li>• 1.25" premium grade foam</li><li>• 50 lb. compression</li><li>• 1.8 density</li></ul>