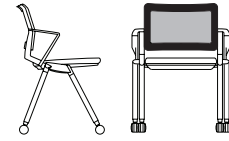


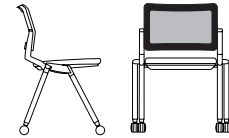
Mesh back guest (with arms) 160371 (one per carton) / 160372 (two per carton)

Overall dimensions	25.5"w x 22"d x 32.5"h	Weight	25 lbs.
Seat dimensions	18.5"w x 17"d x 19"h	Cubic feet	16
Seat to top of back	15"	COM	1.25 yds.
Top of arm to floor	24.75"	COL	25 sq. ft.
Top of arm to seat	6.75"		



Mesh back guest (armless) 160381 (one per carton) / 160382 (two per carton)

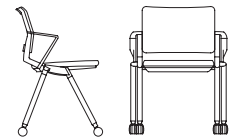
Overall dimensions	25.5"w x 22"d x 32.5"h	Weight	24 lbs.
Seat dimensions	18.5"w x 17"d x 19"h	Cubic feet	16
Seat to top of back	15"	COM	1.25 yds.
		COL	25 sq. ft.



Standard features	Options available
<ul style="list-style-type: none"> • Steel powder coated base frame • Grey molded plastic seat bottom • Upholstered seat • Grey molded back with black mesh • With arms (160371 and 160372) • Armless (160381 and 160382) • Seat hinges up for nesting • Stacks 4 high with seat hinged down • Black dual wheel partial hooded casters • Supports up to 300 lbs. 	<ul style="list-style-type: none"> • Molded plastic arm (160371 and 160372 only) <ul style="list-style-type: none"> - Black - Grey • Black hardwood floor partial hooded caster or glide

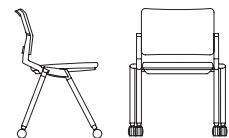
Upholstered back guest (with arms) 161371 (one per carton) / 161372 (two per carton)

Overall Dimensions	25.5"w x 22"d x 32.5"h	Weight	25 lbs.
Seat Dimensions	18.5"w x 17"d x 19"h	Cubic feet	16
Seat to Top of Back	15"	COM	1.5 yds. (161371) 2 yds. (161372)
Top of Arm to Floor	24.75"	COL	30 sq. ft. (161371) 40 sq. ft. (161372)
Top of Arm to Seat	6.75"		



Upholstered back guest (armless) 161381 (one per carton) & 161382 (two per carton)

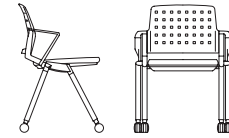
Overall dimensions	25.5"w x 22"d x 32.5"h	Weight	24 lbs.
Seat dimensions	18.5"w x 17"d x 19"h	Cubic feet	16
Seat to top of back	15"	COM	1.5 yds. (161381) 2 yds. (161382)
		COL	30 sq. ft. (161381) 40 sq. ft. (161382)



Standard features	Options available
<ul style="list-style-type: none"> • Steel powder coated base frame • Grey molded plastic seat bottom • Upholstered seat • Grey molded back with upholstered front • With arms (161371 and 161372) • Armless (161381 and 161382) • Seat hinges up for nesting • Stacks 4 high with seat hinged down • Black dual wheel partial hooded casters • Supports up to 300 lbs. 	<ul style="list-style-type: none"> • Molded plastic arm (160171 and 161372 only) <ul style="list-style-type: none"> - Black - Grey • Black hardwood floor partial hooded caster or glide

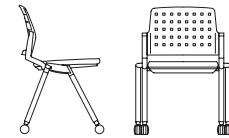
Molded plastic back guest (with arms) 162371 (one per carton) & 162372 (two per carton)

Overall dimensions	25.5"w x 22"d x 32.5"h	Weight	25 lbs.
Seat dimensions	18.5"w x 17"d x 19"h	Cubic feet	16
Seat to top of back	15"	COM	1.25 yds.
Top of arm to floor	24.75"	COL	25 sq. ft.
Top of arm to seat	6.75"		



Molded plastic back guest (armless) 162381 (one per carton) & 162382 (two per carton)

Overall Dimensions	25.5"w x 22"d x 32.5"h	Weight	24 lbs.
Seat Dimensions	18.5"w x 17"d x 19"h	Cubic Feet	16
Seat to Top of Back	15"	COM	1.25 yds.
		COL	25 sq. ft.



Standard features	Options available
<ul style="list-style-type: none"> • Steel powder coated base frame • Grey molded plastic seat bottom • Upholstered seat • Molded plastic back • With arms (162371 and 162372) • Armless (162381 and 162382) • Seat hinges up for nesting • Stacks 4 high with seat hinged down • Black dual wheel partial hooded casters • Supports up to 300 lbs. 	<ul style="list-style-type: none"> • Molded plastic arm (162371 and 162372 only) <ul style="list-style-type: none"> - Black - Grey • Black hardwood floor partial hooded caster or glide • Molded plastic back <ul style="list-style-type: none"> - Black - Grey - Translucent white

Standard textile

<https://ofs.com/resources/textiles>

Frame construction

Seat	<ul style="list-style-type: none"> • Plastic molded seat panel
Back	<ul style="list-style-type: none"> • Mesh back: plastic back assembly with a carbon mesh stretched tightly across • Upholstered back: plastic molded back assembly that is upholstered • Molded plastic back: black, grey or translucent white
Upholstery	<ul style="list-style-type: none"> • All fabric and leather pieces are cut with automated cutters that utilize precise patterns
Arms	<ul style="list-style-type: none"> • Molded plastic arms
Assembly	<ul style="list-style-type: none"> • Metal and plastic components fastened by screws and clips

Foam

Seat	<ul style="list-style-type: none"> • 1.75" premium grade foam • 45 lb. compression • 2.8 density
Back	<ul style="list-style-type: none"> • 1.25" premium grade foam • 50 lb. compression • 1.8 density