

## Genus building blocks

---





## Table of contents

<b>Task</b>	
<a href="#">Task</a>	3-5
<a href="#">Heavy duty task</a>	6-7
<a href="#">Low back task</a>	8-9
<a href="#">Conference task</a>	10-11
<a href="#">Multi use light task</a>	12-13
<b>Stool</b>	
<a href="#">Task stool</a>	14-15
<a href="#">Light task stool</a>	16-17
<a href="#">Stool</a>	18
<a href="#">High density stool</a>	19-20
<b>Guest and stack/nest</b>	
<a href="#">Guest</a>	21-22
<a href="#">High density stacker</a>	23-24
<a href="#">Back material</a>	25

## Task Overview

### General notes

- Available as mid or high back
- Upholstered seat with molded seat foam
- Upholstered back will have black mesh backer (3607 and 3615)
- Knocked down standard or fully assembled in carton option
- See [back material](#) options
- **NOTE:** Elastomer is only available as high back

### Overall dimensions

- Arm height
  - 7/11" (CR13 4D arm)
  - 8" (CR20 cantilever arm)

### Mid back

- 27.5"w x 27.5"d x 37.25/41.25"h (STT8 control)
- 27.5"w x 27.5"d x 37/41"h (BDB4 control)

### High back

- 27.5"w x 27.5"d x 39.75/43.75"h (STT8 control)
- 27.5"w x 27.5"d x 39.25/43.25"h (BDB4 control)

### Mid back



Front  
3607 Upholstered  
3607M Mesh (shown)  
3607T Impression

Side

Back

### High back




Front  
3615 Upholstered  
3615E Elastomer (shown)  
3615M Mesh  
3615T Impression

Side

Back

## Task Frame


- Mid back frame in carbon only



Carbon - FCA



Graphite - FGR



Chalk - FCH

## Task Arms

- Arm pad options are carbon (PCB) and graphite (PGR) on 4D pivoting arms
- Arm stem matches frame color on 4D pivoting arm



No arms standard - X9



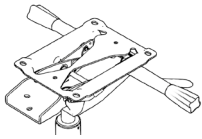
4D pivoting arms - CR13



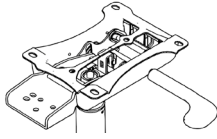
Polished aluminum cantilever arms - CR20

## Task Control

- Seat slider option available on synchro tilt (STT8) and body balance (BDB4)



Synchro tilt with side tension knob - STT8



"d" profile body balance - BDB4

## Task Base and caster/glide

- Mid back nylon base option TT in carbon only
- High back nylon base option MTCHB match frame

### Base



Black nylon base - TT  
Matching base - MTCHB



Polished aluminum base - TU

### Caster/glide



Black hard wheel caster standard - W48



Black soft wheel caster - W49



Glides - W39

## Task Lumbar and headrest

- Lumbar center brace matches frame color
- Outer back of headrest in carbon only
- Foammesh headrest in black only

### Lumbar



None - X9



Lumbar - ALB5

### Headrest



None - X9  
Foammesh adj headrest - HR1  
Fully upholstered adj headrest - HR2

## Heavy duty task Overview

### General notes

- Available as mid or high back
- Upholstered seat with molded seat foam
- Upholstered back will have black mesh backer (3607-HVD and 3615-HVD)
- Knocked down standard or fully assembled in carton option
- See [back material](#) options
- **NOTE:** Elastomer is only available as high back

### Overall dimensions

- Arm height  
- 7.25/11.25" (CR11 height adj arm)

### Mid back

- 27.5"w x 27.5"d x 37/41"h

### High back

- 27.5"w x 27.5"d x 39.5/43.5"h

### Mid back



Front

Side

Back

3607-HVD Upholstered (shown)  
3607M-HVD Mesh  
3607T-HVD Impression

### High back



Front


Side

Back

3615-HVD Upholstered  
3615E-HVD Elastomer  
3615M-HVD Mesh  
3615T-HVD Impression (shown)

## Heavy duty task Frame

- Frame in carbon only



Carbon - FCA

## Heavy duty task Arms and control

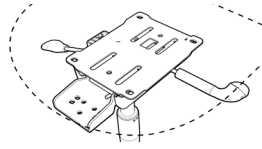
- Arm pad options are carbon (PCB) only
- Seat slider option not available



No arms standard - X9



Height adjustable arm - CR11



Body balance control - BDB3

## Heavy duty task Lumbar

- Lumbar center brace matches frame color



None - X9



Lumbar - ALB5

## Heavy duty task Base and caster/glide

- Nylon base option in carbon only

### Base



Matching base - MTCHB

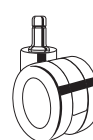


Polished aluminum base - TU

### Caster/glide



Black hard wheel caster standard - BHWC



Black multi surface/soft wheel caster - BSWC



Glides - W39



## Low back task Overview

### General notes

- Upholstered seat with molded seat foam
- Upholstered back will have black mesh backer (3703)
- Knocked down standard or fully assembled in carton option
- See [back material](#) options

### Overall dimensions

- Arm height
  - 7.5" (CR10 fixed arm)
- 27.5"w x 27.5"d x 31.25/36.25"h (BST4 control)
- 27.5"w x 27.5"d x 31.5/36.5"h (SWT2 control)
- 27.5"w x 27.5"d x 32/37"h (SWT4 control)

### Low back



Front

Side

Back

3703 Upholstered  
3703M Mesh (shown)  
3703T Impression

## Low back task Frame

- Outer back in black only




Black frame - BLX



Silver frame - SLX

## Low back task Arms

- Fixed arm in black only



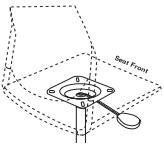
No arms standard - X9



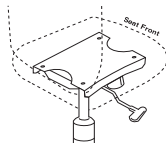
Fixed arms - CR10

## Low back task Control

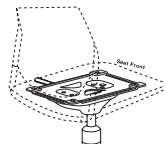
- Seat slider option not available



Basic task standard - BST4



Swivel tilt - SWT2



Swivel tilt multi control - SWT4

## Low back task Base and caster/glide

### Base

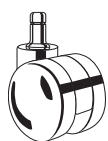


Black nylon base - TT

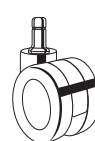


Polished aluminum base - TU

### Caster/glide



Black hard wheel caster standard - W48



Black soft wheel caster - W49w



Glides - W39



## Conference task Overview

### General notes

- Upholstered seat with molded seat foam
- Upholstered back will have black mesh backer (3705)
- Knocked down standard or fully assembled in carton option
- See [back material](#) options

### Overall dimensions

- Arm height
  - 7.5" (CR10 fixed arm)
- 29.25"w x 29.25"d x 33"h (BST4 control)
- 29.25"w x 29.25"d x 34"h (SWT3 control)

### Conference task



Front

Side

Back

3705 Upholstered  
3705M Mesh  
3705T Impression (shown)

## Conference task Frame

- Outer back in black only




Black frame - BLX




Silver frame - SLX

## Conference task Arms

- Fixed arm in black only



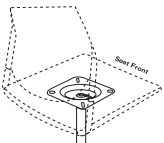
No arms standard - X9



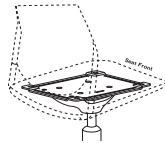
Fixed arms - CR10

## Conference task Control

- Height adjustment not available on conference task




Basic task standard - X9



Basic swivel - SWT3

## Conference task Base and caster/glide

- Polished aluminum 4-star has return to center cylinder



Polished aluminum 4-star base

## Multi use light task Overview

### General notes

- Molded plastic back
- Knocked down standard or fully assembled in carton option

### Overall dimensions

- Arm height
  - 7.5" (CR10 fixed arm)
- 27.5"w x 27.5"d x 28.5/33.75"h (BST4 control)
- 27.5"w x 27.5"d x 29.5/34.755"h (SWT2 control)

### Multi use light task



Front  
3805



Side



Back

## Multi use light task Frame and arm

- Arm cap colors match seat and back plastic

### Frame



Graphite frame - FGR



Chrome frame - FCR

### Arm



No arms standard - X9



Fixed arms - CR10

## Multi use light task Seat



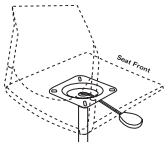
Plastic seat - PLST



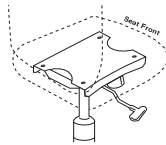
Upholstered seat - XU

## Multi use light task Control

- Seat slider option not available



Basic task standard - BST4



Swivel tilt - SWT2

## Multi use light task Base and caster/glide

### Base

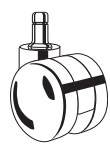


Black nylon base - TT

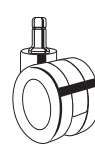


Polished aluminum base - TU

### Caster/glide



Black hard wheel caster standard - W48



Black soft wheel caster - W49w



Glides - W39

## Multi use light task Back and seat material

### Plastic




Deep blue - DPB



Pitch - PIT



Platinum - PNM



Snow - SNO



Storm - STR



## Task stool Overview

### General notes

- Upholstered seat with molded seat foam
  - Upholstered back will have black mesh backer (3619)
  - Knocked down standard or fully assembled in carton option
  - See [back material](#) options
  - **NOTE:** Elastomer is only available as high back
- 27.5" w x 27.5" d x 44/51.5" h (counter height)
  - 27.5" w x 27.5" d x 47.75/58" h (bar height)
  - Sit-to-stand cylinder w/B18 base only
    - STS1 G10 (7") 16.75/23.75" h
    - STS3 G15 (8") 18.5/26.5" h
    - STS4 G16 (9") 19.5/28.5" h

### Overall dimensions


- Arm height
  - 7/11" (CR13 4D arm)
  - 8" (CR20 cantilever arm)

### High back



Front  
3619 Upholstered  
3619M Mesh  
3619E Elastomer (shown)  
3619T Impression


## Task stool Frame



Carbon - FCA



Graphite - FGR



Chalk - FCH

## Task stool Arms

- Arm pad options are carbon (PCB) and graphite (PGR) on 4D pivoting arms
- Arm stem matches frame color on 4D pivoting arm



No arms standard - X9



4D pivoting arms - CR13

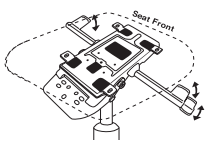


Polished aluminum cantilever arms - CR20

## Task stool Control and lumbar

- Back adjustment with 10 degree restricted limiter
- Lumbar center brace matches frame color

### Control



Body balance - BDB3

### Lumbar



None - X9



Lumbar - ALB5

## Task stool Base and caster/glide

- High back nylon base option MTCHB match frame
- Polished aluminum base only option for sit-to-stand cylinder

### Base



Black nylon base - TT  
Matching base - MTCHB

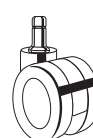


Polished aluminum base - TU

### Caster/glide



Black hard wheel caster standard - W48



Black soft wheel caster - W49



Glides - W39

## Light task stool Overview

### General notes

- Molded plastic back
- Knocked down standard or fully assembled in carton option

### Overall dimensions

- Arm height
  - 7.5" (CR10 fixed arm)
- 27.5" w x 27.5" d x 32.75/40.25" h (counter height)
- 27.5" w x 27.5" d x 43.75/56.25" h (bar height)

### Light task stool



Front  
3815

Side

Back

## Light task stool Frame and arm

- Arm cap colors match seat and back plastic

### Frame



Graphite frame - FGR



Chrome frame - FCR

### Arm



No arms standard - X9



Fixed arms - CR10

## Light task stool Seat



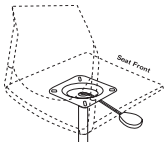
Plastic seat - PLST



Upholstered seat - XU

## Light task stool Control

- Seat slider option not available



Basic task standard - BST4

## Light task stool Base and caster/glide

### Base

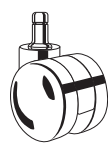


Black nylon base - TT

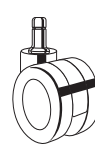


Polished aluminum base - TU

### Caster/glide



Black hard wheel caster standard - W48



Black soft wheel caster - W49W



Glides - W39

## Light task stool Back and seat material

### Plastic




Deep blue - DPB



Pitch - PIT



Platinum - PNM



Snow - SNO



Storm - STR

## Stool Overview

### General notes

- Upholstered seat with molded seat foam
- Upholstered back will have black mesh backer (3711 & 3713)
- Fully assembled in carton option
- See [back material](#) options

### Overall dimensions

- Arm height  
- 7.5" (CR10 fixed arm)
- 22.5"w x 25"d x 39.5"h counter height
- 22.5"w x 25.5"d x 44.5"h bar height

### Counter height



Front  
3711M Mesh (shown)  
3711T Impression  
3711 Upholstered

Side

Back

### Bar height



Front  
3713M Mesh (shown)  
3713T Impression  
3713 Upholstered

Side

Back

## Stool Frame and arms

- Outer back in black only
- Counter height stool in black frame only
- Fixed arm in black only



Black frame - BLX



Silver frame - SLX



No arms standard - X9



Fixed arms - CR10

## Stool Glide



Nylon glides standard - W47



Felt tip glide - W46

## High density stool Overview

### General notes

- Molded plastic back
- Fully assembled in carton option
- Order as single or two in a carton
- 22" w x 23.5" d x 38.75" h (counter height)
- 27.5" w x 27.5" d x 43.75/56.25" h (bar height)

### Overall dimensions

- Arm height  
- 7.5" (CR10 fixed arm)

### Counter height



### Bar height



## High density stool Frame and arm

- Arm cap colors match seat and back plastic

### Frame



Graphite frame - FGR



Chrome frame - FCR

### Arm



No arms standard - X9



Fixed arms - CR10



## High density stool Seat

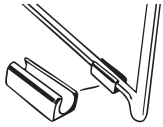


Plastic seat - PLST



Upholstered seat - XU

## High density stool Glide



Clear nylon glides (4 per set)  
- W33

## High density stool Back and seat material

### Plastic




Deep blue - DPB



Pitch - PIT



Platinum - PNM



Snow - SNO



Storm - STR

## Guest Overview

### General notes

- Upholstered seat with molded seat foam
- Upholstered back will have black mesh backer (37011 & 37013)
- See [back material](#) options
- Fully assembled in carton option
- Order as quantity of single or three to a carton
- Stacks 4 on the floor (with glides)
- Stacks 5 high on a dolly (with glides)

### Overall dimensions

- Arm height  
- 7.5" (CR10 fixed arm)
- 20.25"w x 24"d x 33"h

### Overall dimensions

- Arm height  
- 7.5" (CR10 fixed arm)
- 20.25"w x 24"d x 33"h

## Guest



Front

Side

Back

37011 / 37013 Upholstered  
37011M / 37013M Mesh (shown)  
37011T / 37013T Impression

## Guest Frame

- Outer back in black only



Black frame - BLX




Silver frame - SLX




## Guest Arms

- Fixed arm in black only




No arms standard - X9

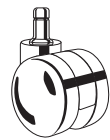


Fixed arms - CR10

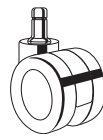
## Guest Caster/glide



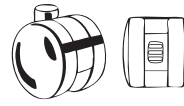
Nylon glides standard - W47



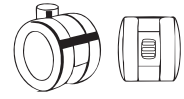
Black hard wheel caster - W48



Black soft wheel caster - W49

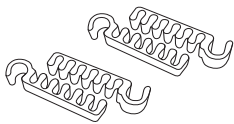


Black hard wheel caster w/  
safety brake - W53

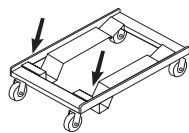


Black soft wheel caster w/  
safety brake - W52

## Guest Ganging and Dolly



Nylon glides standard - W47



Black hard wheel caster - W48

## High density stacker Overview

### General notes

- Molded plastic back
- Fully assembled in carton option
- Order as single or four in a carton
- Stacks four high on the floor
- Dolly DL8
  - Stacks 25 high (armless, all plastic)
  - Stacks 20 high (arm, all plastic)
  - Stacks 10 high (arm/armless, upholstered seat)

### Overall dimensions

- Arm height
  - 7.5" (CR10 fixed arm)
- 27.5" w x 27.5" d x 32.75/40.25" h (counter height)
- 27.5" w x 27.5" d x 43.75/56.25" h (bar height)

### High density stacker



Front  
38011 / 38014

Side

Back

## High density stacker Frame and arm

- Arm cap colors match seat and back plastic

### Frame



Graphite frame - FGR



Chrome frame - FCR

### Arm



No arms standard - X9



Fixed arms - CR10



## High density stacker Seat

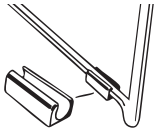


Plastic seat - PLST

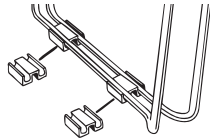


Upholstered seat - XU

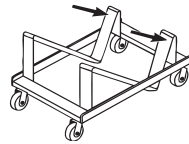
## High density stacker Options



Clear nylon glide (set of 4) - W33



Ganging - GD4



Dolly - DL8

## High density stacker Back and seat material

### Plastic




Deep blue - DPB



Pitch - PIT



Platinum - PNM



Snow - SNO




Storm - STR




### Back material


#### Mesh



Deep blue - MDB




Pitch - MPI




Platinum - MPM




Snow - MSN



Storm - MSM




Poppy - MPO



Grey - MGY

#### Impression




Pitch - TPO



Platinum - TPM

#### Upholstered



Upholstered back will have black mesh backer

#### Elastomer Available on high back only



Deep blue - EDP



Pitch - EPI



Platinum - EPL



Snow - ESO



Storm - EST



Oat - EOT



Clay - ECY



Sage - ESG