


Lounge chair armless with low back surround 82041FL / 82041UL


Outside dimensions	29"w x 34"d x 33.5"h	Weight	92 lbs.
Seat dimensions	26"w x 20.75"d x 18.75"h	Cubic feet	31
Seat to top of back	16.5"	COM	2.75 yds. (cushion) 3 yds. (surround) (82041FL)
Surround height from floor	29.5		3 yds. (cushion/trim rail) 3 yds. (surround) (82041UL)
Surround height from seat	10.25	COL	55 sq. ft. (cushion) (82041FL) 60 sq. ft. (cushion/trim rail) (82041UL)



Standard features	Options available
<ul style="list-style-type: none"> Steel tube frame Sinuous springs in seat Armless Molded plywood surround 	<ul style="list-style-type: none"> Leg finish - standard veneers on solid ash, standard or studio powder coats Caster mobile base in standard or studio powder coats Leather cap for surround Trim rail material - standard veneers on solid ash (82041FL) Trim rail material - fabric will match cushion fabric (82041UL)

Lounge chair armless with low back surround and single console 82141FL / 82141UL

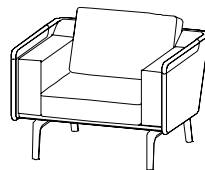
Outside dimensions	40.75"w x 34"d x 33.5"h	Weight	118 lbs.
Seat dimensions	26"w x 20.75"d x 18.75"h	Cubic feet	43
Seat to top of back	16.5"	COM	3.25 yds. (cushion/console) 3.5 yds. (surround) (82141FL)
Surround height from floor	29.5		3.5 yds. (cushion/console/trim rail) 3.5 yds. (surround) (82141UL)
Surround height from seat	10.25	COL	65 sq. ft. (cushion/console) (82141FL) 70 sq. ft. (cushion/console/trim rail) (82141UL)



Standard features	Options available
<ul style="list-style-type: none"> Steel tube frame Sinuous springs in seat Armless Molded plywood surround Single console 	<ul style="list-style-type: none"> Leg finish - standard veneers on solid ash, standard or studio powder coats Caster mobile base in standard or studio powder coats Console - location left or right facing, finish standard veneers, standard and studio HPL's or solid surface Tablet in console - top finish standard veneers, standard and studio HPL's or solid surface; post finish onyx, luster grey, bone white or polished chrome Power in console - black or white finish Trim rail material - standard veneers on solid ash (82141FL) Trim rail material - fabric will match cushion fabric (82141UL)

Lounge chair with arms and low back surround 82241FL / 82241UL

Outside dimensions	40.75"w x 34"d x 33.5"h	Weight	127 lbs.
Seat dimensions	26"w x 20.75"d x 18.75"h	Cubic feet	43
Seat to top of back	16.5"	COM	4 yds. (cushion) 3.5 yds. (surround) (82241FL)
Arm height from floor	26.25		4.25 yds. (cushion/trim rail) 3.5 yds. (surround) (82241UL)
Arm height from seat	7.5	COL	80 sq. ft. (cushion) (82241FL) 85 sq. ft. (cushion/trim rail) (82241UL)



Standard features	Options available
<ul style="list-style-type: none"> Steel tube frame Sinuous springs in seat Arms Molded plywood surround 	<ul style="list-style-type: none"> Leg finish - standard veneers on solid ash, standard or studio powder coats Caster mobile base in standard or studio powder coats Leather cap for surround Arm top available as upholstered, cap, or tab. Cap/tab in veneer, HPL, or solid surface. Power in left or right arm - black or white finish Trim rail material - standard veneers on solid ash (82241FL) Trim rail material - fabric will match cushion fabric (82241UL)

Standard textile & finish selection

<https://ofs.com/resources/textiles>
<https://ofs.com/resources/finishes>

Frame construction

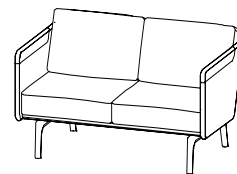
Seat	<ul style="list-style-type: none"> Steel frame with equally spaced sinuous springs topped with a fiber deck pad and covered with moisture resistant medical fabric
Back & Surround Screen	<ul style="list-style-type: none"> The surround screens are molded upholstery grade plywood covered with foam and fabric and a moisture resistant medical fabric under the upholstered back cushions. Upholstered back cushions are attached to the screens
Upholstery	<ul style="list-style-type: none"> All fabric and leather pieces are cut with automated cutters that utilize precise patterns
Arms	<ul style="list-style-type: none"> Plywood assembly
Assembly	<ul style="list-style-type: none"> The joints are assembled using mortise and tenon or notched and slotted construction, glue and/or corner blocks, dowels, screws or staples

Foam

Seat	<ul style="list-style-type: none"> 6" premium grade foam 30 lb. compression 2.2 density .75 oz. fiber overlay
Back	<ul style="list-style-type: none"> 6" premium grade foam 30 lb. compression 1.8 density .75 oz. fiber overlay

Loveseat armless with low back surround 82042FL / 82042UL


Outside dimensions	55"w x 34"d x 33.5"h	Weight	136 lbs.
Seat dimensions	52"w x 20.75"d x 18.75"h	Cubic feet	55
Seat to top of back	16.5"	COM	5.25 yds. (cushion) 3.75 yds. (surround) (82042FL)
Surround height from floor	29.5		5.75 yds. (cushion/trim rail) 3.75 yds. (surround) (82042UL)
Surround height from seat	10.25	COL	105 sq. ft. (cushion) (82042FL) 115 sq. ft. (cushion/trim rail) (82042UL)



Standard features	Options available
<ul style="list-style-type: none"> Steel tube frame Sinuous springs in seat Armless Molded plywood surround 	<ul style="list-style-type: none"> Leg finish - standard veneers on solid ash, standard or studio powder coats Caster mobile base in standard or studio powder coats Leather cap for surround Trim rail material - standard veneers on solid ash (82042FL) Trim rail material - fabric will match cushion fabric (82042UL)

Loveseat armless with low back surround and center single console 82142FL / 82142UL

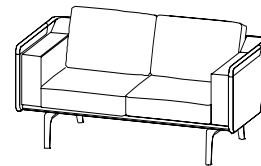
Outside dimensions	40.75"w x 34"d x 33.5"h	Weight	118 lbs.
Seat dimensions	26"w x 20.75"d x 18.75"h	Cubic feet	43
Seat to top of back	16.5"	COM	3.25 yds. (cushion/console) 3.5 yds. (surround) (82141FL)
Surround height from floor	29.5		3.5 yds. (cushion/console/trim rail) 3.5 yds. (surround) (82141UL)
Surround height from seat	10.25	COL	65 sq. ft. (cushion/console) (82141FL) 70 sq. ft. (cushion/console/trim rail) (82141UL)



Standard features	Options available
<ul style="list-style-type: none"> Steel tube frame Sinuous springs in seat Arms Molded plywood surround Center single console 	<ul style="list-style-type: none"> Leg finish - standard veneers on solid ash, standard or studio powder coats Caster mobile base in standard or studio powder coats Console - location left or right facing, finish standard veneers, standard and studio HPL's or solid surface Tablet in console - top finish standard veneers, standard and studio HPL's or solid surface; post finish onyx, luster grey, bone white or polished chrome Power in console - black or white finish Leather cap for surround Trim rail material - standard veneers on solid ash (82142FL) Trim rail material - fabric will match cushion fabric (82142UL)

**Loveseat with arms and low back surround 82242FL / 82242UL**

Outside dimensions	67"w x 34"d x 33.5"h	Weight	166 lbs.
Seat dimensions	52"w x 20.75"d x 18.75"h	Cubic feet	66
Seat to top of back	16"	COM	6.5 yds. (cushion) 4 yds. (surround) (82242FL)
Arm height from floor	26.25		7.25 yds. (cushion/trim rail) 4 yds. (surround) (82242UL)
Arm height from seat	7.5	COL	130 sq. ft. (cushion) (82242FL) 145 sq. ft. (cushion/trim rail) (82242UL)



Standard features	Options available
<ul style="list-style-type: none">• Steel tube frame• Sinuous springs in seat• Arms• Molded plywood surround	<ul style="list-style-type: none">• Leg finish - standard veneers on solid ash, standard or studio powder coats• Caster mobile base in standard or studio powder coats• Leather cap for surround• Arm top available as upholstered, cap, or tab. Cap/tab in veneer, HPL, or solid surface.• Power in left or right arm - black or white finish• Trim rail material - standard veneers on solid ash (82242FL)• Trim rail material - fabric will match cushion fabric (82242UL)

Standard textile & finish selection

<https://ofs.com/resources/textiles>
<https://ofs.com/resources/finishes>

Frame construction

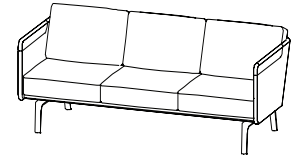
Seat	<ul style="list-style-type: none">• Steel frame with equally spaced sinuous springs topped with a fiber deck pad and covered with moisture resistant medical fabric
Back & Surround Screen	<ul style="list-style-type: none">• The surround screens are molded upholstery grade plywood covered with foam and fabric and a moisture resistant medical fabric under the upholstered back cushions.• Upholstered back cushions are attached to the screens
Upholstery	<ul style="list-style-type: none">• All fabric and leather pieces are cut with automated cutters that utilize precise patterns
Arms	<ul style="list-style-type: none">• Plywood assembly
Assembly	<ul style="list-style-type: none">• The joints are assembled using mortise and tenon or notched and slotted construction, glue and/or corner blocks, dowels, screws or staples

Foam

Seat	<ul style="list-style-type: none">• 6" premium grade foam• 30 lb. compression• 2.2 density• .75 oz. fiber overlay
Back	<ul style="list-style-type: none">• 6" premium grade foam• 30 lb. compression• 1.8 density• .75 oz. fiber overlay

**Sofa armless with low back surround 82043FL / 82043UL**

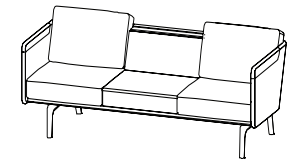
Outside dimensions	81"w x 34"d x 33.5"h	Weight	172 lbs.
Seat dimensions	78.5"w x 20.75"d x 18.75"h	Cubic feet	79
Seat to top of back	16.5"	COM	8 yds. (cushion) 4.5 yds. (surround) (82043FL) 8.5 yds. (cushion/trim rail) 4.5 yds. (surround) (82043UL)
Surround height from floor	29.5		
Surround height from seat	10.25	COL	160 sq. ft. (cushion) (82043FL) 170 sq. ft. (cushion/trim rail) (82043UL)



Standard features	Options available
<ul style="list-style-type: none">Steel tube frameSinuous springs in seatArmlessMolded plywood surround	<ul style="list-style-type: none">Leg finish - standard veneers on solid ash, standard or studio powder coatsLeather cap for surroundTrim rail material - standard veneers on solid ash (82043FL)Trim rail material - fabric will match cushion fabric (82043UL)

Sofa armless with low back surround and center console 82143FL / 82143UL

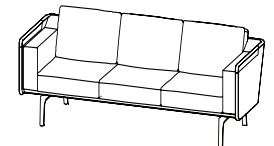
Outside dimensions	81"w x 34"d x 33.5"h	Weight	189 lbs.
Seat dimensions	26 (2)"w x 20.75"d x 18.75"h	Cubic feet	79
Seat to top of back	16.5"	COM	6.25 yds. (cushion/console) 4.5 yds. (surround) (82143FL) 6.75 yds. (cushion/console/trim rail) 4.5 yds. (surround) (82143UL)
Surround height from floor	29.5		
Surround height from seat	10.25	COL	125 sq. ft. (cushion/console) (82143FL) 135 sq. ft. (cushion/console/trim rail) (82143UL)



Standard features	Options available
<ul style="list-style-type: none">Steel tube frameSinuous springs in seatArmlessMolded plywood surroundCenter double console	<ul style="list-style-type: none">Leg finish - standard veneers on solid ash, standard or studio powder coatsConsole finish - standard veneers, standard and studio HPL's or solid surfaceTablet in console - top finish standard veneers, standard and studio HPL's or solid surface; post finish onyx, luster grey, bone white or polished chromePower in console - black or white finishLeather cap for surroundTrim rail material - standard veneers on solid ash (82143FL)Trim rail material - fabric will match cushion fabric (82143UL)

Sofa with arms and low back surround 82243FL / 82243UL

Outside dimensions	93"w x 34"d x 33.5"h	Weight	202 lbs.
Seat dimensions	78.5"w x 20.75"d x 18.75"h	Cubic feet	89
Seat to top of back	16.5"	COM	9 yds. (cushion) 4.5 yds. (surround) (82243FL) 9.5 yds. (cushion/trim rail) 4.5 yds. (surround) (82243UL)
Arm height from floor	26.25		
Arm height from seat	7.5	COL	180 sq. ft. (cushion) (82243FL) 190 sq. ft. (cushion/trim rail) (82243UL)

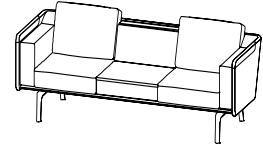


Standard features	Options available
<ul style="list-style-type: none">Steel tube frameSinuous springs in seatArmsMolded plywood surround	<ul style="list-style-type: none">Leg finish - standard veneers on solid ash, standard or studio powder coatsLeather cap for surroundArm top available as upholstered, cap, or tab. Cap/tab in veneer, HPL, or solid surface.Power in left or right arm - black or white finishTrim rail material - standard veneers on solid ash (82243FL)Trim rail material - fabric will match cushion fabric (82243UL)



Sofa with arms, low back surround and center console 82343FL / 82343UL

Outside dimensions	93"w x 34"d x 33.5"h	Weight	202 lbs.
Seat dimensions	26 (2)"w x 20.75"d x 18.75"h	Cubic feet	89
Seat to top of back	16.5"	COM	9 yds. (cushion) 4.5 yds. (surround) (82343FL) 9.5 yds. (cushion/trim rail) 4.5 yds. (surround) (82343UL)
Arm height from floor	26.25		
Arm height from seat	7.5	COL	180 sq. ft. (cushion) (82243FL) 190 sq. ft. (cushion/trim rail) (82343UL)



Standard features	Options available
<ul style="list-style-type: none"> Steel tube frame Sinuous springs in seat Arms Molded plywood surround Center double console 	<ul style="list-style-type: none"> Leg finish - standard veneers on solid ash, standard or studio powder coats Console finish - standard veneers, standard and studio HPL's or solid surface Tablet in console - top finish standard veneers, standard and studio HPL's or solid surface; post finish onyx, luster grey, bone white or polished chrome Leather cap for surround Arm top available as upholstered, cap, or tab. Cap/tab in veneer, HPL, or solid surface. Power in console, left or right arm - black or white finish Trim rail material - standard veneers on solid ash (82343FL) Trim rail material - fabric will match cushion fabric (82343UL)

Standard textile & finish selection

<https://ofs.com/resources/textiles>
<https://ofs.com/resources/finishes>


Frame construction

Seat	<ul style="list-style-type: none"> Steel frame with equally spaced sinuous springs topped with a fiber deck pad and covered with moisture resistant medical fabric
Back & Surround Screen	<ul style="list-style-type: none"> The surround screens are molded upholstery grade plywood covered with foam and fabric and a moisture resistant medical fabric under the upholstered back cushions. Upholstered back cushions are attached to the screens
Upholstery	<ul style="list-style-type: none"> All fabric and leather pieces are cut with automated cutters that utilize precise patterns
Arms	<ul style="list-style-type: none"> Plywood assembly
Assembly	<ul style="list-style-type: none"> The joints are assembled using mortise and tenon or notched and slotted construction, glue and/or corner blocks, dowels, screws or staples

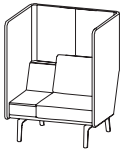
Foam

Seat	<ul style="list-style-type: none"> 6" premium grade foam 30 lb. compression 2.2 density .75 oz. fiber overlay
Back	<ul style="list-style-type: none"> 6" premium grade foam 30 lb. compression 1.8 density .75 oz. fiber overlay

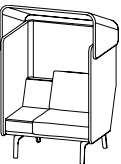
Lounge chair armless with partial surround and single console 82241F / 82241U

Outside dimensions	40.75"w x 32.5"d x 53"h	Weight	159 lbs.	
Seat dimensions	26"w x 20"d x 18.5"h	Cubic feet	85	
Seat to top of back	16.5"	COM	3.25 yds. (cushion/console) 5 yds. (surround) (82241F)	
Leg height	10"		3.5 yds. (cushion/console/trim rail) 5 yds. (surround) (82241U)	
		COL	65 sq. ft. (cushion/console) (82241F) 70 sq. ft. (cushion/console/trim rail) (82241U)	

Lounge chair armless with full surround and single console 82341F / 82341U

Outside dimensions	40.75"w x 33.5"d x 53"h	Weight	185 lbs.	
Seat dimensions	26"w x 20"d x 18.5"h	Cubic feet	87	
Seat to top of back	16.5"	COM	3.25 yds. (cushion/console) 6.5 yds. (surround) (82341F)	
Leg height	10"		3.5 yds. (cushion/console/trim rail) 6.5 yds. (surround) (82341U)	
		COL	65 sq. ft. (cushion/console) (82341F) 70 sq. ft. (cushion/console/trim rail) (82341U)	

Lounge chair armless with full surround, single console and canopy 82341F-C / 82341U-C

Outside dimensions	43"w x 33.5"d x 66.5"h	Weight	222 lbs.	
Seat dimensions	26"w x 20"d x 18.5"h	Cubic feet	92	
Seat to top of back	16.5"	COM	3.25 yds. (cushion/console) 6.5 yds. (surround) 4.25 yds. (canopy) (82341F-C)	
Leg height	10"		3.5 yds. (cushion/console/trim rail) 6.5 yds. (surround) 4.25 yds. (canopy) (82341U-C)	
		COL	65 sq.ft. (cushion/console) (82341F-C) 70 sq. ft. (cushion/console/trim rail) (82341U-C)	

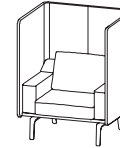
Standard features	Options available
<ul style="list-style-type: none"> Steel tube frame Sinuous springs in seat Armless Molded plywood surround Single console Molded plywood canopy (82341F-C, 82341U-C) 	<ul style="list-style-type: none"> Leg finish - standard veneers on solid ash, standard or studio powder coats Caster mobile base in standard or studio powder coats Console - location left or right facing, finish standard veneers, standard and studio HPL's or solid surface Tablet in console - top finish standard veneers, standard and studio HPL's or solid surface; post finish onyx, luster grey, bone white or polished chrome Power in console - black or white finish Trim rail material - standard veneers on solid ash (82241F, 82341F, 82341F-C) Trim rail material - fabric will match cushion fabric (82241U, 82341U, 82341U-C)

**Lounge chair with arms and partial surround 82441F / 82441U**

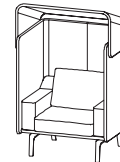
Outside dimensions	40.75"w x 32.5"d x 53"h	Weight	168 lbs.
Seat dimensions	26"w x 20"d x 18.5"h	Cubic feet	85
Seat to top of back	16.5"	COM	4 yds. (cushion/arms) 5 yds. (surround) (82441F)
Top of arm to seat	6.75"		4.25 yds. (cushion/arms/trim rail) 5 yds. (surround) (82441U)
Top of arm to floor	25.25"	COL	80 sq. ft. (cushion/arms) (82441F)
Leg height	10"		85 sq. ft. (cushion/arms/trim rail) (82441U)

**Lounge chair with arms and full surround 82541F / 82541U**

Outside dimensions	40.75"w x 33.5"d x 53"h	Weight	194 lbs.
Seat dimensions	26"w x 20"d x 18.5"h	Cubic feet	87
Top of arm to seat	6.75"	COM	4 yds. (cushion/arms) 6.5 yds. (surround) (82541F)
Top of arm to floor	25.25"		4.25 yds. (cushion/arms/trim rail) 6.5 yds. (surround) (82541U)
Leg height	10"	COL	80 sq. ft. (cushion/arms) (82541F)
			85 sq. ft. (cushion/arms/trim rail) (82541U)

**Lounge chair with arms, full surround and canopy 82541F-C / 82541U-C**

Outside dimensions	43"w x 33.5"d x 66.5"h	Weight	231 lbs.
Seat dimensions	26"w x 20"d x 18.5"h	Cubic feet	92
Seat to top of back	16.5"	COM	4 yds. (cushion/arms) 6.5 yds.(surround) 3.5 yds. (canopy) (82541F-C)
Top of arm to seat	6.75"		4.25 yds. (cushion/arms/trim rail) 6.5 yds.(surround) 3.5 yds. (canopy) (82541U-C)
Top of arm to floor	25.25"	COL	80 sq. ft. (cushion/arms) (82541F-C)
Leg height	10"		80.25 sq. ft. (cushion/arms/trim rail) (82541U-C)



Standard features	Options available
<ul style="list-style-type: none">Steel tube frameSinuous springs in seatUpholstered armsMolded plywood surroundMolded plywood canopy (82541F-C and 82541U-C)	<ul style="list-style-type: none">Leg finish - standard veneers on solid ash, standard or studio powder coatsCaster mobile base in standard or studio powder coatsArms with cap or tablet in standard veneers, standard and studio HPL's or solid surfacePower in arm with black or white finishTrim rail material - standard veneers on solid ash (82441F, 82541F, and 82541F-C)Trim rail material - fabric will match cushion fabric (82441U, 82541U, and 82541U-C)



Standard textile & finish selection

<https://ofs.com/resources/textiles>
<https://ofs.com/resources/finishes>

Frame construction

- | | |
|------------------------|--|
| Seat | <ul style="list-style-type: none">• Steel frame with equally spaced sinuous springs topped with a fiber deck pad and covered with moisture resistant medical fabric |
| Back & Surround Screen | <ul style="list-style-type: none">• The surround screens are molded upholstery grade plywood covered with foam and fabric and a moisture resistant medical fabric under the upholstered back cushions.• Upholstered back cushions are attached to the screens |
| Upholstery | <ul style="list-style-type: none">• All fabric and leather pieces are cut with automated cutters that utilize precise patterns |
| Arms | <ul style="list-style-type: none">• Plywood assembly |
| Assembly | <ul style="list-style-type: none">• The joints are assembled using mortise and tenon or notched and slotted construction, glue and/or corner blocks, dowels, screws or staples |

Foam


- | | |
|------|--|
| Seat | <ul style="list-style-type: none">• 6" premium grade foam• 30 lb. compression• 2.2 density• .75 oz. fiber overlay |
| Back | <ul style="list-style-type: none">• 6" premium grade foam• 30 lb. compression• 1.8 density• .75 oz. fiber overlay |

Tablet

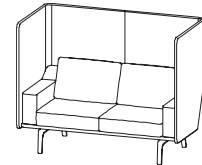
- | | |
|-----------------|---|
| Finished tablet | <ul style="list-style-type: none">• Finished tablet: MDF core with veneer top and edges |
| HPL tablet | <ul style="list-style-type: none">• MDF core with laminate on top and PVC edges |
| Tablet | <ul style="list-style-type: none">• Solid surface |

**Loveseat with arms and partial surround 82442F / 82442U**

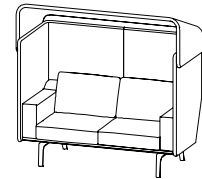
Outside dimensions	67"w x 32.5"d x 53"h	Weight	233 lbs.
Seat dimensions	52"w x 20"d x 18.5"h	Cubic feet	139
Seat to top of back	16.5"	COM	6.5 yds. (cushion/arms) 6.5 yds. (surround) (82442F)
Top of arm to seat	6.75"		7.25 yds. (cushion/arms/trim rail) 6.5 yds. (surround) (82442U)
Top of arm to floor	25.25"	COL	130 sq. ft. (cushion/arms) (82442F)
Leg height	10"		145 sq. ft. (cushion/arms/trim rail) (82442U)

**Loveseat with arms and full surround 82542F / 82542U**

Outside dimensions	67"w x 33.5"d x 53"h	Weight	249 lbs.
Seat dimensions	52"w x 20"d x 18.5"h	Cubic feet	143
Seat to top of back	16.5"	COM	6.25 yds. (cushion/arms) 8 yds. (surround)(82542F)
Top of arm to seat	6.75"		7.25 yds. (cushion/arms/trim rail) 8 yds. (surround)(82542U)
Top of arm to floor	25.25"	COL	130 sq. ft. (cushion/arms) (82542F)
Leg height	10"		145 sq. ft. (cushion/arms/trim rail) (82542U)

**Loveseat with arms, full surround and canopy 82542F-C / 82542U-C**

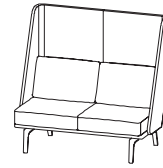
Outside dimensions	69.25"w x 33.5"d x 66.5"h	Weight	319 lbs.
Seat dimensions	52"w x 20.75"d x 18.75"h	Cubic feet	181
Seat to top of back	16.5"	COM	6 yds. (cushion/arms) 9 yds. (surround) 5.5 yds. (canopy) (82542F-C)
Top of arm to seat	6.75"		6.25, (cushion/arms/trim rail) 9 yds. (surround) 5.5 yds. (canopy) (82542U-C)
Top of arm to floor	25.25"	COL	120 sq. ft. yds. (cushion/arms) (82542F-C)
Leg height	10"		145 sq. ft. (cushion/arms/trim rail) (82542U-C)



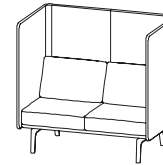
Standard features	Options available
<ul style="list-style-type: none">Steel tube frameSinuous springs in seatUpholstered armsMolded plywood surroundMolded plywood canopy (82542F-C and 82542U-C)	<ul style="list-style-type: none">Leg finish - standard veneers on solid ash, standard or studio powder coatsCaster mobile base in standard or studio powder coatsArms with cap or tablet in standard veneers, standard and studio HPL's or solid surfacePower in arm with black or white finishTrim rail material - standard veneers on solid ash (82442F, 82542F and 82542F-C)Trim rail material - fabric will match cushion fabric (82442U, 82542U and 82542U-C)

**Loveseat armless with partial surround 82042F / 82042U**

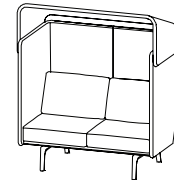
Outside dimensions	55"w x 32.5"d x 53"h	Weight	173 lbs.
Seat dimensions	52"w x 20"d x 18.5"h	Cubic feet	114
Seat to top of back	16.5"	COM	5.25 yds. (cushion) 5.75 yds. (surround) (82042F)
Leg height	10"		5.75 yds. (cushion/trim rail) 5.75 yds. (surround) (82042U)
		COL	105 sq. ft. (cushion) (82042F) 115 sq. ft. (cushion/trim rail) (82042U)

**Loveseat armless with full surround 82142F / 82142U**

Outside dimensions	55"w x 33.5"d x 53"h	Weight	199 lbs.
Seat dimensions	52"w x 20"d x 18.5"h	Cubic feet	118
Seat to top of back	16.5"	COM	5.25 yds. (cushion) 7.25 yds. (surround) (82142F)
Leg height	10"		5.75 yds. (cushion/trim rail) 7.25 yds. (surround) (82142U)
		COL	105 sq. ft. yds. (cushion) (82142F) 115 sq. ft. (cushion/trim rail) (82142U)

**Loveseat armless with full surround and canopy 82142F-C / 82142U-C**

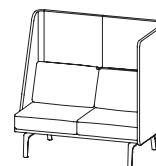
Outside dimensions	57.25"w x 33.5"d x 66.5"h	Weight	269 lbs.
Seat dimensions	52"w x 20.75"d x 18.75"h	Cubic feet	150
Seat to top of back	16.5"	COM	5 yds. (cushion) 8 yds. (surround) 5 yds. (canopy) (82142F-C) 5.25 yds. (cushion/trim rail) 8 yds. (surround) 5 yds. (canopy) (82142U-C)
Leg height	10"		
		COL	100 sq. ft. (cushion) (82142F-C) 105 sq. ft. (cushion/trim rail) (82142U-C)



Standard features	Options available
<ul style="list-style-type: none">Steel tube frameSinuous springs in seatArmlessMolded plywood surroundMolded plywood canopy (82142F-C, 82142U-C)	<ul style="list-style-type: none">Leg finish - standard veneers on solid ash, standard or studio powder coatsCaster mobile base in standard or studio powder coatsTrim rail material - standard veneers on solid ash (82042F, 82142F, 82142F-C)Trim rail material - fabric will match cushion fabric (82042U, 82142U, 82142U-C)

Loveseat armless with partial surround and full surround 82042F-HF / 82042U-HF

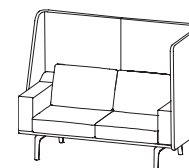
Outside dimensions	55"w x 33.5"d x 53"h	Weight	186 lbs.
Seat dimensions	52"w x 20"d x 18.5"h	Cubic feet	136
Seat to top of back	16.5"	COM	5.25 yds. (cushion) 6.75 yds. (surround) (82042F-HF)
Leg height	10"	COL	5.75 yds. (cushion/trim rail) 6.75 yds. (surround) (82042U-HF) 105 sq. ft. (cushion). (82042F-HF) 115 sq. ft. (cushion/trim rail) (82042U-HF)



Standard features	Options available
<ul style="list-style-type: none"> Steel tube frame Sinuous springs in seat Armless Molded plywood surround 	<ul style="list-style-type: none"> Leg finish - standard veneers on solid ash, standard or studio powder coats Caster mobile base in standard or studio powder coats Full surround location - left or right facing Trim rail material - standard veneers on solid ash (82042F-HF) Trim rail material - fabric will match cushion fabric (82042U-HF)

Loveseat with arms, partial surround and full surround 82442F-HF / 82442U-HF


Outside dimensions	67"w x 33.5"d x 53"h	Weight	236 lbs.
Seat dimensions	52"w x 20"d x 18.5"h	Cubic feet	164
Seat to top of back	16.5"	COM	6.5 yds. (cushion/arms) 7.25 yds. (surround) (82442F-HF) 7.25 yds. (cushion/arms/trim rail) 7.25 yds. (surround) (82442U-HF)
Top of arm to seat	6.75"	COL	130 sq. ft. (cushion/arms) (82442F-HF) 145 sq. ft. (cushion/arms/trim rail) (82442U-HF)
Top of arm to floor	25.25"		
Leg height	10"		



Standard features	Options available
<ul style="list-style-type: none"> Steel tube frame Sinuous springs in seat Upholstered arms Molded plywood surround 	<ul style="list-style-type: none"> Leg finish - standard veneers on solid ash, standard or studio powder coats Caster mobile base in standard or studio powder coats Full surround location - left or right facing Arms with cap or tablet in standard veneers, standard and studio HPL's or solid surface Power in arm with black or white finish Trim rail material - standard veneers on solid ash (82442F-HF) Trim rail material - fabric will match cushion fabric (82442U-HF)


Loveseat armless with partial surround and center single console 82242F / 82242U

Outside dimensions	67"w x 32.5"d x 53"h	Weight	231 lbs.
Seat dimensions	26 (2)"w x 20"d x 18.5"h	Cubic feet	139
Seat to top of back	16.5"	COM	5.75 yds. (cushion/console) 6.5 yds. (surround) (82242F) 6.25 yds. (cushion/console/trim rail) 6.5 yds. (surround) (82242U)
Leg height	10"	COL	115 sq. ft. (cushion/console) (82242F) 125 sq. ft. (cushion/console/trim rail) (82242U)



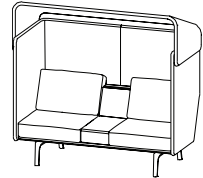
Loveseat armless with full surround and center single console 82342F / 82342U

Outside dimensions	67"w x 33.5"d x 53"h	Weight	257 lbs.
Seat dimensions	26 (2)"w x 20"d x 18.5"h	Cubic feet	143
Seat to top of back	16.5"	COM	5.75 yds. (cushion/console) 8 yds. (surround) (82342F) 6.25 yds. (cushion/console/trim rail) 8 (surround) yds. (82342U)
Leg height	10"	COL	115 sq. ft. (cushion/console) (82342F) 125 sq. ft. (cushion/console/trim rail) (82342U)



Loveseat armless with full surround, center single console and canopy 82342F-C / 82342U-C

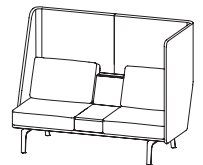
Outside dimensions	69.25"w x 33.5"d x 66.5"h	Weight	327 lbs.
Seat dimensions	26 (2)"w x 20.75"d x 18.75"h	Cubic feet	181
Seat to top of back	16.5"	COM	5.25 yds. (cushion/console) 9 yds. (surround) 5.5 yds. (canopy) (82342F-C) 5.75 yds. (cushion/console/trim rail) 9 yds. (surround) 5.5 yds. (canopy) (82342U-C)
Leg height	10"	COL	105 (cushion/console) sq. ft. (82342F-C) 115 sq. ft. (cushion/console/trim rail) (82342U-C)



Standard features	Options available
<ul style="list-style-type: none"> Steel tube frame Sinuous springs in seat Armless Molded plywood surround Center console Molded plywood canopy (82342F-C, 82342U-C) 	<ul style="list-style-type: none"> Leg finish - standard veneers on solid ash, standard or studio powder coats Caster mobile base in standard or studio powder coats Console - finish standard veneers, standard and studio HPL's or solid surface Tablet in console - top finish standard veneers, standard and studio HPL's or solid surface; post finish onyx, luster grey, bone white or polished chrome Power in console - black or white finish Trim rail material - standard veneers on solid ash (82242F, 82342F, 82342F-C) Trim rail material - fabric will match cushion fabric (82242U, 82342U, 82342U-C)

Loveseat armless with partial surround, full surround and center single console 82242F-HF / 82242U-HF

Outside dimensions	67"w x 33.5"d x 53"h	Weight	244 lbs.
Seat dimensions	26 (2)"w x 20"d x 18.5"h	Cubic feet	165
Seat to top of back	16.5"	COM	5.75 yds. (cushion/console) 7.25 yds. (surround) (82242F-HF) 6.5 yds. (cushion/console/trim rail) 7.25 yds. (surround) (82242U-HF)
Leg height	10"	COL	115 sq. ft. (cushion/console) (82242F-HF) 130 sq. ft. (cushion/console/trim rail) (82242U-HF)



Standard features	Options available
<ul style="list-style-type: none"> Steel tube frame Sinuous springs in seat Armless Molded plywood surround Center console 	<ul style="list-style-type: none"> Leg finish - standard veneers on solid ash, standard or studio powder coats Caster mobile base in standard or studio powder coats Full surround location - left or right facing Console - finish standard veneers, standard and studio HPL's or solid surface Tablet in console - top finish standard veneers, standard and studio HPL's or solid surface; post finish onyx, luster grey, bone white or polished chrome Power in console - black or white finish Trim rail material - standard veneers on solid ash (82242F-HF) Trim rail material - fabric will match cushion fabric (82242U-HF)



Standard textile & finish selection

<https://ofs.com/resources/textiles>
<https://ofs.com/resources/finishes>

Frame construction

Seat	<ul style="list-style-type: none">• Steel frame with equally spaced sinuous springs topped with a fiber deck pad and covered with moisture resistant medical fabric
Back & Surround Screen	<ul style="list-style-type: none">• The surround screens are molded upholstery grade plywood covered with foam and fabric and a moisture resistant medical fabric under the upholstered back cushions.• Upholstered back cushions are attached to the screens
Upholstery	<ul style="list-style-type: none">• All fabric and leather pieces are cut with automated cutters that utilize precise patterns
Arms	<ul style="list-style-type: none">• Plywood assembly
Assembly	<ul style="list-style-type: none">• The joints are assembled using mortise and tenon or notched and slotted construction, glue and/or corner blocks, dowels, screws or staples

Foam

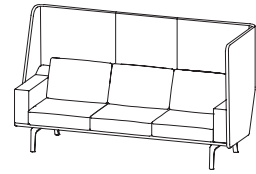
Seat	<ul style="list-style-type: none">• 6" premium grade foam• 30 lb. compression• 2.2 density• .75 oz. fiber overlay
Back	<ul style="list-style-type: none">• 6" premium grade foam• 30 lb. compression• 1.8 density• .75 oz. fiber overlay

Tablet

Finished Tablet	<ul style="list-style-type: none">• Finished tablet: MDF core with veneer top and edges
HPL Tablet	<ul style="list-style-type: none">• MDF core with laminate on top and PVC edges
Tablet	<ul style="list-style-type: none">• Solid surface

**Sofa with arms, partial surround and full surround 82443F-HF / 82443U-HF**

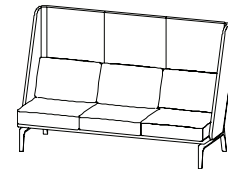
Outside dimensions	93"w x 33.5"d x 53"h	Weight	290 lbs.
Seat dimensions	78.5"w x 20"d x 18.5"h	Cubic feet	222
Seat to top of back	16.5"	COM	9 yds. (cushion/arms) 8.75 yds. (surround) (82443F-HF)
Top of arm to seat	6.75"		9.5 (cushion/arms/trim rail) 8.75 yds. (surround) (82443U-HF)
Top of arm to floor	25.25"	COL	180 sq. ft. (cushion/arms) (82443F-HF)
Leg height	10"		190 sq. ft. (cushion/arms/trim rail) (82443U-HF)



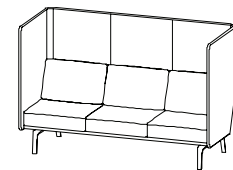
Standard features	Options available
<ul style="list-style-type: none">Steel tube frameSinuous springs in seatUpholstered armsMolded plywood surround	<ul style="list-style-type: none">Leg finish - standard veneers on solid ash, standard or studio powder coatsFull surround location - left or right facingArms with cap or tablet in standard veneers, standard and studio HPL's or solid surfacePower in arm with black or white finishTrim rail material - standard veneers on solid ash (82443F-HF)Trim rail material - fabric will match cushion fabric (82443U-HF)

Sofa armless with partial surround 82043F / 82043U

Outside dimensions	81.25"w x 32.5"d x 53"h	Weight	196 lbs.
Seat dimensions	78.5"w x 20"d x 18.5"h	Cubic feet	169
Seat to top of back	16.5"	COM	8 yds. (cushion) 6.5 yds. (surround) (82043F)
Leg height	10"		8.5 yds. (cushion/trim rail) 6.5 yds. (surround) (82043U)
		COL	160 sq. ft. (cushion) (82043F) 170 sq. ft. (cushion/trim rail) (82043U)

**Sofa armless with full surround 82143F / 82143U**

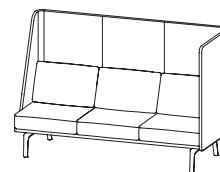
Outside dimensions	81.25"w x 33.5"d x 53"h	Weight	222 lbs.
Seat dimensions	78.5"w x 20"d x 18.5"h	Cubic feet	174
Seat to top of back	16.5"	COM	8 yds. (cushion) 8 yds. (surround) (82143F)
Leg height	10"		8.5 (cushion/trim rail) 8 yds. (surround) (82143U)
		COL	160 sq. ft. (cushion) (82143F) 170 sq. ft. (cushion/trim rail) (82143U)



Standard features	Options available
<ul style="list-style-type: none">Steel tube frameSinuous springs in seatArmlessMolded plywood surround	<ul style="list-style-type: none">Leg finish - standard veneers on solid ash, standard or studio powder coatsTrim rail material - standard veneers on solid ash (82043F, 82143F)Trim rail material - fabric will match cushion fabric (82043U, 82143U)

Sofa armless with partial surround and full surround 82043F-HF / 82043U-HF

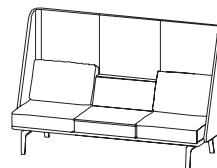
Outside dimensions	81.25"w x 33.5"d x 53"h	Weight	209 lbs.
Seat dimensions	78.5"w x 20"d x 18.5"h	Cubic feet	196
Seat to top of back	16.5"	COM	8 yds. (cushion) 8 yds. (surround) (82043F-HF)
Leg height	10"		8.5 yds. (cushion/trim rail) 8 yds. (surround) (82043U-HF)
		COL	160 sq. ft. (cushion) (82043F-HF) 170 sq. ft. (cushion/trim rail) (82043U-HF)



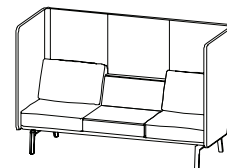
Standard features	Options available
<ul style="list-style-type: none"> Steel tube frame Sinuous springs in seat Armless Molded plywood surround 	<ul style="list-style-type: none"> Leg finish - standard veneers on solid ash, standard or studio powder coats Full surround location - left or right facing Trim rail material - standard veneers on solid ash (82043F-HF) Trim rail material - fabric will match cushion fabric (82043U-HF)

Sofa armless with partial surround and center console 82243F / 82243U

Outside dimensions	81.25"w x 32.5"d x 53"h	Weight	244 lbs.
Seat dimensions	26 (2)"w x 20"d x 18.5"h	Cubic feet	169
Seat to top of back	16.5"	COM	6.25 yds. (cushion/console) 6.5 yds. (surround) (82243F) 6.75 yds. (cushion/console/trim rail) 6.5 yds. (surround) (82243U)
Leg height	10"	COL	125 sq. ft. (cushion/console) (82243F) 135 sq. ft. (cushion/console/trim rail) (82243U)


Sofa armless with full surround and center console 82343F / 82343U


Outside dimensions	81.25"w x 33.5"d x 53"h	Weight	270 lbs.
Seat dimensions	26 (2)"w x 20"d x 18.5"h	Cubic feet	174
Seat to top of back	16.5"	COM	6.25 yds. (cushion/console) 8 yds. (surround) (82343F) 6.75 yds. (cushion/console/trim rail) 8 yds. (surround) (82343U)
Leg height	10"	COL	125 sq. ft. (cushion/console) (82343F) 135 sq. ft. (cushion/console/trim rail) (82343U)



Standard features	Options available
<ul style="list-style-type: none"> Steel tube frame Sinuous springs in seat Armless Molded plywood surround Center console 	<ul style="list-style-type: none"> Leg finish - standard veneers on solid ash, standard or studio powder coats Console - finish standard veneers, standard and studio HPL's or solid surface Tablet in console - top finish standard veneers, standard and studio HPL's or solid surface; post finish onyx, luster grey, bone white or polished chrome Power in console - black or white finish Trim rail material - standard veneers on solid ash (82243F, 82343F) Trim rail material - fabric will match cushion fabric (82243U, 82343U)

Sofa armless with partial surround, full surround and center console 82243F-HF / 82243U-HF

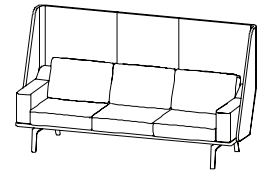
Outside dimensions	81.25"w x 33.5"d x 53"h	Weight	257 lbs.
Seat dimensions	26 (2)"w x 20"d x 18.5"h	Cubic feet	196
Seat to top of back	16.5"	COM	6.25 yds. (cushion/console) 8 yds. (surround) (82243F-HF)
Leg height	10"		6.75 (cushion/console/trim rail) 8 yds. (surround) (82243U-HF)
		COL	125 sq. ft. (cushion/console) (82243F-HF) 135 sq. ft. (cushion/console/trim rail) (82243U-HF)



Standard features	Options available
<ul style="list-style-type: none"> Steel tube frame Sinuous springs in seat Armless Molded plywood surround Center console 	<ul style="list-style-type: none"> Leg finish - standard veneers on solid ash, standard or studio powder coats Full surround location - left or right facing Console - finish standard veneers, standard and studio HPL's or solid surface Tablet in console - top finish standard veneers, standard and studio HPL's or solid surface; post finish onyx, luster grey, bone white or polished chrome Power in console - black or white finish Trim rail material - standard veneers on solid ash (82243F-HF) Trim rail material - fabric will match cushion fabric (82243U-HF)

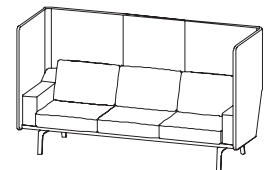
Sofa with arms and partial surround 82443F / 82443U

Outside dimensions	93"w x 32.5"d x 53"h	Weight	277 lbs.
Seat dimensions	78.5"w x 20"d x 18.5"h	Cubic feet	193
Seat to top of back	16.5"	COM	9 yds. (cushion/arms) 7 yds. (surround) (82443F)
Top of arm to seat	6.75"		9.5 yds. (cushion/arms/trim rail) 7 yds. (surround) (82443U)
Top of arm to floor	25.25"	COL	180 sq. ft. (cushion/arms) (82443F)
Leg height	10"		190 sq. ft. (cushion/arms/trim rail) (82443U)



Sofa with arms and full surround 82543F / 82543U


Outside dimensions	93"w x 33.5"d x 53"h	Weight	303 lbs.
Seat dimensions	78.5"w x 20"d x 18.5"h	Cubic feet	199
Seat to top of back	16.5"	COM	9 yds. (cushion/arms) 8.75 yds. (surround) (82543F)
Top of arm to seat	6.75"		9.5 yds. (cushion/arms/trim rail) 8.75 yds. (surround)(82543U)
Top of arm to floor	25.25"	COL	180 sq. ft. (cushion/arms) (82543F)
Leg height	10"		190 sq. ft. (cushioin/arms/trim rail) (82543U)



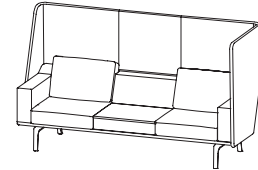
Standard features	Options available
<ul style="list-style-type: none"> Steel tube frame Sinuous springs in seat Upholstered arms Molded plywood surround 	<ul style="list-style-type: none"> Leg finish - standard veneers on solid ash, standard or studio powder coats Arms with cap or tablet in stanard veneers, standard and studio HPL's or solid surface Power in arm with black or white finish Trim rail material - standard veneers on solid ash (82443F, 82543F) Trim rail material - fabric will match cushion fabric (82443U, 82543U)

**Sofa with arms, partial surround and center console 82643F / 82643U**


Outside dimensions	93"w x 32.5"d x 53"h	Weight	295 lbs.
Seat dimensions	26 (2)"w x 20"d x 18.5"h	Cubic feet	193
Seat to top of back	16.5"	COM	7.25 yds. (cushion/arms/ console) 7 yds.(surround) (82643F) 8 & 7 yds. (82643U)
Top of arm to seat	6.75"	COL	145 sq. ft. (cushion/arms/con- sole) (82643F) 160 sq. ft. (82643U)
Top of arm to floor	25.25"		
Leg height	10"		

**Sofa with arms, partial surround, full surround and center console 82643F-HF / 82643U-HF**

Outside dimensions	93"w x 33.5"d x 53"h	Weight	307 lbs.
Seat dimensions	26 (2)"w x 20"d x 18.5"h	Cubic feet	222
Seat to top of back	16.5"	COM	7.25 & 8.75 yds. (82643F-HF) 8 & 8.75 yds. (82643U-HF)
Top of arm to seat	6.75"	COL	145 & N/A sq. ft. (82643F-HF) 160 & N/A sq. ft. (82643U-HF)
Top of arm to floor	25.25"		
Leg height	10"		

**Sofa with arms, full surround and center console 82743F / 82743U**

Outside dimensions	93"w x 33.5"d x 53"h	Weight	320 lbs.
Seat dimensions	26 (2)"w x 20"d x 18.5"h	Cubic feet	199
Seat to top of back	16.5"	COM	7.25 & 8.75 yds. (82743F) 8 & 8.75 yds. (82743U)
Top of arm to seat	6.75"	COL	145 & N/A sq. ft. (82743F) 160 & N/A sq. ft. (82743U)
Top of arm to floor	25.25"		
Leg height	10"		



Standard features	Options available
<ul style="list-style-type: none">• Steel tube frame• Sinuous springs in seat• With arms• Molded plywood surround• Center double console	<ul style="list-style-type: none">• Trim rail material• Leg finish• Tablet post finish• Tablet finish• Console top finish• Optional two tablet (in console)• Power locations (in arm, console or arms and console)



Standard textile & finish selection

<https://ofs.com/resources/textiles>
<https://ofs.com/resources/finishes>

Frame construction

- | | |
|------------------------|--|
| Seat | <ul style="list-style-type: none">• Steel frame with equally spaced sinuous springs topped with a fiber deck pad and covered with moisture resistant medical fabric |
| Back & Surround Screen | <ul style="list-style-type: none">• The surround screens are molded upholstery grade plywood covered with foam and fabric and a moisture resistant medical fabric under the upholstered back cushions.• Upholstered back cushions are attached to the screens |
| Upholstery | <ul style="list-style-type: none">• All fabric and leather pieces are cut with automated cutters that utilize precise patterns |
| Arms | <ul style="list-style-type: none">• Plywood assembly |
| Assembly | <ul style="list-style-type: none">• The joints are assembled using mortise and tenon or notched and slotted construction, glue and/or corner blocks, dowels, screws or staples |

Foam

- | | |
|------|--|
| Seat | <ul style="list-style-type: none">• 6" premium grade foam• 30 lb. compression• 2.2 density• .75 oz. fiber overlay |
| Back | <ul style="list-style-type: none">• 6" premium grade foam• 30 lb. compression• 1.8 density• .75 oz. fiber overlay |

Tablet

- | | |
|-----------------|---|
| Finished Tablet | <ul style="list-style-type: none">• Finished tablet: MDF core with veneer top and edges |
| HPL Tablet | <ul style="list-style-type: none">• MDF core with laminate on top and PVC edges |
| Tablet | <ul style="list-style-type: none">• Solid surface |