

Hydra building blocks





Table of contents


Overview - Inline	3
Inline - non ganging	4
Inline - ganging	5-6
Overview - Tessellate	7
Tessellate - single, wood slat infill	8
Tessellate - single, metal infill	9
Tessellate - single, grill infill	10
Tessellate - double, wood slat infill	11
Tessellate - double, metal infill	12
Tessellate - double, grill infill	13
Planter liner	14

Overview Inline

- Non ganging and ganging units
- Ganged units can be combined in any style and height combination
- **Planter liners** are included on all Hydra models. Three liners per unit
- Planter box finish: super matte veneers, standard or studio paints. Vertical grain direction
- Frame finish: super matte veneers, standard and studio paints
- Wire frame insert: standard and studio powder coats



Non ganging and ganging, no frame



Plan view



Non ganging, high frame



Ganging, low and high frames



Plan view



Plan view

Inline Non ganging

- Width: 42"w
- Depth: 16"d
- Heights:
 - HY-4216: 29"h
 - Low units: 65.5"h
 - High units: 83.5"h
- Freestanding units
- Three styles: no frame, open frame, and wire frame
- Wire frame features interior powder coat frame
- **Note:** Ganging option available for open and wire frame planters to attach finished end of Obeya post. No ganging option for no frame planter

No frame



HY-4216

Open frame



HY-4216OF-72, low



HY-4216OF-90, high

Wire frame



HY-4216WF-72, low



HY-4216WF-90, high



Inline Ganging

- Width: 42"w
- Depth: 16"d
- Heights:
 - HY-4216: 29"h
 - Low units: 65.5"h
 - High units: 83.5"h
- Ganged units, in any style and height combination
- Three styles: no frame, open frame, and wire frame
- Wire frame features interior powder coat frame
- **Note:** Ganging option available to attach finished end to Obeya post

No frame



HY-4216E
end unit



HY-4216C
center unit

Open frame



HY-4216LOF-72
left unit, low



HY-4216COF-72
center unit, low



HY-4216ROF-72
right unit, low



HY-4216LOF-90
left unit, high



HY-4216COF-90
center unit, high



HY-4216ROF-90
right unit, high

Inline Ganging continued

- Width: 42"w
- Depth: 16"d
- Heights:
 - HY-4216: 29"h
 - Low units: 65.5"h
 - High units: 83.5"h
- Ganged units, in any style and height combination
- Three styles: no frame, open frame, wire frame
- Open frame and wire frame feature interior powder coat frame
- **Note:** Ganging option available to attach finished end to Obeya post

Wire frame



HY-4216LWF-72
left unit, low



HY-4216CWF-72
center unit, low



HY-4216RWF-72
right unit, low



HY-4216LWF-90
left unit, high



HY-4216CWF-90
center unit, high



HY-4216RWF-90
right unit, high

Overview Tessellate


- Freestanding units
- Single and double sided
- Ganging wedge available for help stabilize angled connections. Three per connection.
- **Planter liners** are included on all Hydra models. Three liners per unit on single sided models. Six liners on double sided models
- Planter box finish: super matte veneers, standard or studio paints. Vertical grain direction
- Frame finish: super matte veneers, standard or studio paints
- Slat insert: super matte veneers, standard or studio paints
- Metal insert and ganging wedge: standard and studio powder coats



Single sided units
low frames



Single and double sided units
low and high frames



Plan view



Plan view



Ganging wedge

Tessellate Single, wood slat infill

- Width: 42"w
- Depth: 17.5"d
- Heights:
 - Low units: 65.5"h
 - High units: 83.5"h
- Four infill styles: horizontal, diagonal, wave, and circles



HY-4218MS-72
horizontal, low



HY-4218MS-90
horizontal, high



HY-4218MS-72
diagonal, low



HY-4218MS-72
diagonal, high



HY-4218MS-72
wave, low



HY-4218MS-72
wave, high



HY-4218MS-72
circles, low



HY-4218MS-90
circles, high

Tessellate Single, metal infill


- Width: 42"w
- Depth: 17.5"d
- Heights:
 - Low units: 65.5"h
 - High units: 83.5"h
- Two infill styles: perforate and wire mesh



HY-4218M-72
perforate, low



HY-4218M-90
perforate, high



Perforate detail



HY-4218M-72
wire, low



HY-4218M-90
wire, high



Wire detail

Tessellate Single, grill infill

- Width: 42"w
- Depth: 17.5"d
- Heights:
 - Low units: 65.5"h
 - High units: 83.5"h
- Three infill styles: veneer, paint, or acrylic (clear or frosted)



HY-4218V-72
veneer, low



HY-4218V-90
veneer, high



Use same model as veneer
paint, low



Use same model as veneer
paint, high



HY-4218A-72
acrylic, low



HY-4218A-90
acrylic, high

Tessellate Double, wood slat infill

- Width: 42"w
- Depth: 32.25"d
- Heights:
 - Low units: 65.5"h
 - High units: 83.5"h
- Four infill styles: horizontal, diagonal, wave and perforate



HY-4232MS-72
horizontal, low



HY-4232MS-90
horizontal, high



HY-4232MS-72
diagonal, low



HY-4232MS-72
diagonal, high



HY-4232MS-72
wave, low



HY-4232MS-90
wave, high



HY-4232MS-72
perforate, low



HY-4232MS-90
perforate, high

Tessellate Double, metal infill


- Width: 42"w
- Depth: 32.25"d
- Heights:
 - Low units: 65.5"h
 - High units: 83.5"h
- Three infill styles: perforate, wire, and mesh



HY-4232M-72
perforate, low



HY-4232M-90
perforate, high



Perforate detail



HY-4232M-72
wire, low



HY-4232M-90
wire, high



Wire detail

Tessellate Double, grill infill

- Width: 42"w
- Depth: 32.25"d
- Heights:
 - Low units: 65.5"h
 - High units: 83.5"h
- Three infill styles: veneer, paint, or acrylic (clear or frosted)



HY-4232V-72
veneer, low



HY-4232V-90
veneer, high



Use same model as veneer
paint, low



Use same model as veneer
paint, high



HY-4232A-72
acrylic, low



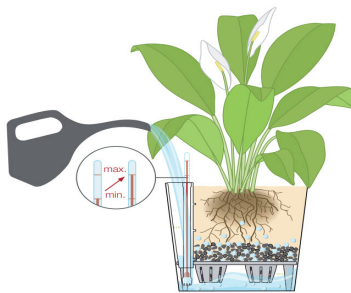
HY-4232A-90
acrylic, high

Planter liner

- Planter liners are included on all Hydra models. Three liners per unit on single sided models. Six liners on double sided models
- Planter liners have a self irrigation system included for each opening
- Separate water reservoir that is filled every 12 weeks slowly
- disperses water to the plant
- Water is filled to the max line indicator
- Every third watering, water the plant from above to hydrate the substrate
- Instruction booklet comes with all liners



Planter liner



Watering detail



Watering detail