Impulse building blocks



Table of contents

Series overview 4

Height adjustable

double pedestal desk 5
single pedestal desk 6
shell desk 7
bridge | return 8
worktable 9
bench runoff desks 9
arc bases desks 10
metal base desks 11

Built up components

desks 12
table desks 13
peninsula tables 14
bridges 15
returns 16
shell desks | credenzas 17
corner unit 18
peninsula runoff 18
credenzas, single pedestal 19
credenzas, kneespace 20
credenzas, storage 20
cockpit desks | corners | returns 21-24
3/4 pedestal desks, returns | credenzas 25-27

Worksurface storage

worksurface cabinets 28
bookcase organizers 29
highback organizers 30-32

Wallmount components

organizers 33-37
storage box 38
wall shelf 38
media panels | glass board 39-42

Table of contents, continued

Freestanding storage

bench height pedestals | cushions 43
lateral files 44
mobile pedestals 44
bookcases | shaped tops 45
towers 46-54

Modular

desk surfaces 55
peninsula supports 56
22"d worksurfaces 56
partial height modesty panel 57
drawer pedestals 58
storage pedestals 59
metal bases | height adjustable bases 60
worksurface supports 61-62

Accessories | work tools

storage tops 63
lighting 64
power supplies 65
work tools 66
wire management 67

Series overview

Height adjustable components

- Wire management column and metal wire management trough included on all models
- Table maximum weight allowance is 75 lbs.
- 1″ clearance at connections ends required for safety
- **Note:** Monitor arms cannot be clamp mounted along wall side, grommet or surface mount required
- Built up leg mechanisms are visible on pedestal, shell, bridge, return, worktable and bench runoff models when desk is in raised position
- Arc base leg mechanisms are concealed when desk is in raised position
- Built up range: 30/30.375″h-46/46.375″h
- Arc base range: 29.5/29.875″h-44.5/44.875″h
- Metal base range: 22.75/23.125″h-48.75/49.125″h
- **Note**: Overall height adjustable rang is dependant on worksurface thickness specified

Static components

- Overall worksurface height:
  - 30″h with 1″ thick worksurface
  - 30.375″h with 1.5625″ thick worksurface

Locking

- Locking standard on all pedestal storage
- Locking not available on tray drawers
- Locking optional on organizer wood or painted doors
- Lock core locations:
  - Built up with narrow pedestal: inside kneespace
  - Built up with wide pedestal: on pedestal front

Filing

- All file and lateral file drawers include rails to accommodate letter or legal filing

Height adjustable Double pedestal desk

General

- Overall dimensions: 30x60, 30x66, 30x72, 36x72
- Pedestal location based on user side. Box/box/file pedestal on left side, file/file pedestal right side
- Fixed shelf in kneespace, 16″d
- **Note:** Not recommended for use with tackboards
- Refer to series overview page for additional information

Options

- Optional 14″h partial modesty. Fixed to underside of the height adjustable worksurface on approach side. Spans entire desk width
- Optional grommets: right, left, or right and left
- Optional USB charging located in middle box drawer

Modesty types

- Static modesty: recessed or breakfront
- Recessed has a 6″ overhang on approach side
- Breakfront modesty recesses 5″ from approach side worksurface edge, sits between pedestals
- Static modesty available as full or half height
- Half height static modesty insets between pedestals and creates 11″ of wall access space at the bottom of the desk

Recessed modesty

5-7230HADPR2-3 shown
Half static modesty (HMNP)

Half static modesty with partial (HMWP)

Full static modesty (FMNP)

Full static modesty with partial (FMWP)

Breakfront modesty

5-7230HADPFT2-3 shown
Half static modesty (HMNP)

Half static modesty with partial (HMWP)

Full static modesty (FMNP)

Full static modesty with partial (FMWP)

User side

Grommets

Plan view
optional left and right grommets

Height adjustable Single pedestal desk

General

- Overall dimensions: 30x66, 30x72, 36x72
- Box/box/file pedestal handed left or right
- Fixed shelf in kneespace, 16"d
- **Note:** Not recommended for use with tackboards
- Refer to series overview page for additional information

Options

- Optional 14"h partial modesty, fixed to underside of the height adjustable worksurface on approach side. Spans entire desk width
- Optional grommets: right, left, or right and left
- Optional USB charging located in middle box drawer

Modesty types

- Static modesty: recessed or breakfront
- Recessed has a 6" overhang on approach side
- Breakfront modesty recesses 5" from approach side worksurface edge, sits between pedestals
- Static modesty available as full or half height
- Half height static modesty insets between pedestals and creates 11" of wall access space at the bottom of the desk

Recessed modesty

5-7230HARPDR2-3 shown
Half static modesty (HMNP)

Half static modesty with partial (HMWP)

Full static modesty (FMNP)

Full static modesty with partial (FMWP)

Breakfront modesty

5-7230HARPDFT2-3 shown
Half static modesty (HMNP)

Half static modesty with partial (HMWP)

Full static modesty (FMNP)

Full static modesty with partial (FMWP)

User side

Grommets

Plan view
optional left and right grommets

Height adjustable Shell desk

General

- Overall dimensions: 30x60, 30x66, 30x72, 36x72
- Panel bases are 5.5″w on user side
- Fixed shelf in kneespace, 16″d
- Straightener rail included on 66″w and 72″w desks
- **Note:** Not recommended for use with tackboards
- Refer to series overview page for additional information

Modesty types

- Static modesty recesses 3″d between end panels
- Static modesty available as full or half height
- Half height static modesty insets between pedestals and creates 11″ of wall access space at the bottom of the desk

Options

- Optional 14″h partial modesty, fixed to underside of the height adjustable worksurface on approach side. Spans entire desk width
- Optional grommets: right, left, or, right and left

Recessed modesty

Half static modesty (HMNP)
5-7230HASHEL2-3 shown

Half static modesty with partial (HMWP)

Full static modesty (FMNP)

Full static modesty with partial (FMWP)

User side

Grommets

Plan view
optional left and right grommets

Height adjustable Bridge | return

General

- Widths: 42″w, 48″w
- Depth: 22″d
- Short grain direction on worksurface
- Center grommet standard
- **Note:** Not recommended for use with tackboards
- **Note:** Cannot be added to runoff tables without extra support on the runoff
- Refer to series overview page for additional information

Bridge

- Bridge has removable inside back panel for wire management
- **Note:** Bridge must be attached at both ends, cannot be freestanding

Return

- Handed left or right
- Return pedestal can be specified as a box/box/file (C5A), or as a file/file (C5B)
- **Note:** Return must be attached at open end, cannot be freestanding

Options

- Unfinished back with cutout standard. Optional finished back, with or without grommet

Bridge

Bridge
5-2248HABR2-3 shown

Return

Return - shown with file/file (C5B)
5-2248HARPR2-3

Grommet

Standard center grommet (plan view) for bridge and return

Options
shown on bridge

Unfinished with cutout (H3V) standard

Finished (LX)

Finished with grommet (H4E)

Height adjustable Worktable

General

- Overall dimensions: 30x66, 30x72, 36x72
- Handed left or right
- Fixed partial height modesty recesses 9″ and allows for 11″ of space at the bottom
- Opposite end panel connects to perpendicular worksurface, allows for 1″ clearance
- **Note:** Used as a runoff desk, cannot be used as freestanding unit

Options

- Optional 14″h partial modesty, fixed to underside of the height adjustable worksurface on approach side
- Optional grommets: left, right, or, left and right

User side

5-7230HAWTL-3 shown

Approach side

Grommets

Plan view optional left and right grommets

Height adjustable Bench runoff

General

- Overall dimensions: 30x68, 30x74
- Actual worksurface width: 66″w, 72″w
- Worksurface is inset 2″ from wall end
- Handed left or right
- Bench height cabinet with open shelves
- Removable outside finished end panel
- Can be used with bench height media panels

Options

- Optional 14″h partial modesty, fixed to underside of the height adjustable worksurface on approach side
- Optional worksurface grommet: left, right, or, left and right
- Optional pedestal grommet: user side of height adjustable column

User side

5-7230HALSHC2-3 shown

Approach side

With optional modesty

Grommets

Optional worksurface grommets left and right shown

Optional pedestal grommet (H4J)

Height Adjustable Arc base desks

General

- Concealed lift mechanism
- 6″h double modesty centered under desk

Shell desk

- Overall dimensions: 30x60, 30x66, 30x72, 36x72
- Used as freestanding table desk
- **Note:** Not recommended for use with tackboards

Runoff desk

- 30x62, 30x68, 30x74, 36x74
- Arc base at runoff end, bench height cabinet with open shelves on wall end
- Handed left or right based on arc base location

Options

- Optional grommets: left, right, or left and right

Shell desk

5-7230HADABD-3 shown

Runoff desk
left hand shown

User side
5-7230HALRABD2-3

Approach side
interior leg view

Grommets

Plan view
optional left and right grommets

Height adjustable Metal desks

General

- Offset square column leg
- Flat foot with glide

Table desk

- Overall dimensions: 30x48, 30x54, 30x60, 30x66, 30x72, 36x72
- Long grain direction
- Optional grommets: left, right, or left and right

Bridge

- Widths: 42″w, 48″w
- Depth: 22″d
- Short grain direction
- Center grommet standard

Options

- Optional partial modesty attaches to underside of worksurface on approach side

Metal base table desk

User side, no modesty
5-7230HAD-3 shown

Approach side with partial modesty

Plan view
optional left and right grommets

Metal base bridge/return

User side, no modesty
5-2248HAB-3 shown

Approach side with partial modesty

Plan view
standard center grommet

Details

Leg detail

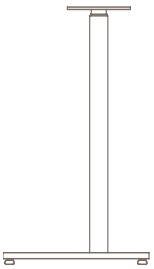

Offset leg

Built up components Pedestal desks

General notes

- Two modesty styles: Recessed or full panel
- Recessed features 6″ overhang on approach side
- Full panel features 3″ recessed modesty panel
- Full depth pedestals on breakfront or partial modesty desks

Double pedestal desk

- Overall dimensions:
  - Rectangular: 30x60, 30x66, 30x72, 36x72
  - Bow: 36x72 (30″d end panels) and 42x72 (36″d end panels)

Single pedestal desk

- Overall dimensions:
  - Rectangular: 30x66, 30x72, 36x72
  - Bow: 36x72 (30″d end panels) and 42x72 (36″d end panels)
- Handed left or right

Modesty inserts

- For use on recessed or full fixed modesty panels
- Optional modestys: breakfront or partial height
- **Note**: Breakfront option available on full modesty desk models only
- Partial height materials: wood, painted, silver frame with frosted glass insert, or wood frame with frosted acrylic insert
- **S**pecify partial modesty for wall access applications. creates 14.5″ of wall access space at the bottom of the desk

Options

- Optional grommets: left, right, or left and right
- Optional USB charging, located in upper box drawer

User Side

Double pedestal desk

Single pedestal desk

Grommets

Plan view
optional left and right grommets

Recessed modesty

Approach (FS panel)
5-7230FDPR2 double pedestal
5-7230FRPDR2 single pedestal, right

Full panel modesty

Rectangular surface (FS modesty)
5-7230FDP2 double pedestal
5-7230FRPD2 single pedestal, right

Bow surface (FS modesty)
5-7236FDPB2 double pedestal
5-7236FRPDB2 single pedestal, right

Modesty inserts

shown on full panel modesty

Breakfront (FT)
full panel modesty only

Wood partial (A7Z)

Painted partial (GX)

Silver frame with frosted glass insert (JX)

Wood frame with insert (A8A)

Built up components Table desks

Work table

- Widths: 36″w, 42″w
- Depth: 25″d
- Universal profile on top edges
- Top adjusts to computer or typing height
- Accommodates printer, aperture in rear top for paper feed
- 12″d shelf
- Wire management at bottom of back panel

Rectangular table desk

- 36x72
- Suspended frosted acrylic modesty
- Metal tapered legs, Black or Satin Nickel

Worktable

User side
CW-4225WT shown

Rectangular table desk

Approach side
5-7236TD2 shown

Built up components Peninsula tables

General

- Widths: 66″w, 72″w, 78′w, 84″w
- Handed left or right
- Includes end panel, post leg, and modesty
- **Note:** Cannot be used as freestanding unit

Rectangular/bullet

- Depths: 30″d, 36″d

P-shaped

- Depth: 36″d at narrow end, 42″d at widest point

Options

- Wood partial modesty standard. Optional inserts include: painted, silver frame with frosted glass insert, or wood frame with frosted acrylic insert
- Metal post base standard (4″ dia.). Optional veneer cylinder (4″ dia.), or veneer square (4x4)
- Optional worksurface grommet along end panel depth, on user side of the modesty

Surface shapes

Right handed desk, approach side shown
standard post and modesty

Rectangular
5-7230ERTR shown

Bullet
5-7230EBTR shown

P-shaped
5-7242EPTR shown

Grommet locations

left hand desk shown with optional grommet

Rectangular

Bullet

P-Shaped

Post bases

Metal cylinder
(standard)

Veneer cylinder
(MS)

Veneer square
(A9C)

Partial height modesty

optional inserts

Painted partial modesty
(GX)

Silver frame with insert
partial modesty (A8Q)

Wood frame with insert
partial modesty (A8A)

Built up components Bridges

General notes

- Can be used with static or height adjustable components
- **Note:** Cannot be used as freestanding unit, or with cockpit components

Bridge

- Widths: 42″w, 48″w
- Depth: 22″d
- Short grain direction
- Straight or curved top on user side
- Hinged modesty with latches standard (FX), optional hinged access panel (FZ)
- **Note**: Bridge with FX option that is attached to a height adjustable desk loses hinge modesty capability once installed

Extended bridge with end panel

- Widths: 64″w, 70″w
- Depth: 22″d
- Handed left or right
- Long grain direction
- Unfinished back panel standard, optional finished back (LX) or hinged access panel (FZ)
- Hinged panel access panel features two hinged access panels and center cantilever support
- **Note**: Hinged back cannot be used with storage

Options

- Center grommet standard. Additional grommets can be specified in any combination of left, right, and center

Bridge

Straight top
5-2248BR2 shown

Curved top
5-2248BRC2 shown

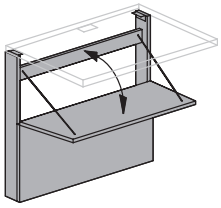

Optional hinged access panel for full height back panels only (FZ)

Extended bridge

5-2270RPRS shown

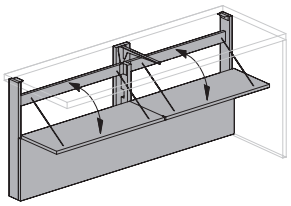

Optional hinged access panel (FZ)

Grommets

Plan view
Center grommet standard. optional left and right grommets

Built up components Return

General notes

- Widths: 42″w, 48″w
- Depth: 22″d
- Handed left or right
- **Note:** Cannot be used as freestanding unit
- Can be used with static or height adjustable desk components

Options

- Pedestal can be specified as a box/box/file (C5A), or as a file/file (C5B)
- Full (FLMD) or half (HLMD) height back panel
- Full back panel panel has option to be hinged for wall access. Hinged access panel is 4″d. Insets between pedestal and open end
- Half height back panel creates 11″ of wall access space at the bottom of the return
- Center grommet standard. Additional grommets can be specified in any combination of left, right and center

Full height back panel

Full height back panel (FMLD)
with file/file pedestal (CB5)
5-2248FRPR2 shown

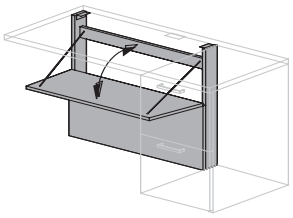

Optional hinged access panel
for full height back panels (FLFZ)

Half height back panel

Half height back panel (HLMD)
shown with file/file pedestal (CB5)

Grommets

Plan view
Center grommet standard. optional left
and right grommets

Built up components Shell | desks and credenzas

Shell desk

- Width: 72″w
- Depths: 30″d, 36″d
- 30″d desk features 3″ recessed modesty
- 36″d desk features 9″ recessed modesty
- Can be used with modular pedestals:
  - 5-1625MBFFC2 (box/box/file)
  - 5-1625MFFC2 (file/file)
- Optional grommet: right, left, or right and left

Shell credenza

- Overall dimensions: 22x72
- Can be used with modular pedestals:
  - 5-1621MBFFC2 (box/box/file)
  - 5-1621MFFC2 (file/file)
- Optional grommet: any combination of right, left, and, center locations
- Unfinished back standard (LW). Optional finished back (LX)

Options

- Full or half height modesty
- Half height modesty panel creates 11″ of wall access space at the bottom for wall access
- **Note:** Due to pedestal back being unfinished, a modular pedestal cannot be specified when half height modesty is selected. Utilize mobile pedestals should storage be needed

Shell desk

User side, full modesty (FLMD)
5-7230SHEL2 shown

Approach side, half modesty (HLMD)
5-7230SHEL2 shown

Plan view desk
optional left and right grommets

Shell credenza

Full modesty (FLMD)
5-7222SHEL2 shown

Half modesty (HLMD)
5-7222SHEL2 shown

Plan view credenza
optional left and right grommets

Built up components Corner unit

General

- Overall dimensions: 36x36, 42x42
- Grommet standard in surface corner, and on vertical end panels
- **Note:** Use with standard returns and bridges, not to be used with cockpit desk components

Grain direction

- A11: parallel to user edge
- A12: perpendicular to user edge
- A13: parallel to left modesty
- A14: parallel to right modesty

5-3636CU-2 shown with
A11 grain direction

Corner unit grain directions

A11
parallel to user edge

A12
perpendicular to user edge

A13
parallel to left modesty

A14
parallel to right modesty

Built up components Peninsula runoff

- Overall dimensions: 59.5″w x 28″d
- Used with 42x42 corner unit (5-4242CU) only
- Grain runs end to end
- Tapered metal legs, Black or Satin Nickel

Peninsula runoff

5-5928AP2

Plan view

Built up components Credenzas | single pedestal

General

- Handed left or right based on pedestal location

File/file credenza

- Widths: 60″w, 66″w, 72″w
- Depth: 22″d
- Two file drawers

Lateral file

- Overall dimension: 22x72
- Two 30″w lateral file drawers

Multi file

- Overall dimension: 22x72
- Two box drawers, one file drawer, and one 30″w lateral file drawer

Options

- Unfinished back standard (LW). Optional finished back (LX)
- Full or half back panel
- Full back panel has option to be hinged for wall access. Hinged back panel is 4″d. Back panel insets between pedestal and end panel
- Half height modesty creates 11″ of wall access space at the bottom of the desk
- Center grommet standard. Additional grommets can be specified in any combination of left, right and center

Single pedestal credenzas

File/file, full modesty (FLMD)
5-7222FCRR2 shown

Lateral file, full modesty (FLMD)
5-7222CRRL2 shown

Multi file, full modesty (FLMD)
5-7222CRRM2 shown

Half modesty (HLMD)
shown on file/file credenza

Full height back panel option

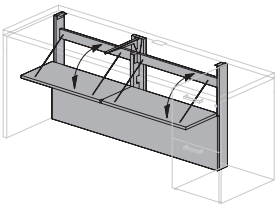

File/file credenza hinged access panel (FZ)

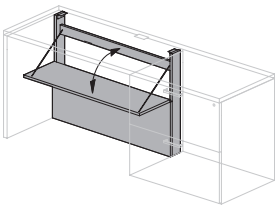

Lateral and multi file credenza hinged access panel FZ)

Grommet option

Shown with left, center, and right locations

Built up components Credenzas | kneespace

General

- Widths: 60″w, 66″w, 72″w
- Depth: 22″d
- Unfinished back standard (LW)

Options

- Full or half back panel
- Full back panel has option to be hinged for wall access. Hinged back panel is 4″d. Back panel insets between pedestal and end panel
- Half height modesty creates 11″ of wall access space at the bottom of the credenza
- Center grommet standard. Additional grommets can be specified in any combination of left, right and center

Kneespace credenza

5-7222FCR2 shown with full modesty (FLMD)

Shown with half modesty (HLMD)

Full height back panel option

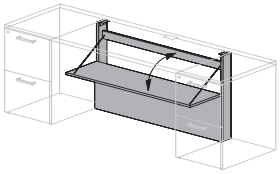

Optional hinged access panel for full height back panels only (FLFZ)

Grommet option

Center grommet standard. Optional left, right grommets shown

Built up components Credenzas | storage

Door credenza

- Widths: 60″w, 66″w, 72″w
- Depth: 22″d
- Adjustable shelf behind center doors

Lateral credenza

- Overall dimensions: 22x60
- Four 30″w lateral file drawers
- Anti-tilt mechanism

Buffet credenza

- Overall dimensions: 20x71
- Height: 35.5″h, 35.875″h
- Adjustable shelf behind each set of doors

Options

- Unfinished back standard (LW). Optional finished back (LX)

Door credenza

5-7222FCRD2 shown

Lateral credenza

5-6022CLF2

Buffet credenza

5-7036BCC2

Built up components Cockpit desks | post base

General

- Widths: 66″w, 72″w, 78″w, 84″w
- Handed left or right, determined by post location
- Includes end panel, post leg, and modesty
- **Note:** Cannot be used as a freestanding unit
- **Note**: Use with cockpit corner units and cockpit returns only

Bullet

- Depth: 48″d (36″d surface on post end)

P-shape

- Depth: 54″d overall depth. 48″d along end panel, 42″d at P-shape end

Options

- Wood partial modesty standard. Optional inserts include: painted, silver frame with frosted glass insert, or wood frame with frosted acrylic insert
- Metal post base standard (4″ dia.). Optional veneer cylinder (4″ dia.), or veneer square (4x4)
- No grommet standard. Optional worksurface grommet along end panel on connecting side

Bullet

User side, standard post/modesty
5-7248BTFL shown

Plan view
optional grommet

P shaped

User side, standard post/modesty
5-7254PTFL shown

Plan view
optional grommet

Post bases

Metal cylinder
(standard)

Veneer cylinder
(MS)

Veneer square
(A9C)

Partial height modesty

optional inserts

veneer (KC)
(standard)

Painted (GX)

Silver frame with insert (A8Q)

Wood frame with insert (A8A)

Built up components Cockpit desks | single pedestal

General

- Overall dimensions: 48x72
- 36″ end panel along pedestal side, 48″ end panel along connecting edge
- Handed left or right based on pedestal location
- **Note**: Use cockpit desks with cockpit corner units and cockpit returns only

Straight front

- Full fixed modesty panel, 9″ recess

Bow front

- Full fixed modesty panel, 3″ recess at end panel, tapers to 9″ recess at bow center

Options

- Optional modestys: breakfront or partial height
- **Note**: Breakfront option available on full modesty desk models only
- Partial height materials: wood, painted, silver frame with frosted glass insert, or wood frame with frosted acrylic insert
- Specify partial modesty for wall access applications. Creates 14.5″ of wall access space at the bottom of the desk
- Optional grommets: left, right, or left and right
- Optional USB charging located in upper box drawer

Straight front

User side, full panel (FS)
5-7248LPDC2 shown

Plan view
optional left and right grommet shown

Bow front

User side, full panel (FS)
5-7248RPDCB2 shown

Plan view
optional left and right grommet shown

Optional modesty panels
shown on full fixed modesty

Breakfront (FT)
full fixed modesty only

Wood partial (A7Z)

Painted partial (GX)

Silver frame (JX)

Wood frame (A8A)

Built up components Cockpit corner

- Overall dimensions: 48x52
- Handed left or right
- **Note:** Use with cockpit desks only. Used to create U shaped cockpit configurations
- Grain runs parallel to 48″ side
- Standard grommet in worksurface corner, and in vertical end panels

5-4852LCU2 shown

5-4852RCU2 shown

Built up components Cockpit return

General

- Widths: 42″w, 48″w
- Depth: 22″d
- Long grain direction
- **Note**: To be used with cockpit corner units only

Options

- Return pedestal can be specified as a box/box/file (C5A), or as a file/file (C5B)
- Full or half back panel
- Full height back unfinished standard (LW). Optional finished back (LX)
- Full back panel has option to be hinged for wall access. Hinged access panel is 4″d. Insets between pedestal and open end
- Half height back panel creates 11″ of wall access space at the bottom of the desk
- Center grommet standard, additional grommets can be specified in any combination of left, right and center

5-4822FRPRC2 shown with full modesty (FLMD) with file/file (C5B)

shown with half modesty (HLMD)

Shown in desk set up

Full height back panel option

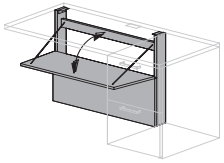

Optional hinged access panel (FZ)

Grommet option

Grommets shown in left, center, and right locations

Built up components ¾ pedestal desks

Desk general

- Rectangular or bow front
- 30″d rectangular and 36″d bow desks have full fixed 3″ recessed modesty panel
- 36″d rectangular and 42″d bow desks have full fixed 6″ recessed modesty panel

Double pedestal desk

- Rectangular overall dimensions: 30x60, 30x66, 30x72, 36x72
- Bow overall dimensions: 36x72 (30″w end panels), 42x72 (36″w end panels)

Single pedestal desk

- Rectangular overall dimensions: 30x66, 30x72, 36x72
- Bow overall dimensions: 36x72 (30″d end panels), 42x72 (36″d end panels)
- Handed left or right

Options

- Optional USB charging located in upper box drawer
- Optional grommet: right, left, or right and left

Rectangular desk

30″d desk

36″d desk

Plan view desk
optional left and right grommets

Bow desk

36″d desk

42″d desk

Plan view desk
optional left and right grommets

Double pedestal

Reference:
5-7230DP2 shown (rectangular front)
5-7236DPB2 (bow front)

Single pedestal

Reference:
5-7230RPD2 shown (rectangular front)
5-7236RPDB2 (bow front)

Built up components ¾ pedestal | return

General

- Widths: 42″w, 48″w
- Depth: 22″d
- Handed left or right
- Short grain
- **Note:** Cannot be used with cockpit corner unit

Options

- Center grommet standard. Additional grommets can be specified in any combination of left, right, and center
- Optional USB charging located in upper box drawer

Return

5-2248LPR2 shown

Grommets

Plan view return
optional left and right grommets

Built up components ¾ pedestal | credenzas

General

- Widths: 60″w, 66″w, 72″w
- Depth: 22″d

File/door credenza

- Stationary bottom shelf behind doors

Kneespace credenza

- Optional wire access slot (V8)

Single pedestal credenza

- Handed left or right
- Optional wire access slot (V8)

Options

- Optional USB charging located in upper box drawer
- Center grommet standard. Additional grommets can be specified in any combination of left, right, and center
- Unfinished back (LW) standard, optional finished back (LX)

File/door credenza

5-7222CRD2 shown

Kneespace credenza

5-7222CR2 shown

Single pedestal credenza

5-7222CRR2 shown

Optional wire access slot

For kneespace and single pedestal credenzas (shown with finished back)

Grommets

Plan view kneespace/single pedestal credenza optional left and right grommets

Worksurface storage Worksurface cabinets

General

- Widths: 15″w (single door), 30″w (double door)
- Heights: 42.5″h, 54.5″h
- Depth: 15.125″d
- Single door hinged left or right
- 42.5″h used for 72″ overall height. One stationary and two adjustable shelves
- 54.5″h used for 84″ overall height. Two stationary and two adjustable shelves

Options

- Door options: wood (standard), painted, white backpainted full glass, silver frame with frosted glass insert, wood frame with frosted acrylic insert
- Optional pull on wood or painted doors
- No locking (NL) standard. Optional locking for wood and painted door fronts

Single door

42.5″h
5-1543WSCR shown

54.5″h
5-1555WSCR shown

Double door

42.5″h
5-3043WSC

54.5″h
5-3055WSC

Options

Wood panel (HC)

Painted (A8V)

Full glass (C5J)

Silver frame (HG)

Wood frame (A8D)

Worksurface storage Bookcase organizers

General

- Widths: 30″w, 36″w
- Depth: 14″d
- Heights: 42.5″h, 54.5″h
- 42.5″h used for 72″ overall height. One stationary and one adjustable shelf
- 54.5″h used for 84″ overall height. One stationary and two adjustable shelves

Options

- Optional shaped top specified separately, see shaped top section
- Unfinished back standard (LW). Optional finished back (LX)

5-3043BC3 shown
42.5″5

5-3055BC shown
54.5″h

Worksurface storage Highback organizer | no doors

General

- Widths: 60″w, 66″w, 72″w, 78″w, 84″w, 90″w, 94″w, 96″w, 100″w, 106″w
- Depth: 14″d
- Heights: 42.5″h, 54.5″h
- 42.5″h used for 72″ overall height
- 54.5″h used for 84″ overall height. Includes adjustable shelf in each section
- Widths 60-84″w feature two sections
- Widths 90″w and up three sections
- 24″ clearance from worksurface top to bottom of cabinet
- Wire management grommet centered on upper back panel
- Task light specified separately, see lighting section

Options

- Unfinished back standard, optional finished back
- Optional integrated paper management. Creates 19″ clearance to bottom of paper manager
- Optional tackboard, see highback accessory options page

Single high

5-6043HN shown

With optional paper management (A8C)

Double high

5-6055HN shown

With optional paper management (A8C)

Grommet

Standard in upper back panel

Worksurface storage Highback organizer | hinged doors

General notes

- Widths: 60″w, 66″w, 72″w, 78″w, 84″w, 90″w, 94″w, 96″w, 100″w, 106″w
- Depth: 15″d
- Heights: 42.5″h, 54.5″h
- 42.5″h used for 72″ overall height
- 54.5″h used for 84″ overall height. Features adjustable shelf in each section
- Widths 60-84″w feature two sections with four hinged doors
- Widths 90″w and up feature three sections with six hinged doors
- 24″ clearance from worksurface top to bottom of cabinet
- Wire management grommet centered on upper back panel
- Task light specified separately, see lighting section

Options

- Unfinished back standard, optional finished back
- Optional integrated paper management. Creates 19″ clearance to bottom of paper manager
- Optional tackboard and door styles, see highback accessory options page
- Optional locking on wood or painted doors

Single high

Single high
5-6043HD4-2 shown

Single high
with paper management (A8C)

Double high

Double high
5-6055HD4 shown

Double high
with paper management (A8C)

Grommet

Standard in upper back panel

Worksurface storage Highback organizer | accessory options

Tackboards

- Available as all tackboard, or tackboard/white markerboard/tackboard combination
- Tackboards for 100″w and 106″w highback organizers are two pieces
- **Note**: Tackboard is separate model number, tackboard/white markerboard/tackboard combination is specified within the highback organizer model

Door options

- For single and double highback organizers
- Door options: wood (standard), painted, white backpainted full glass, silver frame with frosted glass insert, wood frame with frosted acrylic insert
- Optional locking on wood or painted doors

Tackboards

Fabric
5-FT7022 for highbacks, no paper management (shown)
5-FT7017 for highbacks, with paper management

Fabric with center markerboard (W4)
(specify within highback organizer model)

Door options

Wood (HC)
(standard)

Painted (A8V)

Full white back painted glass (C5J)

Silver frame with frosted
acrylic insert (HG)

Wood frame with insert (A8D)

Wallmount components Shelf organizer

General

- Widths: 30″w, 36″w, 42″w
- Depth: 14″d
- Heights: 18.5″h, 30.5″h
- 18.5″h used for 72.5″ overall height. Includes one adjustable and one stationary shelf
- 30.5″h used for 84.5″ overall height. Includes two stationary shelves

Options

- Optional tackboard and door styles, see wallmount accessory options page
- Task light specified separately, see lighting section

Single high

(2) 5-3019HSW3 shown

Double high

(2) 5-3031HSW shown

Wallmount components Open organizer

General

- Widths: 30″w, 36″w, 42″w, 48″w, 54″w, 60″w, 66″w, 72″w, 78″w, 84″w, 90″w, 94″w, 96″w, 100″w, 106″w
- Depth: 14″d
- Heights: 18.5″h, 30.5″h
- 18.5″h used for 72.5″ overall height
- 30.5″h used for 84.5″ overall height. Includes one adjustable shelf per section
- 30″w-42″w features one open section
- 48″w-84″w features two open sections
- 90″w-106″w features three open sections

Options

- Optional tackboard and door styles, see wallmount accessory options page
- Task light specified separately, see lighting section

Single high

Single high
5-6019HNW shown

Double high

Double high
5-6031HNW shown

Wallmount components Hinged door organizer

General

- Widths: 30″w, 36″w, 42″w, 48″w, 54″w, 60″w, 66″w, 72″w, 78″w, 84″w, 90″w, 94″w, 96″w, 100″w, 106″w
- Depth: 15″d
- Heights: 18.5″h, 30.5″h
- 18.5″h used for 72.5″ overall height
- 30.5″h used for 84.5″ overall height. Includes adjustable shelf in each section
- 30″w-42″w features one section with two hinged doors
- 48″w features two sections with three hinged doors
- 54″w-84″w features two sections with four hinged doors
- 90″w-106″w features three sections with six hinged doors

Options

- Integrated paper management models available
- Optional tackboard and door styles, see wallmount accessory options page
- Task light specified separately, see lighting section
- Optional locking for wood and painted doors

No paper management

Single high
5-6019HDW4-2 shown

Double high
5-6031HDW4 shown

Paper management

Single high with paper management
5-6024HDW4 shown

Double high with paper management
5-6036HDW4 shown

Wallmount components Sliding door organizer

General

- Heights: 18.5″h, 30.5″h
- 18.5″h widths: 54″w, 60″w, 66″w, 72″w, 78″w, 84″w, 90″w with two sliding doors
- 30.5″h widths: 54″w, 60″w, 66″w, 72″w with one sliding door
- Depth: 15″d
- 18.5″h used for 72.5″ overall height
- 30.5″h used for 84.5″ overall height. Features adjustable shelf in each section

Options

- Optional tackboard and door styles, see wallmount accessory options page
- Task light specified separately, see lighting section
- No locking (NL) standard. Optional locking for wood and painted doors

Single high

Single high 54-84″w models
5-6019HSDW shown

Single high
5-9019HSDW

Double high

Double high
5-6031HSDW shown

Wallmount components Door styles

- Optional doors styles for single and double high organizers with hinged or sliding doors
- Door options
  - Wood panel (standard)
  - Painted
  - White backpainted full glass
  - Silver frame with frosted glass insert
  - Wood frame with frosted acrylic insert

Wood

Standard (HC)

Painted

(A8V)

Full glass



(C5J)

Silver frame

(HG)

Wood frame

(A8D)

Wallmount components Tackboards

- Widths: 30″w, 36″w, 42″w, 48″w, 54″w, 60″w, 66″w, 72″w, 78″w, 84″w, 90″w, 94″w, 96″w, 100″w, 106″w
- Heights: 23.75″h (no paper management), 18.75″h (with paper management)
- Depth: 1″d
- Tackboards for 100″w and 106″w organizers are two pieces
- Mounts directly to the wall
- Use with single and double high wallmount organizers
- Separate models for use with organizers with and without paper management

No paper management

5-FT7223 shown

Paper management

5-FT7223 shown

Wallmount components Storage box

- Widths: 30″w, 36″w, 42″w, 48″w, 54″w, 60″w, 66″w, 72″w, 78″w, 84″w, 90″w, 94″w, 96″w, 100″w, 106″w
- Depth: 13″d
- Height: 10″h
- 30″w-42″w features two openings
- 48″w features three openings
- 54″w-84″w features four openings
- 90″w-106″w features six openings

5-6010SBW shown

Wallmount components Wall shelf

General

- Floating shelf, mount alone or with other wallmounted components
- Widths: 30″w-72″w, in 6″ increments
- Depth: 8″d
- Height: 1″h
- 5 lb. max weight per linear foot
- Mounting hardware included

Options

- Optional black trim strip

Wall shelf

5-W0860WS shown

Layout reference double shelf

Layout reference shelf with overhead

Trim strip

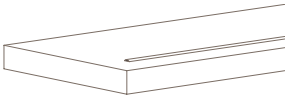

B3Z

Wallmount components Media panels | veneer, desk height

General

- For use over desk height worksurfaces
- Widths: 18″w, 24″w, 30″w, 36″w, 42″w, 48″w, 54″w, 60″w, 66″w, 72″w
- Depth: 1.125″d
- Heights: 42.5″h, 54.5″h
- 42.5″h panel used for 72.5″ and 72.875″ overall height
- 54.5″h panel used for 84.5″ and 84.875″ overall height

Options

- Optional shelf locations: Any combinations of top, middle, and bottom locations
- Overall depth with shelf: 9″d
- 5 lb. max weight per linear foot on shelving
- Optional trim strip on shelving

Model reference

5-W4330MP shown

Trim strip

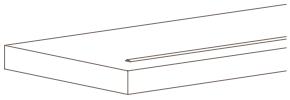

B3Z

Optional shelf locations

Top shelf (TPS1)

Middle shelf (MPS1)

Bottom shelf (BTS1)

Top, middle, and bottom shelf (TMB1)

Top and middle shelf (TMS1)

Top and bottom shelf (TBS1)

Middle and bottom shelf (MBS1)

Wallmount components Media panels | veneer, bench height

General

- For use over bench height storage
- Widths: 18″w, 24″w, 30″w, 36″w, 42″w, 48″w, 54″w, 60″w
- Depth: 1.125″d
- Heights: 42.5″h, 54.5″h
- 42.5″h panel used for 72.5″ and 72.875″ overall height
- 54.5″h panel used for 84.5″ and 84.875″ overall height

Options

- Optional shelf locations: Any combinations of top, middle, and bottom locations
- Overall depth with shelf: 9″d
- 5 lb. max weight per linear foot on shelving
- Optional trim strip on shelving

Model reference

5-W5430MP shown

Trim strip

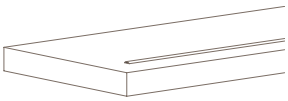

B3Z

Optional shelf locations

Top shelf (TPS1)

Middle shelf (MPS1)

Bottom shelf (BTS1)

Top, middle, and bottom shelf (TMB1)

Top and middle shelf (TMS1)

Top and bottom shelf (TBS1)

Middle and bottom shelf (MBS1)

Wallmount components Media panels | markerboard, upholstered

General

- Desk height models:
  - Use 42.5″h panel for 72.5″ and 72.875″ overall height
  - Use 54.5″h panel for 84.5″ and 84.875″ overall height
- Low height models:
  - Use 53.5″h panel for 72.5″ and 72.875″ overall height
  - Use 65.5″h panel for 84.5″ and 84.875″ overall height
- Depth: 1.125″d

Markerboard

- White laminate markerboard
- Desk height widths: 18″, 24″, 30″, 36″, 42″, 48″, 54″, 60″, 66″, 72″. Two piece panel for 54″-72″w panels at 54.5″h
- Low height widths: 18″, 24″, 30″, 36″, 42″, 48″

Upholstered

- Tackable fabric board
- Desk height widths: 18″, 24″, 30″, 36″, 42″, 48″, 54″, 60″, 66″, 72″. Two piece panel for 48″-72″w tackboards, both heights
- Low height widths: 18″, 24″, 30″, 36″, 42″
- **Note**: Non-directional fabric only

Markerboard

5-L4330MP shown

5-L5430MP shown

Upholstered

5-U4330MP shown

5-U5430MP shown

Wallmount components Glass board

General

- White back painted glass, magnetic
- Widths: 18″w-72″w, in 6″ increments
- Depth: 0.5″d
- Height: 42″h

Options

- Optional marker tray, aluminum

5-G4230MP shown

Optional marker tray (B5E)

Freestanding storage Bench height pedestals

General

- Widths: 30″w, 60″w, 90″w
- Depth: 22″d
- Height: 19″h
- Standard with open shelf in each cabinet section
- Locking standard on Z3/A8G file drawer only

Options

- Additional cabinet configurations: four tray drawer, tray/file drawer
- Optional painted top drawer front
- Optional USB charging in upper tray drawer when specifying A8F or A8G configuration

Single

5-3022SHC
standard shelf (Z1) shown

Double

5-6022SHC
standard shelf (Z1) shown

Triple

5-9022SHC
standard shelf (Z1) shown

Optional configurations

Four tray (A8F) | tray/file (A8G)
with painted top drawer

Freestanding storage Bench height cushions

- Widths: 29.88″w, 59.88″w, 89.88″w
- Height: 1.5″h
- Full depth (no media panel): 22″d
- Media depth (use with media panel): 20.75″d

Cushions

Single
5-3022SC (full depth)
5-3021SC (media panel depth)

Double
5-6022DC (full depth)
5-6021DC (media panel depth)

Triple
5-9022TC (full depth)
5-9021TC (media panel depth)

Freestanding storage Lateral files

- Widths: 30″w, 36″w, 42″w
- Depth: 22″d
- Heights:
  - 2 Drawer lateral: 30/30.375″h
  - 3 Drawer lateral: 43.875/44.25″h
  - 4 Drawer lateral: 57.75/58.125″h
- **Note**: Overall height depends on top thickness specified
- Unfinished back standard, optional finished back
- Anti-tilt mechanism included

2 Drawer lateral
5-3022LF2-2 shown

3 Drawer lateral
5-3044LF3 shown

4 Drawer lateral
5-3058LF4 shown

Freestanding storage Mobile pedestals

Finished top

- 15.625″w x 20.75″d x 25.375″h
- Box and file drawer
- Finished top
- Exposed casters

Cushion top

- 15.625″w x 20.75″d x 20.9375″h
- Tray and file drawer
- Seat cushion
- Recessed casters

Finished top

5-1621MP2

Cushion top

5-1621MPC

Freestanding storage Bookcases

- Widths: 30″w, 36″w
- Depth: 14″d
- Heights:
  - 28.8125″h: one stationary and one adjustable shelf
  - 48.5″h: one stationary and two adjustable shelves
  - 59.875″h: two stationary and two adjustable shelves
  - 72.5″h/72.875″h: two stationary and three adjustable shelves
  - 84.5″h/84.875″h: two stationary and four adjustable shelves
- Unfinished back (LW) standard, optional finished back (LX)

28.8125″h
5-3030BC2 shown

48.5″h
5-3048BC2 shown

59.875″h
5-3060BC2 shown

72.5/72.875″h
5-3072BC2 shown

84.5/84.875″h
5-3084BC shown

Freestanding storage Shaped tops

- Use with bookcase organizers and freestanding bookcases
- Widths:
  - 30″w and 36″w (use over one unit)
  - 60″w and 72″w (spans over two unit)
  - 90″w and 108″w (spans over three units)
- Depth: 14.125″d
- Height: 1″h, 1.5625″h
- Finished on top
- **Note**: Use with models under 72″h

Single - 30″ and 36″w
5-3014MBCT shown

Double - 60″ and 72″w
5-6014MBCT shown

Triple - 90″ and 108″w
5-9014MBCT shown

Freestanding storage Towers | overview

- Towers are available as:
  - Storage wardrobe
  - Full door
  - Narrow (15.625″w, with or without wardrobe)
  - Wide (30″w and 36″w, with or without wardrobe)
- Depth: all towers are 22″d
- Heights:
  - 72.5″h/84.5″h: For 1″ worksurfaces
  - 72.875″h/84.875″h: For 1.5625″ worksurfaces
- Narrow and wide towers have three options for upper section: open shelving, combination open/door shelving, closed door shelving
- 30″w and 36″w models include anti-tilt mechanism

Storage wardrobe

Full door

Narrow

Wide

Narrow wardrobe

Wide wardobe

Freestanding storage Towers | door styles

- Door options:
  - Wood panel (standard)
  - Painted
  - White backpainted full glass
  - Silver frame with frosted glass insert
  - Wood frame with frosted acrylic insert

Wood (HC)
standard

Painted (A8V)

Full glass (C5J)

Silver frame (HG)

Wood frame (A8D)

Freestanding storage Tower | open display

General

- Widths: 15.625″w, 30″w, 36″w
- Depth: 22″d
- 72.5″h/72.875″h towers feature one stationary and two adjustable shelves
- 84.5″h/84.875″h towers feature two stationary and two adjustable shelves
- Refer to tower overview section for additional information

Options

- Unfinished back standard (LW). Optional finished back (LX)

Narrow tower

15.625″w
5-1672SCN shown

15.625″w
5-1684SCN shown

Wide tower

30″w and 36″w
5-3072SCLN shown

30″w and 36″w
5-3084SCLN shown

Freestanding storage Tower | door/open display

General

- Widths: 15.625″w, 30″w, 36″w
- 72.5″h/72.875″h towers feature one stationary and one adjustable open shelf, and one stationary shelf behind door
- 84.5″h/84.875″h towers feature one stationary and one adjustable open shelf, and one stationary and one adjustable shelf behind door
- 15.625″w models are handed left or right
- Double door for 30″w and 36″w models
- No pull on doors
- Refer to tower overview section for additional information

Options

- Unfinished back standard (LW). Optional finished back (LX)
- Optional doors, see tower door style section

Narrow tower

15.625″w
5-1672RSCO shown

15.625″w
5-1684RSCO shown

Wide tower

30″w and 36″w
5-3072SCLO shown

30″w and 36″w
5-3084SCLO shown

Freestanding storage Towers | door

General

- Widths: 15.625″w, 30″w, 36″w
- 72.5″h/72.875″h towers feature one stationary and two adjustable shelves behind doors
- 84.5″h/84.875″h towers feature two stationary and two adjustable shelves behind doors
- 15.625″w models handed left or right
- Double door for 30″w and 36″w models
- Pull included on double door models
- Refer to tower overview section for additional information

Options

- Unfinished back standard (LW). Optional finished back (LX)
- Optional doors, see tower door style section

Narrow tower

15.625″w
5-1672LSCD shown

15.625″w
5-1684LSCD shown

Wide tower

30″w and 36″w
5-3072SCL shown

30″w and 36″w
5-3084SCL shown

Freestanding storage Towers | full door

General

- Width: 15.625″w
- Door handed left or right
- Interior specified as shelving or wardrobe
- Refer to tower overview section for additional information

Shelf tower

- 72.5″h/72.875″h towers features two stationary and three adjustable shelves.
- 84.5″h/84.875″h towers features three stationary and three adjustable shelves

Wardrobe tower

- Full length storage with hanging bar
- 72.5″h/72.875″h towers features one stationary and one adjustable shelf
- 84.5″h/84.875″h towers features two stationary and one adjustable shelf

Options

- Unfinished back standard (LW). Optional finished back (LX)

Shelf tower

5-1672RSC shown

5-1684RSC shown

Wardrobe tower

5-1672RSW shown

5-1684RSW shown

Freestanding storage Towers | storage wardrobe

General

- Widths: 30″w, 36″w
- Two hinged doors with pulls
- Left side:
  - 72.5″h/72.875″h towers features one stationary and one adjustable shelf
  - 84.5″h/84.875″h towers features two stationary and one adjustable shelf
- Right side:
  - Wardrobe with metal coat rod
  - 72.5″h/72.875″h towers features one stationary and one adjustable shelf
  - 84.5″h/84.875″h towers features two stationary and one adjustable shelf
- Refer to tower overview section for additional information

Options

- Unfinished back (LW) standard. Optional finished back (LX)

5-3072SW shown

5-3084SW shown

Freestanding storage Wardrobe towers | open display

General

- Widths: 24″, 40″, 46″
- Wardrobe handed left or right
- Wardrobe side: full length door, hanging bar, one stationary shelf. 84″h/85″h towers has two stationary shelves
- 72.5″h/72.875″h towers feature one stationary and two adjustable shelves above pedestals
- 84.5″h/84.875″h towers feature two stationary and two adjustable shelves above pedestals
- Refer to tower overview section for additional information

Options

- Unfinished back standard (LW). Optional finished back (LX)

Open display

24″w
5-2472RSCNW shown

24″w
5-2484RSCNW shown

40″w and 46″w
5-4072RSCLWN shown

40″w and 46″w
5-4084RSCLWN shown

Freestanding storage Wardrobe towers | closed door

General

- Widths: 24″, 40″, 46″
- Wardrobe handed left or right. 24″w cabinet door hinges same as wardrobe
- Wardrobe side: full length door, hanging bar, one stationary shelf. 84.5″h/84.875″h towers have two stationary shelves
- 72.5″h/72.875″h towers feature one stationary and two adjustable shelves above pedestals
- 84.5″h/84.875″h towers feature two stationary and two adjustable shelves above pedestals
- Refer to tower overview section for additional information

Options

- Unfinished back standard (LW). Optional finished back (LX)

Closed door

24″w
5-2472RSCW shown

24″w
5-2484RSCW shown

40″w and 46″w
5-4072RSCLW shown

40″w and 46″w
5-4084RSCLW shown

Freestanding storage Towers | shaped tops

- Widths: 15.625″w, 24″w, 30″w, 36″w, 40″w, 46″w
- Heights: 1″h, 1.5625″h
- Depth: 22.125″d
- For use on all towers, with or without wardrobes
- Shaped front, unfinished on top
- **Note**: Top width will match tower width
- **Note**: Front will overhang on towers without top door

Narrow tower top

5-1622MST shown with 1″ thickness on open front tower

5-1622MST shown with 1.5625″ thickness on door tower

Wide tower

5-3022MST shown with 1″ thickness

Wide tower with wardrobe



5-4022MST shown,with 1.5625″ thickness

Modular components Desk worksurfaces

General

- Height: 1″h, 1.5625″h
- **Note:** Modular components cannot be used as a freestanding unit
- Reference desk surface support section for support models

Rectangular

- Widths: 66″, 72″, 78″, 84″
- Depths: 30″d, 36″d
- Optional grommet: right, left, or right and left

Bullet

- Widths: 66″w, 72″w, 78″w, 84″w
- Depths: 30″d, 36″d
- Optional grommet. Located on wall end depth, single location only: left, center, or right. Center grommet cannot be specified with modesty

P-shaped

- Widths: 66″w, 72″w, 78″w, 84″w
- Depth: 42″d at widest point, 36″d along wall end
- Handed left or right
- Optional grommet centered on wall end depth

Trapezoid

- Widths: 66″w, 72″w, 78″w, 84″w
- Depth: 30″d (24″d along narrow edge) or 36″d (30″d along narrow edge)
- Optional grommet. Located along wall end depth, single location only: left, center, or right. Center grommet cannot be specified with modesty

Arc front

- Bow located on approach side
- Widths: 66″w, 72″w, 78″w, 84″w
- Depth: 30″d (24″d along narrow edge) or 36″d (30″d along narrow edge)
- Handed left or right
- Optional grommet centered along wall end depth

Rectangular

5-7230MCT shown with optional left and right grommets

Bullet

5-7230BT shown with optional left, center, or right grommet (one location only)

P-shape

5-7242PTL shown with optional center grommet

Trapezoid

5-7230TZT shown with optional left, center or right grommet (one location only)

Arc front

Arc Front, 5-7230AFTL shown optional center grommet

Modular components Peninsula supports

General

- Used to support shaped ends on bullet, P-shaped, and cockpit desk surfaces with post legs

End panel

- Widths: 30″w, 36″w
- End panel width to coordinate with worksurface depth

Bases

- Used to support shaped ends on bullet, P-shaped, and cockpit desk surfaces with post legs
- 5-CB4: metal, cylinder, 4″dia.
- 5-CB5 veneer, cylinder, 4″dia.
- 5-WB4 veneer, square, 3.625x3.625

End panel

5-2930TEP2 shown

Bases

5-CB4 5-CB5 5-WB4

Modular components 22″d worksurfaces

General

- Use as return and credenza worksurfaces
- Long or short grain
- Widths: 30″w-106″w
- Depth: 22″d
- Heights: 1″h, 1.5625″h
- Maximum unsupported worksurface span is 48″w
- Maximum unsupported worksurface span when using back panel is 72″w

Options

- Optional grommet. Any combination of right, left and, center locations

Long grain

5-4822MCT2 shown with optional left, right, and center grommet

Short grain

5-2248MCT2 shown with optional left, right, and center grommet

Modular components Partial height modesty panel

General

- Modesty styles:
  - Wood (standard)
  - Painted
  - Silver frame with frosted glass insert
  - Wood frame with frosted acrylic insert
- **Note**: For use with specific surface and base combinations as noted under applications section

Partial modesty applications

- 45″w modesty: used with 66″w runoff tops with column base
- 49.31″w modesty: used with 66″w rectangular and arc runoff tops with drawer pedestal and end panel
- 51″w modesty: used with 66″w rectangular and arc runoff tops with drawer pedestal, or with 72″w runoff tops with column base
- 55.31″w modesty: used with 72″w rectangular and arc runoff tops with drawer pedestal and end panel
- 57″w modesty: used 72″w rectangular and arc runoff tops with drawer pedestal, or with 78″w runoff tops with column base
- 61.31″w modesty: used with 78″w rectangular and arc runoff tops with drawer pedestal and end panel
- 63″w modesty: used 78″w rectangular and arc runoff tops with drawer pedestal, or with 84″w runoff tops with column base
- 67.31″w modesty: used with 84″w rectangular and arc runoff tops with drawer pedestal and end panel
- 69″w modesty: used 84″w rectangular and arc runoff tops with drawer pedestal

Wood

5-1251TMP shown standard

Painted

5-1251TMP shown with X9 option

Silver frame



5-1251TMPG shown

Wood frame

5-1251WFMP shown

Modular components Drawer pedestals

General

- Height: 28.8125″h
- Use with modular worksurfaces and shells
- **Note**: Use 24.6875″d pedestals with shell desks, and 20.75″d pedestals with shell credenzas when full height modesty is specified
- Unfinished back
- Use with modular back panels or filler strip to finish back or ends
- **Note:** Cannot be used as freestanding units

Box/box/file

- Widths: 15.625″w, 30″w, 36″w
- 15.625″w pedestal depths: 20.75″d, 24.6875″d, 28.6875″d, and 34.6875″d
- 30″w/36″w pedestal depths: 20.75″d
- Optional USB charging in upper box drawer

File/file

- Width: 15.625″w
- Depths: 20.75″d, 24.6875″d, 28.6875″d, 34.6875″d

Lateral file

- Widths: 30″w, 36″w, 42″w
- Depth: 20.75″d

Multi file

- Width: 30″w
- Depth: 20.75″d
- Handed left or right based on file drawer location
- Optional USB charging in upper box drawer
- **Note**: Pencil drawer insert cannot be used with multifile box drawers

Box/box/file

15.625″w
5-1621MBFC2 shown

30″w or 36″w
5-3021MBFC shown

File/file

15.625″w
5-1621MFFC2 shown

Lateral file

30″w, 36″w, 42″w
5-3021MFC2 shown

Multifile

5-3021MMFL2

5-3021MMFR2

Modular components Storage pedestals

General

- Use with 22″d modular worksurfaces and shells
- Unfinished back, use with modular back panels or filler strip
- **Note:** Cannot be used as freestanding units

Shelf pedestals

- Open or double hinged door
- Widths: 30″w, 36″w
- Depths: 20″d (open), 20.75″d (hinged door)
- One stationary and one adjustable shelf

CPU pedestals

- Widths: 15.625″w, 30″w
- Depth: 20″d
- 15.625″w model includes wall access wire management cutout in the back
- 30″w model includes wall access open back on left side, and adjustable shelf with finished back on right side

Shelf pedestals

Open
5-3021MOC shown

Hinged door
5-3021MDC2

CPU pedestal

5-1621MCPU

Elevation

5-3021MCPU2

Elevation

Modular components Metal legs

General

- Height: 28.25″h
- Supports runoff and peninsula desks
- Set of two

Tapered leg

- Tapers from 2.5″ at the top to 1″ at the bottom
- Black or nickel
- 5″x5″ connector plate

Square

- 2″ square

Reese

- ½″ slim profile square
- **Note**: Used with rectangular worksurfaces only
- 36x72 max size worksurface, straightener rails required for central support

Tapered

MLC-2 (silver)
MLX-2 (Black)

Square



5-L2S

Reese

5-R7L

Modular components Metal height adjustable bases

General

- Use with 22″d, 30″d, or 36″d worksurfaces
- Worksurface width range: 48″w-72″w
- Electric base
- Square leg profile
- Flat foot with glide

Options

- Center or offset leg

5-HA30KCSE shown

Leg detail

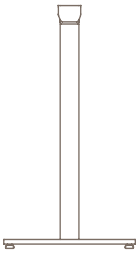

Center leg
(KCSE models)

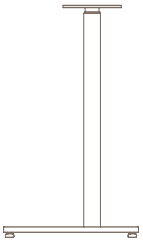

Offset leg
(KFSE models)

Modular components Worksurface supports

General

- Vertical support height: 28.8125″h

End panels

- Widths: For 22″d, 30″d, or 36″d worksurfaces
- Use TEP models for full depth end support, and with fold down access panel on 22″d worksurfaces
- Use MEP models for all other surfaces. **Note**: Must use with back panel or 5-2812SP support panel

Support panel

- Width: 12″w
- Depths: 1.0625″d
- Used on 22″d worksurfaces to create L support with end panel, or as perpendicular support with back panel

Support base

- Width: 12″w
- Depth: 12″d
- Used as central support for unsupported spans wider than 48″ when a back panel is not used, or to support worksurfaces at a seam

Wing end assembly

- Width: 15.625″w
- Depths: 26″d, 30″d, 36″d
- Use on 30″d and 36″d surfaces
- Handed left or right
- Ships KD

Breakfront modesty

- Widths: 34.75″w, 40.75″w, 46.75″w, 52.75″w
- Spans between two pedestals or wing assemblies to create a breakfront look
- Use with 66″w, 72″w, 78″w, and 84″w modular rectangular desk worksurfaces

Worksurface straightener

- Widths: 47.5″w, 54″w, 60″w, 66″w
- Height: .75″h
- Depth: 1.6875″d
- Used when unsupported worksurface span is greater than 48″w
- Use one for 22″d worksurfaces, and two for 30″d or 36″d worksurfaces

End panel

End panel
5-2930MEP2 shown

Support panel

Support panel
5-2812SP2

Support base

Support base
5-1212SB2

Wing end assembly

Wing end assemblies
5-1630LWA shown (left)
5-1630RWA shown (right)

Breakfront modesty

Breakfront desk modesty
5-2941MCB shown

Worksurface straightener



Worksurface straightener
SPTR48 shown

Modular components Back panels

General

- Height: 28.8125″h

Static back panel

- Widths: 15.625″w-106″w
- Depth: 1.0625″d
- Spans behind pedestals
- Unfinished back standard. Optional finished back
- Optional wire access slot

Fold down back panel

- Widths: 12″w-94″w, in 1/16″ increments
- Depth: 4″d
- Used to enclose unit, while maintaining wall access
- Spans any width between 12″w-94″w in 1/16″ increments
- Unfinished back
- 12″w-48″w features one fold down access panel
- 48.0625″w-94″w features two fold down access panels and center cantilever support

Static back panel

5-2948MCB2 shown
with optional wire access slot

Fold down back panel

5-29MFBC shown

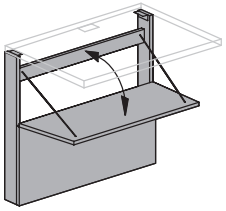

12″w-48″w fold down door detail

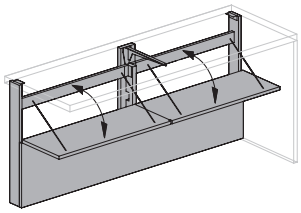

48.0625″w-94″w fold down door detail

Modular components Filler panel

- Width: 3″w
- Depth: 1.0625″d
- Height: 28.8125″h
- Use to fill the gap between a modular pedestal back and surface overhang when static back panel is not used

5-2903BFP2

Accessories Storage tops

Hutch crown

- For use on highback and wallmounted organizers
- Widths: 60″w-106″w
- Finished on front, left and right sides
- No accent (LY) standard. Optional matte silver accent (MC)

Shaped top

- For use on highback and wallmounted organizers
- Widths: 30″w-106″w
- **Note**: 30″w and 36″w can also be used on bookcases 72″h and higher
- Unfinished on top

Hutch crown

5-60CRN2 shown
on wallmounted organizer

Optional matte silver accent (MC)

Shaped top

5-6015MST shown
1.5625″h shown on wallmount organizer

Accessories Lighting

Organizer lights

- For wallmount and highback organizers only
- Fluorescent (TL-1, TL-2 and TL-6): TL-1 cannot be used with 30″ or 36″w wallmount organizers, on/off switch
- LED warm light (TL-9, TL-10): Black LED task light, on/off switch
- LED Energy Efficient 5200K (TL-14, TL-15, TL-16): Silver frame, On/Off Switch
- LED task light efficient 3000K (TL-27, TL-28, TL-29, TL-30): Black alloy frame, touch and hold dimming

Tilly

- 6″ diameter table top base or clamp mount
- **Note:** Clamps to worksurfaces 0.5″-1.25″ thick
- Single or double arm
- Powder coated aluminum
- Brightness dimming
- 3′ silver cord and 9′ black 18 WATT wall transformer
- Automatic shutoff after 10 hours
- Optional USB

Ella

- Two heights: freestanding floor lamp or surface mounted
- Frosted acrylic diffuser
- Powder coated aluminum/steel
- Brightness dimming
- 11′ cord
- Automatic shutoff after 10 hours
- Optional 2-amp USB-A charging ports (surface mount only)
- **Note:** Surface mount requires a 3.5″ diameter hole and mounts to a surface that is .935″ to 1.185″ thick

Organizer lights

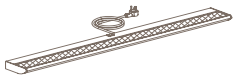

Fluorescent
TL-1, TL-2, TL-6

LED
TL-9, TL-10

LED
TL-14, TL-15, TL-16



LED
TL-27, TL-28, TL-29, TL-30

Tilly

LCA-TL3BM shown

Ella

LCA-TL1
shown with table base

Accessories Power supplies

- OFS offers a wide variety of recessed, undermount, and clamp mounted power supplies. You can view all available power options through this link

PS-3UM

PS-3CM

PS-77

PS-69



PS-71S shown

PS-92W shown

PS-100WL shown

PS-90B shown with H8P accent

Accessories Work tools

Keyboard tray
- Wood Keyboard Tray WK/S: extendable tray

Monitor arms
- Monitor arm MA-1 (single) and MA-1D (double), clamp on

Center drawer
- Integrated pencil tray mounts to underside of surface
- Not compatible with tables that use straighteners or troughs
- Use OCD with single and double pedestal desks and peninsula tops with no modesty
- Use OCD1 with peninsula tops with a modesty

Pencil drawer
- Black molded plastic
- Flush mounts to the underside of worksurface

Pencil tray
- Black molded plastic or PET
- Use in box drawers
- **Note**: Not for use with MPD12 multi file pedestals

CPU Holder
- Mounts to underside of worksurface

Mounting block
- 6-TFBLK used with PD-1 pencil drawer when worksurface straighteners are used
- Four per package
- Black

Keyboard tray

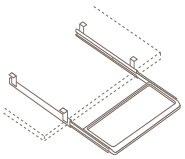

Wood keyboard tray
WK/S

Monitor arms

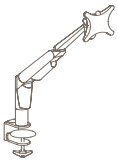

Single arm
MA-1

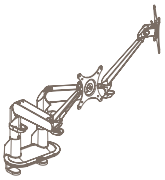

Double arm
MA-1D

Center drawer

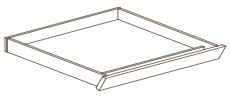

OCD/OCD1

Pencil drawer

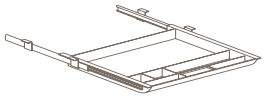

PD-1

Pencil tray

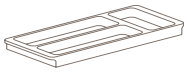

DA16-1 plastic
DA16-2 PET

CPU holder

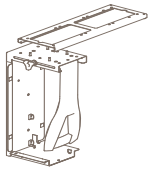

CPUH-1

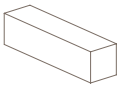

Mounting block
TFBLK

Accessories Wire management

Velcro wire manager

- Set of four
- Not intended for heavy duty cabling

Undersurface clip

- Mounts to underside of surface
- Three positions
- Not intended for heavy duty cabling

Plastic wire manager

- Widths: 36″w, 48″w, 60″w
- Depth: 2.5″d
- Height: 1.125″h
- Black plastic
- Can be field cut

Wire basket manager

- Widths: 18.13″w, 33.13″w
- Depth: 2.25″d
- Height: 4.25″h

PET wire manager

- Widths: 44″w, 56″w
- Depth: 8″
- Height: 2.5″h
- Mounts horizontally along underside of surface

Fabric wire manager

- Fabric wire manager and table to table connection are commonly used to manage wires that span from a height adjustable surface to a fixed height surface

Height adjustable

- Adjustable height wire manager commonly used in stand alone height adjustable table applications

Velcro wire manager

WM-V4

Undersurface clip

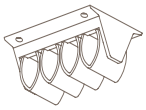

CM30-NR

Plastic wire manager

Plastic wire manager
WM2-36 shown

Wire basket

Wire basket manager
WBT33H shown

Deep wire basket

Deep wire basket manager
DWBT33H shown

PET manager

PET wire manager
WM-P32 shown

Fabric wire manager

Fabric wire manager
WM-HA6

Height adjustable



Table desk manager
WM-HA

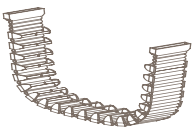

Table to table manager
WM-HA2 shown