














Pulls						
						
Grip	Era	Axis	Empire	Icon	Forte	Ice
						
Oval	Duet	Optix	Curved	Luxe	Crest	

### Standard finish / textile selection

<https://ofs.com/resources/textiles>  
<https://ofs.com/resources/finishes>

### Construction

- Inner and Outer chassis:
- All 3/4" thick particle board cores faced with TFL laminate and PP banding
- Dowel pin and Cam & Bolt construction, including wood screws and pocket bores.

### Glides

- Non-marring adjustable glides

### Locking

- Intermix is standard non-locking
- Locking options are available at an upcharge

### Pulls

- Thirteen options available in standard and studio powder coats - Grip, Era, Axis, Empire, Icon, Luxe, Optix, Oval, Ice, Duet, Crest, Curved or Forte

### Features

- SCS Indoor Advantage Gold Certified

### Carton/packaging

- Unit is packed in a carton. A cardboard edge protector and end caps are placed around the edges of the units.