

## Kaleid building blocks

---





## Table of contents

<a href="#"><u>Overview</u></a>	3
<a href="#"><u>Open/board storage</u></a>	4
<a href="#"><u>Shelving</u></a>	5
<a href="#"><u>Planters/liner</u></a>	6-7
<a href="#"><u>Media unit</u></a>	8
<a href="#"><u>Collaborative</u></a>	9-11
<a href="#"><u>Ezel</u></a>	12

## Overview

### General

- Widths: 38.5"w, 55.5"w, 76.5"w
- Height: 76"h
- Depth: 22"
- Heavy duty locking casters
- For units with back panels: 38.5" and 55.5"w will be single panel width, 76.5"w will be double panel width

### Options

- Optional ganging kit, connects top of units
- Kaleid can be used with Ezel markerboards, see [Ezel](#) reference page. Ezel boards hang from top rail

### Material planning

- Posts: stain on solid ash, painted on solid beech

- Shelves/planter boxes: TFL, HPL or veneer
- Aluminum shelf frames: standard or studio powder coat
- Wall panel finished materials include: TFL, HPL, markerboard, or veneer
- **Note:** Finished or upholstered face and back options cannot be contrasting materials
- Back panel material options:
  - Finished face and back
  - Upholstered face/finished back
  - Upholstered face and back
  - Cork face/black back
- Face is on exterior of unit, back is on interior
- **Note:** Fabric panels are not tackable

## Elevation



38.5"w  
single back panel




55.5"w  
Single back panel



76.5"w  
Double back panel

## Ganging



Clips shown in unganged position



Clips shown in ganged position

## Open/board storage

### General

- 38"w and 55"w will have a total of two panels, one per side
- 76"w will have a total of four panels, two per side. Side by side panels to be specified in same finish
- Back panel material options: see [material planning](#) on overview page

### Options

- Optional interior storage insert, for use with Ezel markerboards. Ezel boards specified separately
  - 38"w holds two markerboards vertically
  - 55"w holds two markerboards vertically
  - 76"w holds six markerboards horizontally, four in bottom section and two in upper section



[13-38WP](#)



[13-55WP](#)



[13-76WP](#)

### Optional board storage



38"w  
holds two boards vertically



55"w  
holds two boards vertically



76"w  
holds six boards horizontally

## Open shelving

- Shelving specified as one finish, cannot be contrasting materials
- Shelving accessible from both sides



[13-38SS](#)



[13-55SS](#)



[13-76SS](#)

## Closed shelving

- Shelving specified as one finish, cannot be contrasting materials
- Shelving accessible from approach side only
- Back panel material options: see [material planning](#) on overview page



[13-38SSW](#)



[13-55SSW](#)



[13-76SSW](#)



Back reference  
13-55SSW shown

## Single planter

- Optional planter liner
  - 13-38PB - 3 liners
  - 13-55PB - 4 liners
  - 13-76PB - 5 liners
- See [planter liner](#) section for more information
- Top of planter box standard as BL3 black laminate



[13-38PB](#)



[13-55PB](#)



[13-76PB](#)

## Double planter

- Optional planter liner
  - 13-38DPB - 6 liners
  - 13-55DPB - 8 liners
  - 13-76DPB - 10 liners
- See [planter liner](#) section for more informat
- Top of planter box standard as BL3 black laminate



[13-38DPB](#)



[13-55DPB](#)



[13-76DPB](#)



## Planter and shelving

- Optional planter liner
  - 13-38PBS - 3 liners
  - 13-55PBS - 4 liners
  - 13-76PBS - 5 liners
- See [planter liner](#) section for more information
- Top of planter box standard as BL3 black laminate
- Shelving and planter box can be contrasting materials



13-38PBS



13-55PBS



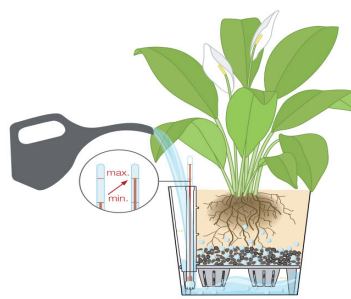
13-76PBS

## Planter liner

- Planter liners are optional, and are specified as an option within the model
- Planter liners have a self irrigation system
- Separate water reservoir that is filled every 12 weeks slowly disperses water to the plant
- Water is filled to the max line indicator
- Every third watering, water the plant from above to hydrate the substrate
- Instruction booklet comes with all liners



Planter liner



Watering detail



Watering detail

## Media unit

### General

- Widths: 38"w, 55"w, 76"w
- Molded plywood wire manager with power supply: two outlets, USB A and C, open data port
- Four convenience power outlets behind wire manager
- Storage bays: four on 38"w and 55"w unit, six on 76"w unit
- Back panel material options: see [material planning](#) on overview page

### Options

- Hinged door grommet on back for power/data access. Optional 6' data cable
- Optional swivel tablet on 76"w model only. Post available in luster grey, bone white, or onyx

### TV planning

- TV mounting structure included, tv mount not included. Recommended max tv sizes per width:
  - 32" flat screen on 38"w unit
  - 50" flat screen on 55"w unit
  - 55" flat screen on 76"w unit
- **Note:** When adding a video conferencing system, smaller tv will be needed. 32.6"h overall mounting space available per unit, see mounting space elevation



13-38MP



13-55MP



13-76MP

### Hinged door back grommet



13-55MP shown



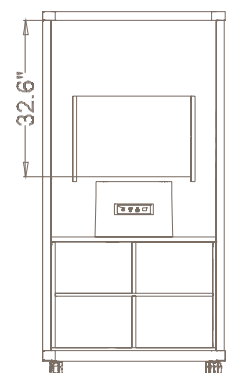
Detail

### Tablet



Optional tablet detail  
76"w only

### TV planning



Mounting space available



## Collaborative

### General

- Collaborative table is available in three widths
- 32"d worksurface is accessible from both sides
- Worksurfaces are available at desk, counter, or bar height

### Options

- Worksurface available with square or rounded corners
- Optional grommets and power inserts, see [tables grommet and power](#) section

### Table models



[13-38WS-D](#) shown  
38"w, desk height



[13-55WS-C](#) shown  
55"w, counter height



[13-76WS-B](#) shown  
76"w, bar height

### Worksurface corner



Rounded corners shown (RNDC)  
Square corners (SQRC)

## Collaborative Accessory hook

- Mounts to underside of worksurface in any location. Predrilled holes included on worksurface for suggested locations
- Max weight limit of 15 lbs
- Powder coated steel hook

### Worksurface hook



[13-AH](#)

## Collaborative Grommets and cutouts

### General

- Workstation grommet and power locations located along the center of the worksurface

### Grommet/power cutout locations

- 38"w: left or right location only
- 55"w and 76"w: left, center, right, left and right locations

### Options

- Grommet can be specified with or without [PS-100](#) power module
- Power cutout available with [PS-92](#) only

### Grommet/power cutout locations



Left location shown



Right location shown



Left and right location  
For 55"w and 76"w models



Center location  
For 55"w and 76"w models

## Collaborative Power modules

### PS-100

- Set on surface power, 3.6" w x 3.9" d x 2.1" h
- One outlet, one usb-a charging port, one usb-c charging port
- 9' braided power cord
- Finishes:
  - Walnut shell with clear finish and black face, and black with white pinstripe braided power cord
  - Beech shell with clear finish and white face, and dusk braided power cord
  - Walnut shell with black finish and black face, and black with white pinstripe braided power cord

- **Note:** When PS-100 is specified, a grommet will automatically be added to the worksurface

### PS-92

- In surface power
- 4" diameter x 3.25" h (recesses below worksurface)
- One outlet, one USB-A charging port, one USB-C charging port
- 10' power cord
- Available as black or white

### PS-100



[PS-100WL](#)



[PS-100BE](#)



[PS-100BK](#)

### PS-92



[PS-92W](#)



[PS-92B](#)

## Ezel

### Markerboard

- 33"w x 64"h x 2"d
- White dry erase laminate
- Molded polyurethane knobs
- Can be used with all Kaleid storage units, hangs from top shelf frame

### Caddy

- 26.5"w x 19"h x 18.75"d
- Total height of caddy and markerboard: 71.5"h
- Standard or studio powder coat
- Locking casters in black or white

### Wall rail

- 42"w x 2"h x .5"d
- Rail mounts approximately 68" AFF
- Starter or add on option. Starter unit includes end caps
- Aluminum rail in standard or studio powder coat

### Used with Kaleid

- Ezel can rest on both sides of any Kaleid unit along the top rail. A markerboard can be orientated as vertical on 33"w and 55"w models, and vertical or horizontal on 76"w units

### Markerboard



[16-MB](#)

### Caddy



Caddy shown with markerboard

[16-MBC](#)

### Wall rail



[16-MBRS](#) - starter rail  
[16-MBRA](#) - add on rail

### Used with Kaleid



Markerboard shown vertical on 76"w Kaleid unit