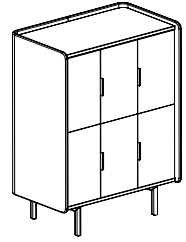




82-4267SCD2

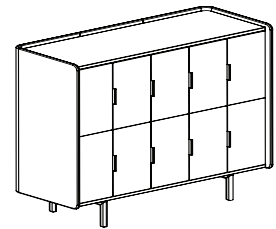
Overall dimensions	42.75"w x 25.5"d x 67"h	Weight	400 lbs.
		Cubic feet	80.5
		COM	5.25 yds.



Standard features	Options
<ul style="list-style-type: none"> Molded plywood surround Two tier locker Six hinged doors Powder coated steel legs Powder coated aluminum door pull 	<ul style="list-style-type: none"> Chassis/door in veneer or HPL Top/bottom available in veneer or HPL Hinge location: left or right Interior options: coat hook, two fixed shelves, two adjustable shelves Locking Leg/pull in standard/studio powder coat

82- 6267SCD2

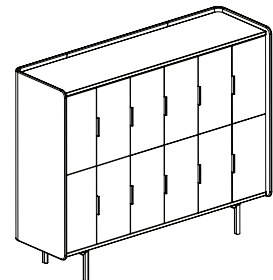
Overall dimensions	62.75"w x 25.5"d x 67"h	Weight	555 lbs.
		Cubic feet	162.5
		COM	5.5 yds.



Standard features	Options
<ul style="list-style-type: none"> Molded plywood surround Two tier locker Ten hinged doors Powder coated steel legs Powder coated aluminum door pull 	<ul style="list-style-type: none"> Chassis/door in veneer or HPL Top/bottom available in veneer or HPL Hinge location: left or right Interior options: coat hook, two fixed shelves, two adjustable shelves Locking Leg/pull in standard/studio powder coat

82-8267SCD2

Overall dimensions	82.75"w x 25.5"d x 67"h	Weight	740 lbs.
		Cubic feet	213
		COM	6 yds.



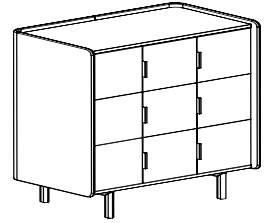
Standard features	Options
<ul style="list-style-type: none"> Molded plywood surround Two tier locker Twelve hinged doors Powder coated steel legs Powder coated aluminum door pull 	<ul style="list-style-type: none"> Chassis/door in veneer or HPL Top/bottom available in veneer or HPL Hinge location: left or right Interior options: coat hook, two fixed shelves, two adjustable shelves Locking Leg/pull in standard/studio powder coat



82-4267SCD3

Overall dimensions 42.75"w x 25.5"d x 67"h

Weight 415 lbs.
Cubic feet 80.5
COM 5.25 yds.

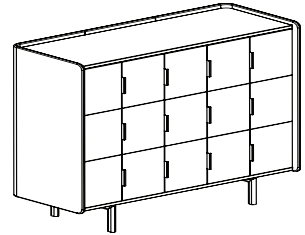


Standard features	Options
<ul style="list-style-type: none"> Molded plywood surround Three tier locker Nine hinged doors Powder coated steel legs Powder coated aluminum door pull 	<ul style="list-style-type: none"> Chassis/door in veneer or HPL Top/bottom available in veneer or HPL Hinge location: left or right Interior options: coat hook Locking Leg/pull in standard/studio powder coat

82-6267SCD3

Overall dimensions 62.75"w x 25.5"d x 67"h

Weight 575 lbs.
Cubic feet 162.5
COM 5.5 yds.

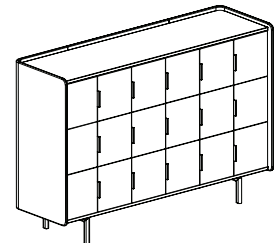


Standard features	Options
<ul style="list-style-type: none"> Molded plywood surround Three tier locker Fifteen hinged doors Powder coated steel legs Powder coated aluminum door pull 	<ul style="list-style-type: none"> Chassis/door in veneer or HPL Top/bottom available in veneer or HPL Hinge location: left or right Interior options: coat hook Locking Leg/pull in standard/studio powder coat

82-8267SCD3

Overall dimensions 82.75"w x 25.5"d x 67"h

Weight 770 lbs.
Cubic feet 213
COM 6 yds.

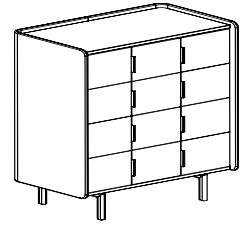


Standard features	Options
<ul style="list-style-type: none"> Molded plywood surround Three tier locker Eighteen hinged doors Powder coated steel legs Powder coated aluminum door pull 	<ul style="list-style-type: none"> Chassis/door in veneer or HPL Top/bottom available in veneer or HPL Hinge location: left or right Interior options: coat hook Locking Leg/pull in standard/studio powder coat



82-4267SCD4

Overall dimensions	42.75"w x 25.5"d x 67"h	Weight	430 lbs.
		Cubic feet	80.5
		COM	5.25 yds.

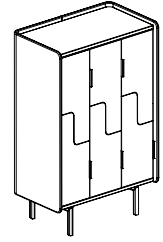


Standard features	Options
<ul style="list-style-type: none"> Molded plywood surround Four tier locker Twelve hinged doors Powder coated steel legs Powder coated aluminum door pull 	<ul style="list-style-type: none"> Chassis/door in veneer or HPL Top/bottom available in veneer or HPL Hinge location: left or right Interior options: coat hook Locking Leg/pull in standard/studio powder coat



82-4267SCDZ

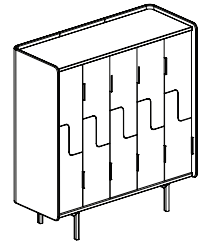
Overall dimensions	42.75"w x 25.5"d x 67"h	Weight	425 lbs.
		Cubic feet	80.5
		COM	5.25 yds.



Standard features	Options
<ul style="list-style-type: none"> Molded plywood surround Two tier locker Fixed shelf Six hinged Z doors Powder coated steel legs Powder coated aluminum door pull 	<ul style="list-style-type: none"> Chassis/door in veneer or HPL Top/bottom available in veneer or HPL Hinge location: left or right Interior options: coat hook Locking Leg/pull in standard/studio powder coat

82- 6267SCDZ

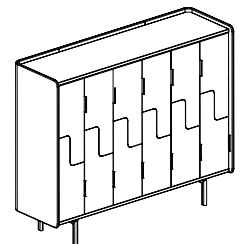
Overall dimensions	62.75"w x 25.5"d x 67"h	Weight	600 lbs.
		Cubic feet	116
		COM	5.5 yds.



Standard features	Options
<ul style="list-style-type: none"> Molded plywood surround Two tier locker Fixed shelf Ten hinged Z doors Powder coated steel legs Powder coated aluminum door pull 	<ul style="list-style-type: none"> Chassis/door in veneer or HPL Top/bottom available in veneer or HPL Hinge location: left or right Interior options: coat hook Locking Leg/pull in standard/studio powder coat

82-8267SCDZ

Overall dimensions	82.75"w x 25.5"d x 67"h	Weight	790 lbs.
		Cubic feet	151.5
		COM	6 yds.



Standard features	Options
<ul style="list-style-type: none"> Molded plywood surround Two tier locker Fixed shelf Twelve hinged Z doors Powder coated steel legs Powder coated aluminum door pull 	<ul style="list-style-type: none"> Chassis/door in veneer or HPL Top/bottom available in veneer or HPL Hinge location: left or right Interior options: coat hook Locking Leg/pull in standard/studio powder coat



Standard finish selection

<https://ofs.com/resources/finishes>
<https://ofs.com/resources/textiles>

Surround

- ¾" thick molded plywood surround and canopy
- Concealed interlocking fastener construction

Chassis

- 1 ¼" thick particle board core top and bottom panels faced with veneer or HPL
- ¾" thick particle board core top, back, and end panels faced with veneer or HPL
- Dowel pin construction including pocket bores and wood screws

Legs

- Powder coated steel legs and stretcher rails with non-marring adjustable glides
- Available in standard/studio powder coats

Pulls

- Powder coated extruded aluminum door pulls
- Available in standard/studio powder coats

Configurations

- Available in 1 surround height (67")
- Available in 3 widths (Single: 42", Double: 62" and Triple: 82")
- Available in 3 door configurations (2, 3, and 4 High Door)
- Optional locks (Keyed, Electronic, Mechanical, and Padlock)
- Optional interior storage (Coat Hook, Fixed Shelf, Adjustable Shelves)
- Available in left or right hinge direction

Carton/packaging

- Unit is packed in a carton. A cardboard edge protector is placed around the edges of the unit.