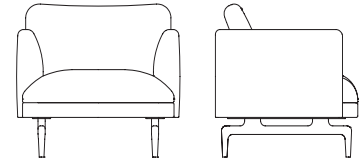


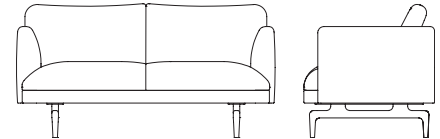
Lounge chair 95041

Overall dimensions	37"w x 31"d x 31"h	Weight	94 lbs.
Seat dimensions	24"w x 20"d x 18"h	Cubic feet	27
Seat to top of back	16"	COM	4.75 yds.
Top of arm to floor	26.25"	COL	95 sq. ft.
Top of arm to seat	8.5"		
Leg height	8"		



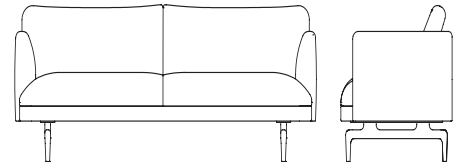
Loveseat 95042

Overall dimensions	63"w x 31"d x 31"h	Weight	132 lbs.
Seat dimensions	50"w x 20"d x 18"h	Cubic feet	44
Seat to top of back	16"	COM	7.5 yds.
Top of arm to floor	26.25"	COL	150 sq. ft..
Top of arm to seat	8.5"		
Leg height	8"		



Sofa 95043

Overall dimensions	89"w x 31"d x 31"h	Weight	159 lbs.
Seat dimensions	76"w x 20"d x 18"h	Cubic feet	61
Seat to top of back	16"	COM	8.5 yds.
Top of arm to floor	26.25"	COL	170 sq. ft.
Top of arm to seat	8.5"		
Leg height	8"		



Standard features	Options available
<ul style="list-style-type: none"> Fully upholstered Sinuous springs in seat 	<ul style="list-style-type: none"> Leg finish <ul style="list-style-type: none"> Standard wood finish stain or standard and studio paints on Beech leg

Standard textile & finish selection

<https://ofs.com/resources/textiles>
<https://ofs.com/resources/finishes>
Beech wood is used for legs when wood stain and paint finish are selected

Frame construction

Seat	<ul style="list-style-type: none"> Equally spaced sinuous springs are covered with polypropylene cover material
Back	<ul style="list-style-type: none"> The back is covered with polypropylene cover material Upholstered cushions are attached
Upholstery	<ul style="list-style-type: none"> All fabric and leather pieces are cut with automated cutters that utilize precise patterns
Arms	<ul style="list-style-type: none"> The arms are constructed of upholstery grade plywood and solid hardwood
Frame	<ul style="list-style-type: none"> The frame is constructed of upholstery grade plywood and solid hardwood. The corners and joints are notched and slotted, and reinforced with glue and/or corner blocks, dowels, screws or staples

Foam

Seat	<ul style="list-style-type: none"> 5" Thick premium grade foam 30 lb. Compression 2.3 Density .5 oz. Fiber overlay on top
Back	<ul style="list-style-type: none"> 4.75" Thick premium grade foam 32 lb. Compression 1.8 Density .5 oz. Fiber overlay on face