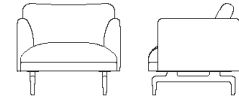


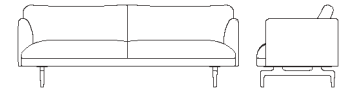
**Lounge Chair 95041**

<b>Overall Dimensions</b>	37"w x 31"d x 31"h	<b>Weight</b>	94 lbs.
<b>Seat Dimensions</b>	24"w x 20"d x 18"h	<b>Cubic Feet</b>	27
<b>Seat to Top of Back</b>	16"	<b>COM</b>	4.75 yds.
<b>Top of Arm to Floor</b>	26.25"	<b>COL</b>	95 sq. ft.
<b>Top of Arm to Seat</b>	8.5"		



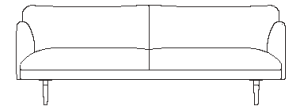
**Loveseat 95042**

<b>Overall Dimensions</b>	63"w x 31"d x 31"h	<b>Weight</b>	132 lbs.
<b>Seat Dimensions</b>	50"w x 20"d x 18"h	<b>Cubic Feet</b>	44
<b>Seat to Top of Back</b>	16"	<b>COM</b>	7.5 yds.
<b>Top of Arm to Floor</b>	26.25"	<b>COL</b>	150 sq. ft..
<b>Top of Arm to Seat</b>	8.5"		



**Sofa 95043**

<b>Overall Dimensions</b>	89"w x 31"d x 31"h	<b>Weight</b>	159 lbs.
<b>Seat Dimensions</b>	76"w x 20"d x 18"h	<b>Cubic Feet</b>	61
<b>Seat to Top of Back</b>	16"	<b>COM</b>	8.5 yds.
<b>Top of Arm to Floor</b>	26.25"	<b>COL</b>	170 sq. ft.
<b>Top of Arm to Seat</b>	8.5"		



Standard Features	Options Available
<ul style="list-style-type: none"> <li>Fully upholstered</li> <li>Sinuous springs in seat</li> </ul>	<ul style="list-style-type: none"> <li>Leg finish                             <ul style="list-style-type: none"> <li>Standard veneers</li> <li>Standard / studio paints</li> </ul> </li> </ul>

**Standard Textile / Finish Selection**

<https://ofs.com/resources/textiles>  
<https://ofs.com/resources/finishes>

**Frame Construction**

Seat	<ul style="list-style-type: none"> <li>Equally spaced sinuous springs are covered with polypropylene cover material</li> </ul>
Back	<ul style="list-style-type: none"> <li>The back is covered with polypropylene cover material</li> <li>Upholstered cushions are attached</li> </ul>
Upholstery	<ul style="list-style-type: none"> <li>All fabric and leather pieces are cut with automated cutters that utilize precise patterns</li> </ul>
Arms	<ul style="list-style-type: none"> <li>The arms are constructed of upholstery grade plywood and solid hardwood</li> </ul>
Frame	<ul style="list-style-type: none"> <li>The frame is constructed of upholstery grade plywood and solid hardwood. The corners and joints are notched and slotted, and reinforced with glue and/or corner blocks, dowels, screws or staples.</li> </ul>

**Foam**

Seat	<ul style="list-style-type: none"> <li>5" Thick premium grade foam</li> <li>30 lb. Compression</li> <li>2.3 Density</li> <li>0.5 oz. fiber overlay on top</li> </ul>
Back	<ul style="list-style-type: none"> <li>4.75" Thick premium grade foam</li> <li>32 lb. Compression</li> <li>1.8 Density</li> <li>0.5 oz. fiber overlay on face</li> </ul>