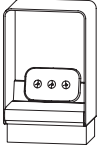
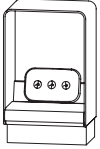


Single seat unit with unfinished outside back panel and laminate base 89041

Overall dimensions	40.5"w x 31.25"d x 67"h 58.75"w x 75.75"h with shroud	Weight	195 lbs. 251 lbs. with shroud	
Seat dimensions	38.25"w x 21.5"d x 18.5"h	Cubic feet	92 102 with shroud	
		COM	3.25 yds. (Cushion) 1.25 yds. (Inset back panel) 8.5 yds. (Surround)	
		COL	65 yds. (Cushion) 25 yds. (Inset back panel) n/a yds. (Surround)	

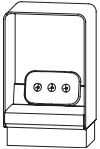
Standard features	Options available
<ul style="list-style-type: none"> • Sinuous springs in seat • Upholstered highback surround for privacy • Upholstered cushions and inset back panel • Unfinished outside back panel • Laminate base 	<ul style="list-style-type: none"> • Shroud • Power (Left/Right facing) • Light

Single seat unit with upholstered outside back panel and laminate base 89141

Overall dimensions	40.5"w x 31.25"d x 67"h 58.75"w x 75.75"h with shroud	Weight	195 lbs. 251 lbs. with shroud	
Seat dimensions	38.25"w x 21.5"d x 18.5"h	Cubic feet	92 102 with shroud	
		COM	3.25 yds. (Cushion) 1.25 yds. (Inset back panel) 10.25 yds. (Surround and outside back panel)	
		COL	65 yds. (Cushion) 25 yds. (Inset back panel) n/a yds. (Surround and outside back panel)	

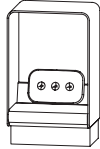
Standard features	Options available
<ul style="list-style-type: none"> • Sinuous springs in seat • Upholstered highback surround for privacy • Upholstered cushions and inset back panel • Upholstered outside back panel • Laminate base 	<ul style="list-style-type: none"> • Shroud • Power (Left/Right facing) • Light

Single seat unit with markerboard outside back panel and laminate base 89241

Overall dimensions	40.5"w x 31.25"d x 67"h 58.75"w x 75.75"h with shroud	Weight	195 lbs. 251 lbs. with shroud	
Seat dimensions	38.25"w x 21.5"d x 18.5"h	Cubic feet	92 102 with shroud	
		COM	3.25 yds. (Cushion) 1.25 yds. (Inset back panel) 9.25 yds. (Surround and outside back panel)	
		COL	65 yds. (Cushion) 25 yds. (Inset back panel) n/a yds. (Surround and outside back panel)	

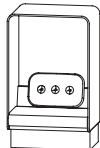
Standard features	Options available
<ul style="list-style-type: none"> • Sinuous springs in seat • Upholstered highback surround for privacy • Upholstered cushions and inset back panel • Markerboard and partial upholstered outside back panel • Laminate base 	<ul style="list-style-type: none"> • Shroud • Power (Left/Right facing) • Light

Single seat unit with unfinished outside back panel and upholstered base 89341

Overall dimensions	40.5"w x 31.25"d x 67"h 58.75"w x 75.75"h with shroud	Weight	195 lbs. 251 lbs. with shroud	
Seat dimensions	38.25"w x 21.5"d x 18.5"h	Cubic feet	92 102 with shroud	
		COM	3.25 yds. (Cushion) 1.25 yds. (Inset back panel) 8.5 yds. (Surround and base)	
		COL	65 yds. (Cushion) 25 yds. (Inset back panel) n/a yds. (Surround and base)	

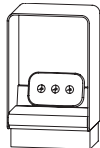
Standard features	Options available
<ul style="list-style-type: none"> • Sinuous springs in seat • Upholstered highback surround for privacy • Upholstered cushions and inset back panel • Unfinished outside back panel • Upholstered base 	<ul style="list-style-type: none"> • Shroud • Power (Left/Right facing) • Light

Single seat unit with upholstered outside back panel and upholstered base 89441

Overall dimensions	40.5"w x 31.25"d x 67"h 58.75"w x 75.75"h with shroud	Weight	195 lbs. 251 lbs. with shroud	
Seat dimensions	38.25"w x 21.5"d x 18.5"h	Cubic feet	92 102 with shroud	
		COM	3.25 yds. (Cushion) 1.25 yds. (Inset back panel) 10.25 yds. (Surround, outside back panel and base)	
		COL	65 yds. (Cushion) 25 yds. (Inset back panel) n/a yds. (Surround, outside back panel and base)	

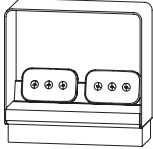
Standard features	Options available
<ul style="list-style-type: none"> • Sinuous springs in seat • Upholstered highback surround for privacy • Upholstered cushions and inset back panel • Upholstered outside back panel • Upholstered base 	<ul style="list-style-type: none"> • Shroud • Power (Left/Right facing) • Light

Single seat unit with markerboard outside back panel and upholstered base 89541

Overall dimensions	40.5"w x 31.25"d x 67"h 58.75"w x 75.75"h with shroud	Weight	195 lbs. 251 lbs. with shroud	
Seat dimensions	38.25"w x 21.5"d x 18.5"h	Cubic feet	92 102 with shroud	
		COM	3.25 yds. (Cushion) 1.25 yds. (Inset back panel) 9.25 yds. (Surround, outside back panel and base)	
		COL	65 yds. (Cushion) 25 yds. (Inset back panel) n/a yds. (Surround, outside back panel and base)	

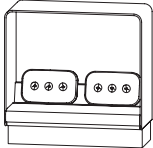
Standard features	Options available
<ul style="list-style-type: none"> • Sinuous springs in seat • Upholstered highback surround for privacy • Upholstered cushions and inset back panel • Markerboard and partial upholstered outside back Ppanel • Upholstered base 	<ul style="list-style-type: none"> • Shroud • Power (Left/Right facing) • Light

Double seat unit with unfinished outside back panel and laminate base 89042

Overall dimensions	67" w x 31.25" d x 67" h 85" w x 75.75" h with shroud	Weight	255 lbs. 340 lbs. with shroud	
Seat dimensions	64.4" w x 21.5" d x 18.5" h	Cubic feet	147 161 with shroud	
		COM	4.5 yds. (Cushion) 2.5 yds. (Inset back panel) 10 yds. (Surround)	
		COL	90 yds. (Cushion) 50 yds. (Inset back panel) n/a yds. (Surround)	


Standard features	Options available
<ul style="list-style-type: none"> • Sinuous springs in seat • Upholstered highback surround for privacy • Upholstered cushions and inset back panel • Unfinished outside back panel • Laminate base 	<ul style="list-style-type: none"> • Shroud • Power (Left/Right facing, center, both sides) • Light

Double seat unit with upholstered outside back panel and laminate base 89142

Overall dimensions	67" w x 31.25" d x 67" h 85" w x 75.75" h with shroud	Weight	255 lbs. 340 lbs. with shroud	
Seat dimensions	64.4" w x 21.5" d x 18.5" h	Cubic feet	147 161 with shroud	
		COM	4.5 yds. (Cushion) 2.5 yds. (Inset back panel) 13.25 yds. (Surround and outside back panel)	
		COL	90 yds. (Cushion) 50 yds. (Inset back panel) n/a yds. (Surround and outside back panel)	

Standard features	Options available
<ul style="list-style-type: none"> • Sinuous springs in seat • Upholstered highback surround for privacy • Upholstered cushions and inset back panel • Upholstered outside back panel • Laminate base 	<ul style="list-style-type: none"> • Shroud • Power (Left/Right facing, center, both sides) • Light

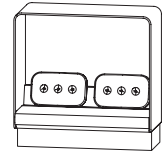
Double seat unit with markerboard outside back panel and laminate base 89242

Overall dimensions	67" w x 31.25" d x 67" h 85" w x 75.75" h with shroud	Weight	255 lbs. 340 lbs. with shroud	
Seat dimensions	64.4" w x 21.5" d x 18.5" h	Cubic feet	147 161 with shroud	
		COM	4.5 yds. (Cushion) 2.5 yds. (Inset back panel) 12 yds. (Surround and outside back panel)	
		COL	90 yds. (Cushion) 50 yds. (Inset back panel) n/a yds. (Surround and outside back panel)	

Standard features	Options available
<ul style="list-style-type: none"> • Sinuous springs in seat • Upholstered highback surround for privacy • Upholstered cushions and Inset back panel • Markerboard and partial upholstered outside back panel • Laminate Base 	<ul style="list-style-type: none"> • Shroud • Power (Left/Right facing, center, both sides) • Light

Double seat unit with unfinished outside back panel and upholstered base 89342

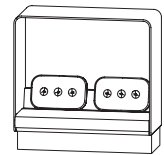
Overall dimensions	67" w x 31.25" d x 67" h 85" w x 75.75" h with shroud	Weight	255 lbs. 340 lbs. with shroud
Seat dimensions	64.4" w x 21.5" d x 18.5" h	Cubic feet	147 161 with shroud
		COM	4.5 yds. (Cushion) 2.5 yds. (Inset back panel) 10 yds. (Surround and base)
		COL	90 yds. (Cushion) 50 yds. (Inset back panel) n/a yds. (Surround and base)



Standard features	Options available
<ul style="list-style-type: none"> • Sinuous springs in seat • Upholstered highback surround for privacy • Upholstered cushions and inset back panel • Unfinished outside back panel • Upholstered base 	<ul style="list-style-type: none"> • Shroud • Power (Left/Right facing, center, both sides) • Light

Double seat unit with upholstered outside back panel and upholstered base 89442

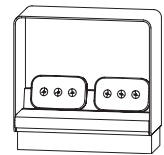
Overall dimensions	67" w x 31.25" d x 67" h 85" w x 75.75" h with shroud	Weight	255 lbs. 340 lbs. with shroud
Seat dimensions	64.4" w x 21.5" d x 18.5" h	Cubic feet	147 161 with shroud
		COM	4.5 yds. (Cushion) 2.5 yds. (Inset back panel) 13.25 yds. (Surround, outside back panel and base)
		COL	90 yds. (Cushion) 50 yds. (Inset back panel) n/a yds. (Surround, outside back panel and base)



Standard features	Options available
<ul style="list-style-type: none"> • Sinuous springs in seat • Upholstered highback surround for privacy • Upholstered cushions and inset back panel • Upholstered outside back panel • Upholstered base 	<ul style="list-style-type: none"> • Shroud • Power (Left/Right facing, center, both sides) • Light

Double seat unit with markerboard outside back panel and upholstered base 89542

Overall dimensions	67" w x 31.25" d x 67" h 85" w x 75.75" h with shroud	Weight	255 lbs. 340 lbs. with shroud
Seat dimensions	64.4" w x 21.5" d x 18.5" h	Cubic feet	147 161 with shroud
		COM	4.5 yds. (Cushion) 2.5 yds. (Inset back panel) 12 yds. (Surround, outside back panel and base)
		COL	90 yds. (Cushion) 50 yds. (Inset back panel) n/a yds. (Surround, outside back panel and base)



Standard features	Options available
<ul style="list-style-type: none"> • Sinuous springs in seat • Upholstered highback surround for privacy • Upholstered cushions and inset back panel • Markerboard and partial upholstered outside back panel • Upholstered base 	<ul style="list-style-type: none"> • Shroud • Power (Left/Right facing, center, both sides) • Light



Ganging shelf used with shroud 89GS

Overall dimensions	18.25"w x 14.84"d x 1"h	Weight	9 lbs.	
Height from floor	27"h	Cubic feet	1	

Ganging work tablet (single) used with shroud 89GT1 (left facing shown)

Overall dimensions	31.5"w x 14.84"d x 1"h	Weight	14 lbs.	
Height from floor	27"h	Cubic feet	2	

Ganging work tablet (double) used with shroud 89GT2

Overall dimensions	44.91"w x 14.84"d x 1"h	Weight	21 lbs.	
Height from floor	27"h	Cubic feet	2	

Work tablet used with shroud 89T1 (left facing shown)

Overall dimensions	22.29"w x 14.84"d x 1"h	Weight	10 lbs.	
Height from floor	27"h	Cubic feet	1	

Work tablet used with or without shroud 89T2 (left facing shown)


Overall dimensions	20.66"w x 14.84"d x 1"h	Weight	9 lbs.	
Height from floor	27"h	Cubic feet	1	

Round tablet used with or without shroud 89TR


Overall dimensions	17"w x 17"d x 1"h	Weight	8 lbs.	
Height from floor	27"h	Cubic feet	1	

Standard features	Options available
<ul style="list-style-type: none"> Exposed plywood edge (veneer and HPL) 	<ul style="list-style-type: none"> HPL (Standard and studio) Standard veneer Solid surface Left or right facing tablet location

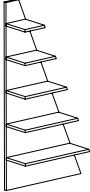
Small pillow 89P1

Overall dimensions	18"w x 7"d x 4"h	Weight	1 lbs.	
		Cubic feet	1	
		COM	1 yds.	
		COL	20 yds.	

Large pillow 89P2

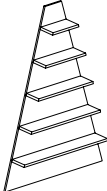
Overall dimensions	18"w x 10"d x 4"h	Weight	2 lbs.	
		Cubic feet	1	
		COM	1.25 yds.	
		COL	25 yds.	

LeanTo side shelf units standard features 891SL/891SR

Overall dimensions	25.875"w x 8.8125"d x 74.875"h	Weight	49 lbs.	
		Cubic feet	13.7	
		COM	2.5 yds.	

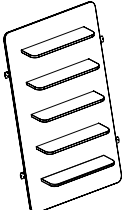
Standard features	Options available
<ul style="list-style-type: none"> Five fixed shelves 	<ul style="list-style-type: none"> Back finish (upholstered, standard veneers, standard or studio HPL) Shelf finish (standard veneer, standard or studio HPL) Shelf edge (square or exposed ply core knife)

LeanTo side shelf units standard features 892S

Overall dimensions	51.75"w x 8.8125"d x 74.875"h	Weight	98 lbs.	
		Cubic feet	26.4	
		COM	2.5 yds.	

Standard features	Options available
<ul style="list-style-type: none"> Five fixed shelves 	<ul style="list-style-type: none"> Back finish (standard veneers, standard or studio HPL) Shelf finish (standard veneer, standard or studio HPL) Shelf edge (square or exposed ply core knife)

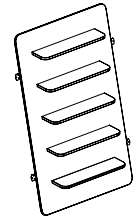
LeanTo in line bookcase shelf units standard features 89-5875S5

Overall dimensions	58.656"w x 28.625"d x 75.25"h	Weight	226 lbs.	
		Cubic feet	12.5	
		COM	2.5 yds.	

Standard features	Options available
<ul style="list-style-type: none"> Five fixed shelves Must be mounted between two lounge units 	<ul style="list-style-type: none"> Back finish (standard veneers, standard or studio HPL) Shelf finish (standard veneer, standard or studio HPL) Shelf edge (square or exposed ply core knife) Border width

LeanTo in line bookcase shelf units standard features 89-4475S5

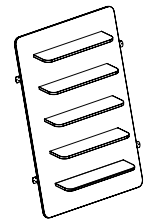
Overall dimensions	44"w x 28.625"d x 75.25"h	Weight	174 lbs.
		Cubic feet	9.6
		COM	2.5 yds.



Standard features	Options available
<ul style="list-style-type: none"> • Five fixed shelves • Must be mounted between two lounge units 	<ul style="list-style-type: none"> • Back finish (standard veneers, standard or studio HPL) • Shelf finish (standard veneer, standard or studio HPL) • Shelf edge (square or exposed ply core knife) • Border width

LeanTo in line bookcase shelf units standard features 89-3075S5


Overall dimensions	30"w x 28.625"d x 75.25"h	Weight	121 lbs.
		Cubic feet	7.4
		COM	2.5 yds.



Standard features	Options available
<ul style="list-style-type: none"> • Five fixed shelves • Must be mounted between two lounge units 	<ul style="list-style-type: none"> • Back finish (upholstered, standard veneers, standard or studio HPL) • Shelf finish (standard veneer, standard or studio HPL) • Shelf edge (square or exposed ply core knife) • Border width

LeanTo in line TV/presentation units standard features 89-5875P1

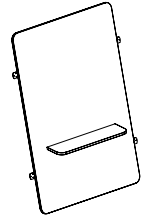
Overall dimensions	58.75"w x 24.8025"d x 74.875"h	Weight	98 lbs.
		Cubic feet	26.4
		COM	2.5 yds.



Standard features	Options available
<ul style="list-style-type: none"> • One shelf must be mounted between two lounge units 	<ul style="list-style-type: none"> • Back finish (upholstered, standard veneers, standard or studio HPL) • Shelf finish (standard veneer, standard or studio HPL) • Shelf edge (square or exposed ply core knife) • Border width • Cup location (left, right or left/right facing) • Cup color (standard or studio powder coats) • TV mount

LeanTo in line TV/presentation units standard features 89-4467P1

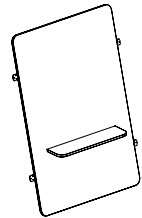
Overall dimensions	44"w x 24.8037"d x 75.25"h	Weight	128 lbs.
		Cubic feet	24.6
		COM	2.5 yds.



Standard features	Options available
<ul style="list-style-type: none"> One shelf must be mounted between two lounge units 	<ul style="list-style-type: none"> Back finish (upholstered, standard veneers, standard or studio HPL) Shelf finish (standard veneer, standard or studio HPL) Shelf edge (square or exposed ply core knife) Border width Cup location (left, right or left/right facing) Cup color (standard or studio powder coats) TV mount

LeanTo in line TV/presentation units standard features 89-3075P1

Overall dimensions	30"w x 24.8037"d x 75.25"h	Weight	94 lbs.
		Cubic feet	17.1
		COM	2.5 yds.



Standard features	Options available
<ul style="list-style-type: none"> One shelf must be mounted between two lounge units 	<ul style="list-style-type: none"> Back finish (upholstered, standard veneers, standard or studio HPL) Shelf finish (standard veneer, standard or studio HPL) Shelf edge (square or exposed ply core knife) Border width Cup location (left, right or left/right facing) Cup color (standard or studio powder coats) TV mount



Standard textile and finish selection

<https://ofs.com/resources/textiles>
<https://ofs.com/resources/finishes>

Frame construction

- Seat
 - Steel frame with equally spaced sinuous springs topped with a fiber deck pad and then covered with a moisture resistant medical fabric.
- Back
 - Upholstered back cushions are attached to the back plywood frame assembly.
- Upholstery
 - All fabric and leather pieces are cut with automated cutters that utilize precise patterns.
- Assembly
 - The joints are assembled using mortise and tenon or notched and slotted construction, glue and/or corner blocks, dowels, screws or staples.

Foam

- Seat
 - 6" thick premium grade foam
 - 30 lb. compression
 - 2.6 density
 - .75 oz fiber overlay
- Back
 - 4.5" thick premium grade foam
 - 30 lb. compression
 - 2.6 density
 - .75 oz fiber overlay
- Carton/
packaging
 - Prior to shipping the unit is placed in a carton with a pallet bottom then it is covered with plastic.